

LMRL-100 Isolated Relay Interface

Output interface for integration of third party systems

Component of Digital Lighting Management integrated control systems

Hinged dust cover over two RJ45 ports



Single-pole double throw isolated relay

Fits into standard single gang wallbox; optional DIN rail mounting

Status LED for isolated relay

Product Overview

Description

The LMRL-100 Isolated Relay Interface is an optional component for a Digital Lighting Management (DLM) system. It enables seamless integration of third party devices such as HVAC systems or exhaust fans.

Operation

The LMRL-100 device contains a single-pole, double throw isolated relay with normally open (N/O), normally closed (N/C) and common outputs. While the LMRL-100 resides on a DLM local network, it only receives signals from other devices on the network and does not transmit data via the DLM protocol. Furthermore, the device is not assignable to a specific load or room controller. The LMRL-100 activates in response to a signal from any DLM occupancy sensor on the network.

Convenient, Flexible Form Factor

Featuring a small form factor, the Isolated Relay Interface fits within a single-gang wallbox as well as standard junction boxes. The sleek size enables the device to be conveniently located near VAV boxes or other building system devices for maximum installation flexibility. The LMRL-100 can also be DIN rail mounted if desired.

Applications

The LMRL-100 is ideal for integrating third party controls with DLM lighting controls in a variety of applications. Suitable applications include coordinated control of lighting and HVAC based on occupancy detection in lunch rooms, break rooms or classrooms.

Features

- Integrates WattStopper Digital Lighting Management with any analog low voltage device
- Single LED for relay status
- Over-current protection
- Two RJ45 ports with hinged dust cover
- UL 2043 plenum rated
- RoHS compliant

PROJECT
LOCATION/TYPE

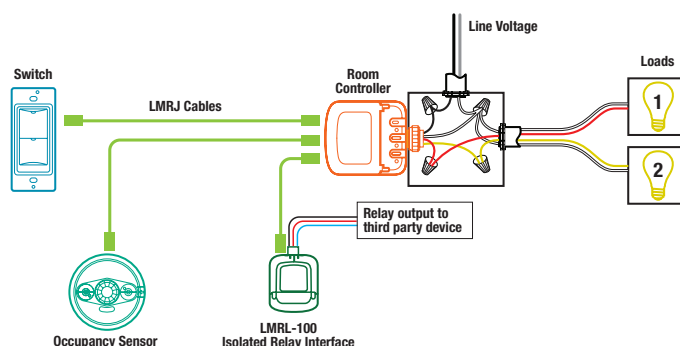


Specifications

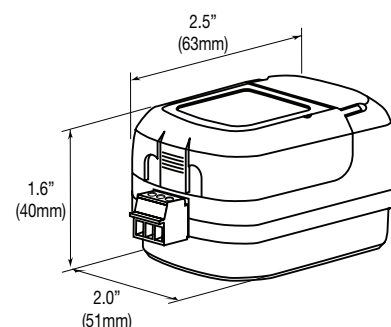
- Operating voltage: 24VDC from DLM network
- Isolated relay ratings:
 - 24VDC/VAC, 1A, SPDT
 - Normally open (N/O), normally closed (N/C) and common outputs
- Current consumption: 7mA
- DLM local network connection: 2 RJ45 ports
- Operating conditions: for indoor use only; 32-104°F (0-40°C)
- Fits inside 4" x 4" j-box, 1-gang back box or 3" octagonal box; optional DIN rail mounting
- UL and cUL listed
- FCC part 15 compliant
- Five year warranty

Wiring and Mounting

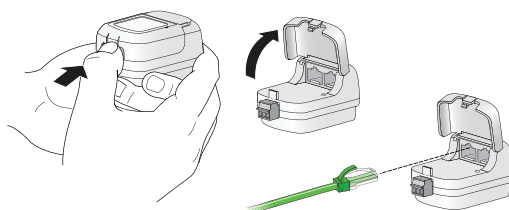
Connections to a DLM Network



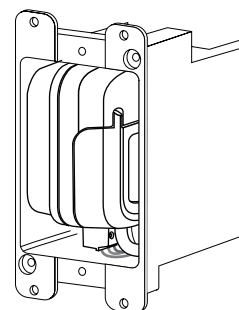
Dimensions



Mounting Options

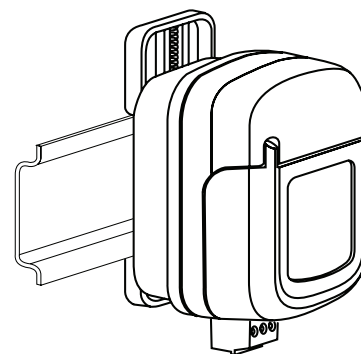
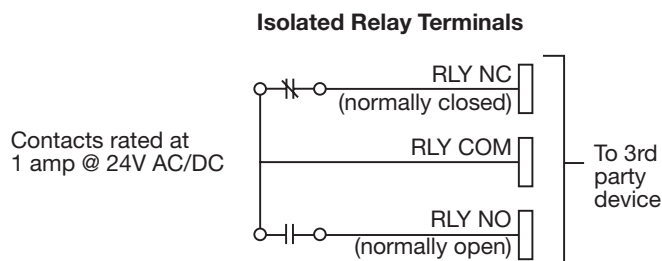


Installing LMRJ cable in Isolated Relay Interface.



Mounting inside single-gang wall box.

Isolated Relay Wiring



Mounting on DIN rail.

Ordering Information

Catalog No.	Description
<input type="checkbox"/> LMRL-100	Isolated Relay Interface