

CI-355 Passive Infrared Line Voltage Ceiling Sensor

Auto set automatically selects optimal time delay and sensitivity settings

Architecturally appealing low profile appearance

360° coverage

Terminal wiring for quick and easy installation

Operates at 120, 277 or 347 VAC, 50/60 Hz

Walk-through mode increases savings potential



PROJECT

LOCATION/TYPE

Product Overview

Description

WattStopper's CI-355 passive infrared (PIR) occupancy sensor automatically turns lighting on and off based on occupancy. The sensor mounts on the ceiling with a flat, low-profile appearance and provides 360 degrees of coverage.

Operation

The CI-355 is line voltage and operates at 120, 277 or 347 VAC. The sensor uses passive infrared technology (PIR) to sense occupancy and automatically turn lighting on. PIR works by sensing the difference between infrared energy from a human body in motion and the background space. When no occupancy is detected for the length of the time delay, lighting automatically turns off.

Auto Set

The CI-355 requires no adjustment at installation. Auto set continuously monitors the controlled space to identify usage patterns. Using this information, it automatically adjusts the time delay and sensitivity settings for optimal performance and energy efficiency. The sensor assigns short delays (as low as 5 minutes) for times when the space is usually vacant, and longer delays (up to 30 minutes) for busier times.

Applications

The CI-355 works well in open office spaces, computer rooms, conference rooms, classrooms, and warehouses. It is a good choice for areas with high ceilings or with two-level lighting. The convenient mounting system keeps installation costs down. It also eliminates the need for a power pack by using line voltage wiring.

Features

- Advanced control logic based on RISC micro-controller provides:
 - Detection Signature Processing eliminates false triggers and provides immunity to RFI and EMI
 - Walk-through mode turns lights off 3 minutes after the area is initially occupied – ideal for brief visits such as mail delivery
 - Built-in light level sensor featuring simple, one-step set-up
- LED indicates occupancy detection
- DIP switch simplifies sensor adjustments
- Clip mounting system makes ceiling tile installation simple
- Uses existing line voltage wiring and doesn't require a power pack
- Qualifies for ARRA-funded public works projects

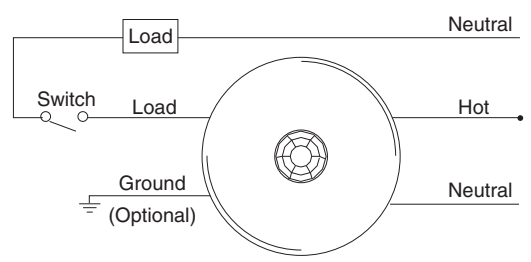


Specifications

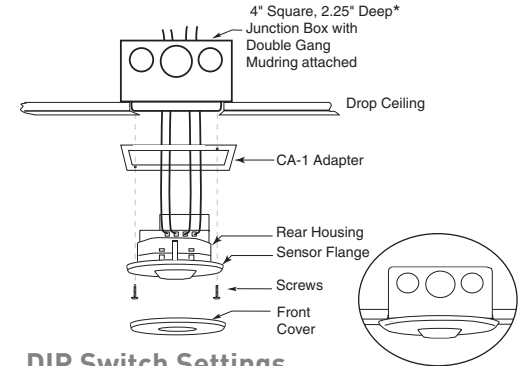
- 120/277/347 VAC, 50/60 Hz
- Time delays: Auto set, fixed (5, 10, 15, 20, or 30 minutes), walk-through, test-mode
- Sensitivity adjustment: Auto set or reduced sensitivity
- Multi-level, 360° Fresnel lens for superior occupancy detection
- Built-in light level sensor – works from 10 to 300 footcandles (107.6 to 3,229.2 lux)
- Mounting options: 4 square junction box with double gang mudring; 4 inch octagonal j-box
- Dimensions: 4.5" diameter x 1.45" deep (114.3mm x 25.9mm)
- UL and cUL listed
- Five year warranty

Wiring & Mounting

Wiring Diagram

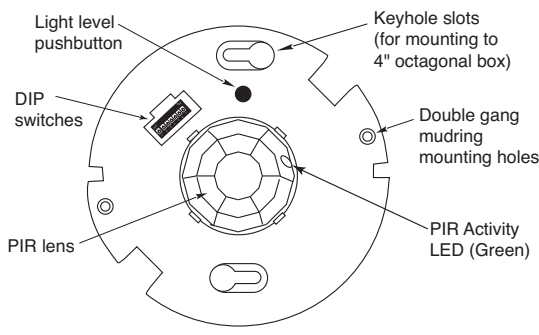


Ceiling Mounting



Controls & Settings

Product Controls



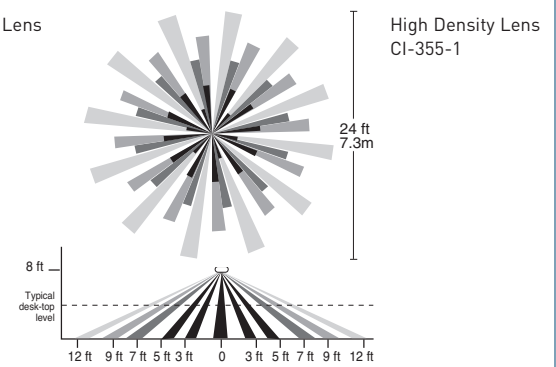
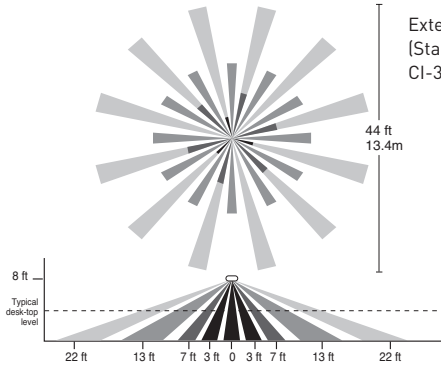
DIP Switch Settings

On Mode	1	LED	6
Auto On	-	Disabled	-
Manual On	●	Enabled	●
Override	2	Sensitivity	7
Normal	-	Minimum	-
Override	●	Max/Smartset	●
Time Delay	3 4 5	◀ = Factory Setting ● = ON - = OFF	
5 sec/SmartSet	↑ - -		
5 minutes	- - ●		
10 min.	- ● -		
10 minutes	- ● ●		
15 min.	↑ - -		
15 minutes	- ● -		
20 minutes	- ● ●		
30 min.	↑ ● ●		

↑ = walk-through mode

Coverage

Coverage Patterns



Ordering Information

Catalog No.	Voltage	Load Rating	Coverage
<input type="checkbox"/> CI-355	120 VAC, 50/60 Hz 277 VAC, 50/60 Hz 347 VAC, 50/60 Hz	0-800W Ballast/Tungsten 0-1200W Ballast 0-1500W Ballast	360°; up to 1200 ft ² (111.5 m ²)
<input type="checkbox"/> CI-355-1	120 VAC, 50/60 Hz 277 VAC, 50/60 Hz 347 VAC, 50/60 Hz	0-800W Ballast/Tungsten 0-1200W Ballast 0-1500W Ballast	360°; up to 500 ft ² (46.5 m ²)
<input type="checkbox"/> CA-1	Cosmetic adapter for ceiling installations with 4" square j-box or Wiremold #V5752 box		