



Main

Range of product	Zelio Relay
Product or component type	Socket
Contact terminal arrangement	Mixed
Product compatibility	Plug-in relay RXM (2 C/O) Plug-in relay RXM (4 C/O)
Shape of pin	Flat
Device short name	RXZ
Sale per indivisible quantity	10

Complementary

[Ith] conventional free air thermal current	10 A
System Voltage	< 250 V
Tightening torque	< 1 N.m (M3 screw(s))
Fixing mode	By screw panel Clip-on 35 mm symmetrical DIN rail
Marking	CE
Width	1.18 in (30 mm)
Product weight	0.11 lb(US) (0.048 kg)

Environment

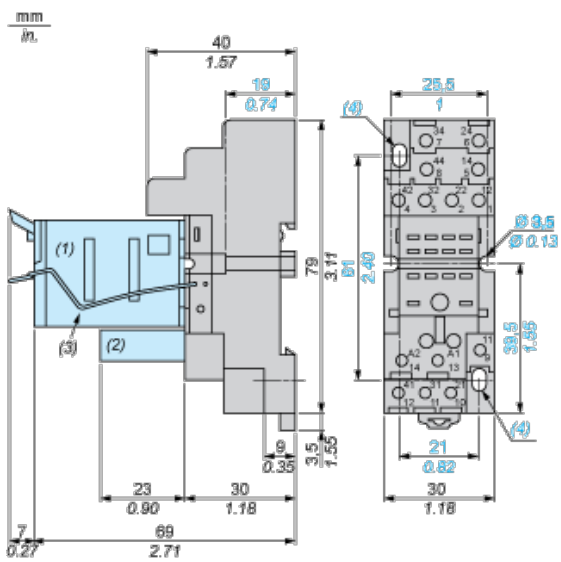
connections - terminals	Screw clamp terminals, flexible cable with cable end 1 x 0.25...1 x 1 mm ² / AWG 22...AWG 17 Screw clamp terminals, flexible cable with cable end 2 x 0.25...2 x 1 mm ² / AWG 22...AWG 17 Screw clamp terminals, solid cable without cable end 1 x 0.5...1 x 1.5 mm ² / AWG 20...AWG 16 Screw clamp terminals, solid cable without cable end 2 x 0.5...2 x 1.5 mm ² / AWG 20...AWG 16
standards	IEC 61984
product certifications	CSA UL Lloyd's
ambient air temperature for storage	-40...185 °F (-40...85 °C)
ambient air temperature for operation	-40...131 °F (-40...55 °C)
IP degree of protection	IP20 conforming to EN/IEC 60529
dielectric strength	2500 V

Contractual warranty

Warranty period	18 months
-----------------	-----------

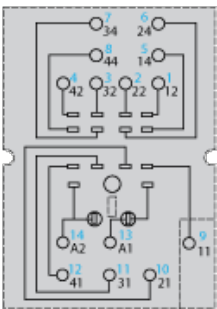
Dimensions

The information provided in this documentation contains general descriptions and/or technical characteristics of the performance of the products contained herein. This documentation is not intended as a substitute for and is not to be used for determining suitability or reliability of these products for specific user applications. It is the duty of any such user or integrator to perform the appropriate and complete risk analysis, evaluation and testing of the products with respect to the relevant specific application or use thereof. Neither Schneider Electric Industries SAS nor any of its affiliates or subsidiaries shall be responsible or liable for misuse of the information contained herein.



- (1) Relays
- (2) Protection module
- (3) Maintaining clamp
- (4) 2 elongated holes \varnothing 3.5 mm x 6.5 mm / \varnothing 0.13 in. x 0.25 in.

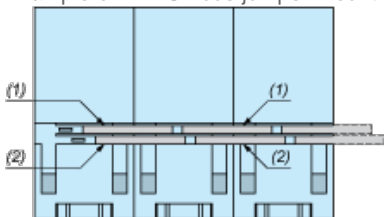
Wiring Diagram



Symbols shown in blue correspond to Nema marking.

Bus Jumpers Mounting on Sockets with Separate Contacts

Example of RXZS2 bus jumper mounting on sockets (view from below)



- (1) 2 bus jumpers (polarity A2)
- (2) 2 bus jumpers (polarity A1)