

SATCO

PARTS



New York, Florida, Texas, California,
Washington & Puerto Rico

Sockets & Lampholders



Switches & Accessories



Wire, Cords & Accessories



SATCO[®]

The SATCO trademark has been recognized as the preferred brand for quality lighting products for more than 45 years. SATCO offers a wide variety of products including; a full line of decorative and general service light bulbs, lighting hardware, electrical accessories and consumer products.

NUVO[®]
LIGHTING

Our NUVO line of lighting fixtures and track lighting boasts more than 3000 items, 700 which are ENERGY STAR qualified. The NUVO brand delivers a "one stop shop" option to meet the majority of your decorative and functional lighting needs.

HYGRADE[™]

The HYGRADE family of products is a commercially oriented lamp line which includes linear T5 & T8 fluorescents, pin base compact fluorescent and HID product collections. All product groups meet or exceed today's efficiency and environmental requirements and initiatives.

KolourOne
LED TECHNOLOGY

KolourOne is the newest member of the SATCO family. KolourOne represents quality LED lighting products in all areas and applications – lamps, components and custom solutions are all part of the KolourOne experience.

Hardware & Lamp Parts



Canopies & Glass Holders




Glassware & Shades



See Our Full Line of Catalogs for All Your Lighting Needs

Energy Efficient
Lamp Catalog



SA2030

Consumer Products
Catalog




SA2040

Lamp Specification
Catalog




SA2013

NUVO Energy Efficient
Lighting Catalog



NU3090R

NUVO Lighting
Catalog



NU3020

Sockets, Lampholders & Ballasts5

Medium Base Aluminum6-15	Specialty Porcelain & Lamps50-51
Medium Base 3 & 4 Piece Stamped Solid Brass16-23	Medium Base Receptacles & Bulb Cages52-53
Medium Base Interiors, Shells & Accessories24-25	Medium Base Phenolic Sockets54-55
Assorted Socket Clusters26-27	Medium Base Phenolic Socket Clusters56-59
Medium Base Phenolic28-32	Candelabra Base Phenolic60-63
Medium Base (Paper Liner)33	Specialty Porcelain/Halogen64-67
Medium Base Porcelain34-43	Bayonet & Linear Sockets68
Medium Base Porcelain – 4KV44-45	Sign Receptacles69
Mogul Base Porcelain – 4KV – 6KV46-49	Fluorescent Lamps, Sockets & Ballasts70-90

Switches & Accessories91

Switches (Rotary, Push, Pull Chain, Toggle)92-95	Rocker Switches & Receptacles100
Dimmer Controls & Switches96-97	Touch & Photoelectric Switches101-102
Attachment Plugs98	Socket Extenders, Reducers & Adapters103-105
Cord Switches99	Outlets (Plug-In & Add-On)106

Wire, Cords & Accessories107

Bulk Wire108-113	Wire Covers126
Cord Sets114-119	Wire Nuts & Electrical Tape127
Extension Cords & Surge Suppressors120-125	Bushings128

Hardware & Lamp Parts129

Harps & Accessories130-132	Brass Necks & Spindles156
Finials133-136	Brass Swivels157
Reel & Bulk Chain137-139	Armbands & Elbows158
Steel & Brass Nipples140-141	Swag Hook Kits159
Cross Bars142-143	Spacers & Candle Cups160
Locknuts144-145	Steel Necks161
Check Rings146-147	Candle Covers162-165
Washers & Pads148	Bead Chain & Accessories, Pulls & Tassels166
Fixture & Screw Collar Loops149-151	Crystal & Accessories167
Hardware, Caps, Screws & Bushings152-154	Lighting Accessories168
Brass Couplings & Balls155	

Canopies & Glass Holders172

Canopy Parts & Kits170-172	Cast Brass Canopies180-181
Canopies & Extensions173	Heavy 2-Step Steel Canopies182
Canopy, Fan & Blank Up Kits174-175	Wall Sconces183
Wired Fixture, Bent Glass, Ceiling Pans176-178	U-Channel Glass Holders184-185
Fitters & Ball Glass Holders179	Glass Holders & Fixture Bodies186

Glassware & Shades187

Globe, Schoolhouse, Drum & Mushroom Glass188-191	Hall, Porch, I.E.S. Fixture & Specialty Glass194-195
Screw Fitter & Cased Glass192	Bent Glass (Round Square & U-Channel)196-197
Lexan & Poly193	Clip on Shades198-200

INDEX201

Sockets, Lampholders & Ballasts



Medium Base Aluminum6-15
Medium Base 3 & 4 Piece Stamped Solid Brass16-23
Medium Base Interiors, Shells & Accessories24-25
Assorted Socket Clusters26-27
Medium Base Phenolic28-32
Medium Base (Paper Liner)33
Medium Base Porcelain34-43
Medium Base Porcelain – 4KV44-45
Mogul Base Porcelain – 4KV – 6KV46-49
Specialty Porcelain & Lamps50-51
Medium Base Receptacles & Bulb Cages52-53
Medium Base Phenolic Sockets54-55
Medium Base Phenolic Socket Clusters56-59
Candelabra Base Phenolic60-63
Specialty Porcelain/Halogen64-67
Bayonet & Linear Sockets68
Sign Receptacles69
Fluorescent Lamps, Sockets & Ballasts70-90

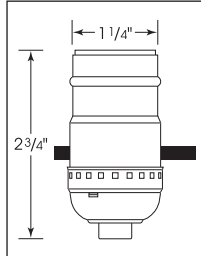
MEDIUM BASE LAMPHOLDERS



Aluminum Screw Terminals / Push-In Terminals



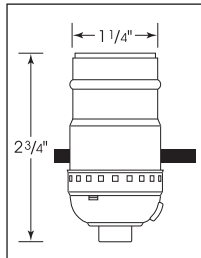
SOCKETS & LAMPHOLDERS



80-1000
660W-250V

On-Off Push Thru Socket

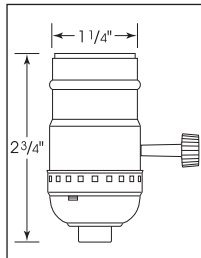
Cat. No.	Finish	Terminal	Cap	Set Screw	Uno-Thread	Master
80-1000	Brite Gilt	Screw	1/8 IPS	Less	No	500
90-410	Brite Gilt	Screw	1/8 IPS	Less	No	250
80-1001	Nickel	Screw	1/8 IPS	Less	No	500
80-1527	Nickel	Screw	1/8 IPS	With	No	250
80-1529	Brite Gilt	Screw	1/8 IPS	With	No	250
90-1408	Brite Gilt	Screw	1/8 IPS	With	Yes	200/10
80-1348	Brite Gilt	Push-In	1/8 IPS	Less	No	500



90-418
660W-250V

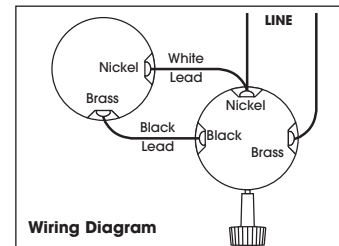
On-Off Push Thru Socket w/Side Outlet - For SPT-2

Cat. No.	Finish	Terminal	Cap	Set Screw	Uno-Thread	Master
90-418	Brite Gilt	Screw w/Sideout Hole	1/8 IPS	Less	No	250
80-1754	Nickel	Screw w/Sideout Hole	1/8 IPS	With	No	250



80-1009
250W-250V

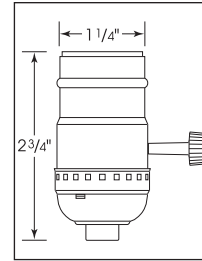
3 Terminal (2 Circuit) Turn Knob Socket



Cat. No.	Finish	Terminal	Cap	Set Screw	Uno-Thread	Master
80-1008	Brite Gilt	Screw	1/8 IPS	Less	No	500
90-421	Brite Gilt	Screw	1/8 IPS	Less	No	250
80-1009	Nickel	Screw	1/8 IPS	Less	No	500
80-1501	Brite Gilt	Screw	1/4 IPS	Less	No	250

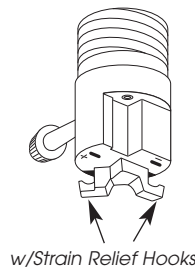
3 Way (2 Circuit) Turn Knob Socket w/Removable Knob

Cat. No.	Finish	Terminal	Cap	Set Screw	Uno-Thread	Master
80-1002	Brite Gilt	Screw	1/8 IPS	Less	No	500
90-412	Brite Gilt	Screw	1/8 IPS	Less	No	250
80-1003	Nickel	Screw	1/8 IPS	Less	No	500
80-1004	Brite Gilt	Screw	1/4 IPS	Less	No	500
80-1005	Nickel	Screw	1/4 IPS	Less	No	500
80-1098	Nickel	Screw	1/8 IPS	With	No	250
80-1192	Brite Gilt	Screw	1/8 IPS	With	No	250
90-1410	Brite Gilt	Screw	1/8 IPS	With	Yes	200/10
80-1158	Brite Gilt	Push-In	1/8 IPS	Less	No	500
80-1453	Nickel	Push-In	1/8 IPS	Less	No	500
80-1968	Dark Antique	Screw	1/8 IPS	Less	No	250
80-1969	Dark Antique	Screw	1/8 IPS	With	Yes	250

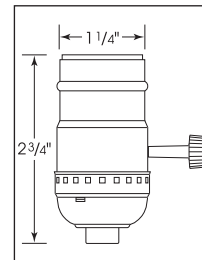


80-1002
250W-250V

3 Way (2 Circuit) Turn Knob Socket w/Removable Knob & Strain Relief



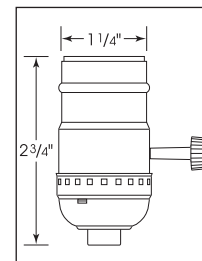
Cat. No.	Finish	Terminal	Cap	Set Screw	Uno-Thread	Master
80-1118	Brite Gilt	Screw	1/8 IPS	Less	No	500
80-1119	Nickel	Screw	1/8 IPS	Less	No	500



80-1119
250W-250V

On-Off Turn Knob Socket w/Removable Knob

Cat. No.	Finish	Terminal	Cap	Set Screw	Uno-Thread	Master
80-1012	Brite Gilt	Screw	1/8 IPS	Less	No	500
90-413	Brite Gilt	Screw	1/8 IPS	Less	No	250
80-1013	Nickel	Screw	1/8 IPS	Less	No	500
80-1101	Nickel	Screw	1/8 IPS	With	No	250
80-1193	Brite Gilt	Screw	1/8 IPS	With	No	250
90-1411	Brite Gilt	Screw	1/8 IPS	With	Yes	200/10
80-1159	Brite Gilt	Push-In	1/8 IPS	Less	No	500



80-1012
250W-250V

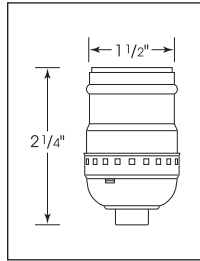
MEDIUM BASE LAMPHOLDERS



Aluminum Screw Terminals / Push-In Terminals



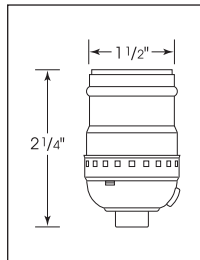
SOCKETS & LAMPHOLDERS



80-1010
660W-250V

Short Keyless Socket

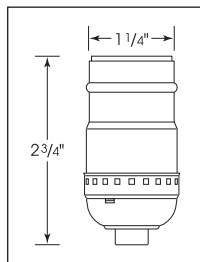
Cat. No.	Finish	Terminal	Cap	Set Screw	Uno-Thread	Master
80-1010	Brite Gilt	Screw	1/8 IPS	Less	No	500
90-420	Brite Gilt	Screw	1/8 IPS	Less	No	250
80-1011	Nickel	Screw	1/8 IPS	Less	No	500
80-1100	Nickel	Screw	1/8 IPS	With	No	250
80-1194	Brite Gilt	Screw	1/8 IPS	With	No	250
90-1412	Brite Gilt	Screw	1/8 IPS	With	Yes	200/10
80-1981	Nickel	Screw	1/4 IPS	With	No	250



80-1373
660W-250V

Short Keyless Socket w/Side Outlet

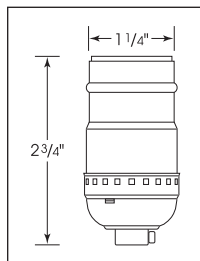
Cat. No.	Finish	Terminal	Cap	Set Screw	Uno-Thread	Master
80-1373	Nickel	Screw w/Sideout Hole	1/8 IPS	Less	No	250
80-1753	Brite Gilt	Screw w/Sideout Hole	1/8 IPS	With	No	250



80-1669
660W-250V

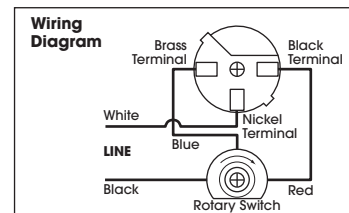
Standard Keyless Socket

Cat. No.	Finish	Terminal	Cap	Set Screw	Uno-Thread	Master
80-1669	Brite Gilt	Screw	1/8 IPS	Less	No	250
80-1670	Nickel	Screw	1/8 IPS	Less	No	250
80-1218	Brite Gilt	Push-In	1/8 IPS	Less	No	250



80-1021
660W-250V

3 Way (2 Circuit) Keyless Socket



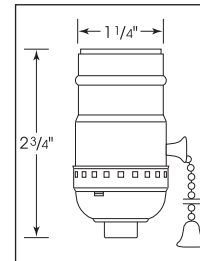
Cat. No.	Finish	Terminal	Cap	Set Screw	Uno-Thread	Master
80-1020	Brite Gilt	Screw	1/8 IPS	With	No	500
90-1314	Brite Gilt	Screw	1/8 IPS	With	No	250/10
80-1021	Nickel	Screw	1/8 IPS	With	No	500



Aluminum Screw Terminals

On-Off Pull Chain Socket

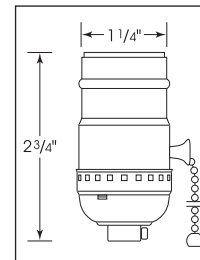
Cat. No.	Finish	Terminal	Cap	Set Screw	Uno-Thread	Master
80-1006	Brite Gilt	Screw	1/8 IPS	Less	No	500
90-411	Brite Gilt	Screw	1/8 IPS	Less	No	250
80-1007	Nickel	Screw	1/8 IPS	Less	No	500
80-1099	Nickel	Screw	1/8 IPS	With	No	250
80-1188	Brite Gilt	Screw	1/8 IPS	With	No	500
90-1409	Brite Gilt	Screw	1/8 IPS	With	Yes	200/10



SOCKETS & LAMPHOLDERS

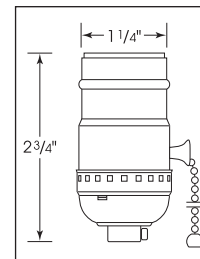
3 Position Pull Chain Socket w/Diode Low - Medium - High - Off For Standard A Type Household Bulb

Cat. No.	Finish	Terminal	Cap	Set Screw	Uno-Thread	Master
80-1672	Brite Gilt	Screw	1/8 IPS	With	No	250
90-4310	Brite Gilt	Screw	1/8 IPS	With	No	250
80-1673	Nickel	Screw	1/8 IPS	With	No	250



2 Position Pull Chain Socket w/Diode Hi - Low - Off For Standard A Type Household Bulb

Cat. No.	Finish	Terminal	Cap	Set Screw	Uno-Thread	Master
80-1502	Brite Gilt	Screw	1/8 IPS	With	No	250
80-1503	Nickel	Screw	1/8 IPS	With	No	250



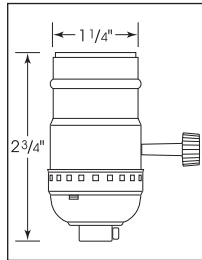
MEDIUM BASE LAMPHOLDERS



Aluminum Screw Terminals



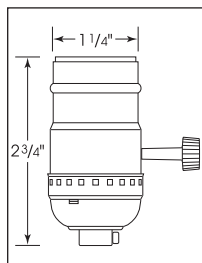
SOCKETS & LAMPHOLDERS



80-1504
150W-120V

5 Position Turn Knob Socket For Standard Type A Household Bulb

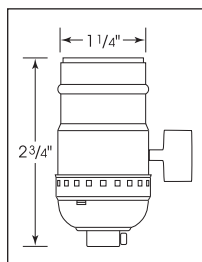
Cat. No.	Finish	Terminal	Cap	Set Screw	Uno-Thread	Master
80-1504	Brite Gilt	Screw	1/8 IPS	With	No	250
80-1505	Nickel	Screw	1/8 IPS	With	No	250



80-1017
250W-250V

Hi-Low Turn Knob Socket For Standard A Type Household Bulb

Cat. No.	Finish	Terminal	Cap	Set Screw	Uno-Thread	Master
80-1016	Brite Gilt	Screw	1/8 IPS	With	No	100
80-1017	Nickel	Screw	1/8 IPS	With	No	100



80-1671
250W-250V

On-Off Large Key Socket w/Non Removable Knob

Cat. No.	Finish	Terminal	Cap	Set Screw	Uno-Thread	Master
80-1671	Brite Gilt	Screw	1/8 IPS	With	No	250

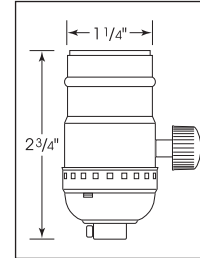


Aluminum Screw Terminals

SOCKETS & LAMPHOLDERS

150W Full Range Turn Knob Dimmer Socket

Cat. No.	Finish	Terminal	Cap	Set Screw	Uno-Thread	Master
80-1014	Brite Gilt	Screw	1/8 IPS	With	No	100
80-1015	Nickel	Screw	1/8 IPS	With	No	100



80-1014
150W-120V



80-1757 Brass Plated

Optional
Phenolic Knobs



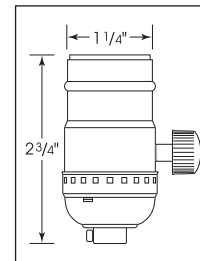
80-1758 Nickel Plated



80-2602
Blue Insert for Knobs

200W Full Range Matching Turn Knob Dimmer Socket w/Matching Finish Removable Knob

Cat. No.	Finish	Terminal	Cap	Set Screw	Uno-Thread	Master
80-1547	Brite Gilt	Screw	1/8 IPS	With	No	100
80-1548	Nickel	Screw	1/8 IPS	With	No	100



80-1548
200W-120V

Special Finishes Available - Call For Information



Satin Brass



Dark Antique

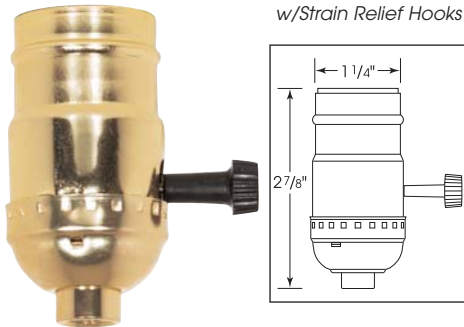
MEDIUM BASE LAMPHOLDERS



Aluminum Push-In Terminals / Strain Relief Hooks



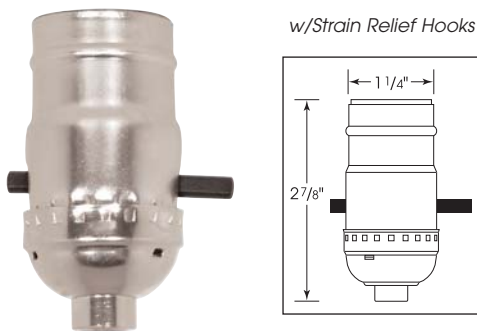
SOCKETS & LAMPHOLDERS



80-1558
250W-250V

On-Off Turn Knob Socket

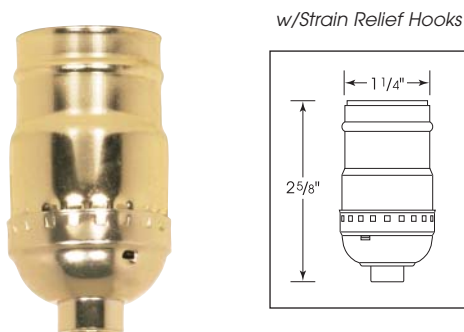
Cat. No.	Finish	Terminal	Cap	Set Screw	Uno-Thread	Master
80-1558	Brite Gilt	Push-In	1/8 IPS	Less	No	250
80-1559	Nickel	Push-In	1/8 IPS	Less	No	250



80-1566
660W-250V

On-Off Push Thru Socket

Cat. No.	Finish	Terminal	Cap	Set Screw	Uno-Thread	Master
80-1565	Brite Gilt	Push-In	1/8 IPS	Less	No	250
80-1566	Nickel	Push-In	1/8 IPS	Less	No	250



80-1562
660W-250V

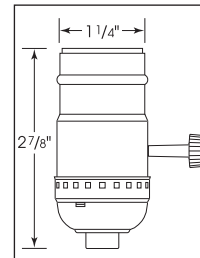
Short Keyless Socket

Cat. No.	Finish	Terminal	Cap	Set Screw	Uno-Thread	Master
80-1562	Brite Gilt	Push-In	1/8 IPS	Less	No	250
80-1563	Nickel	Push-In	1/8 IPS	Less	No	250

3 Way Turn Knob Socket

Cat. No.	Finish	Terminal	Cap	Set Screw	Uno-Thread	Master
80-1560	Brite Gilt	Push-In	1/8 IPS	Less	No	250
80-1561	Nickel	Push-In	1/8 IPS	Less	No	250

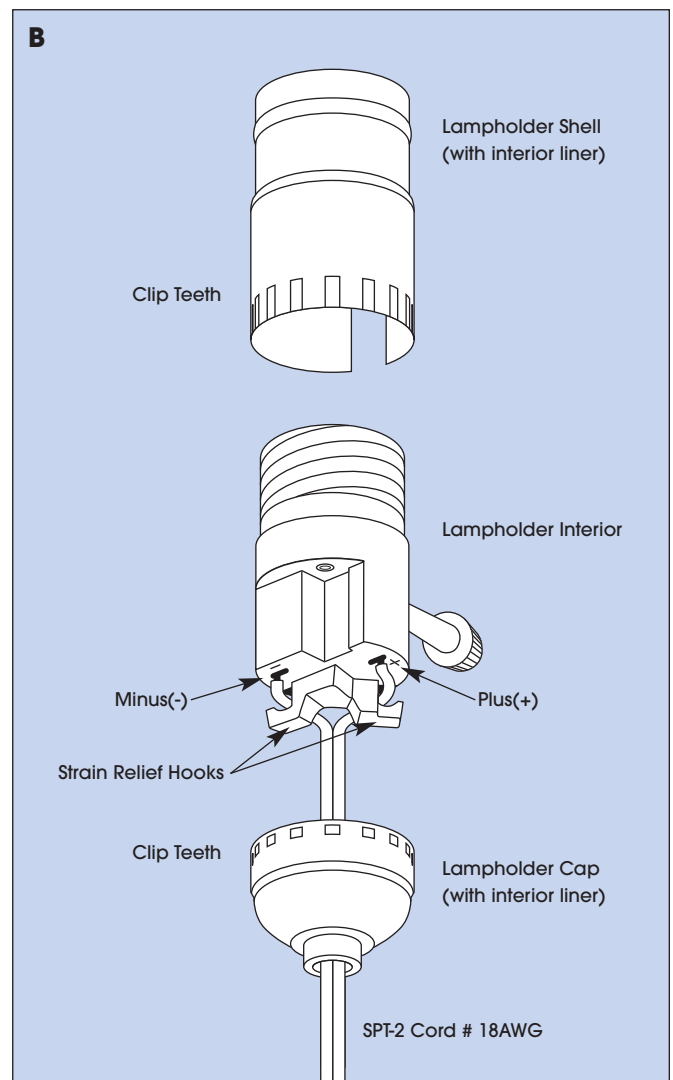
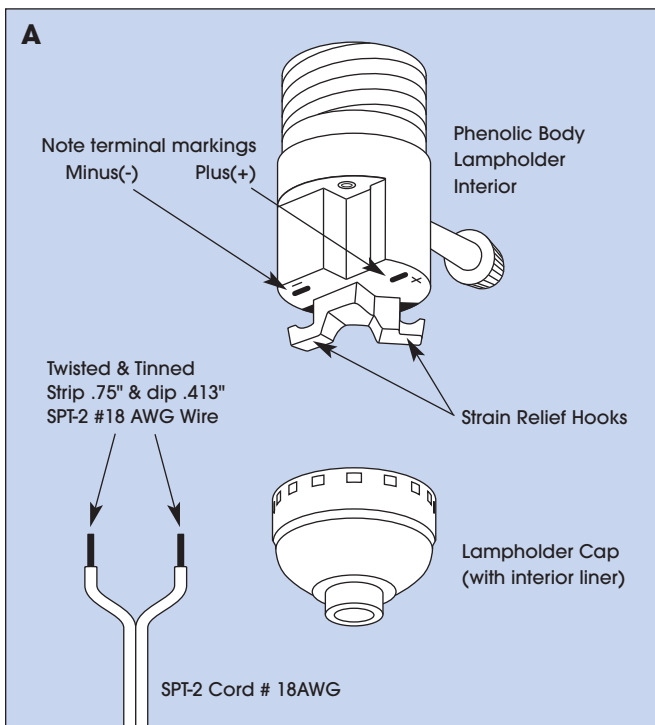
w/Strain Relief Hooks



80-1560
250W-250V

"Push-In" Strain Relief Lampholder Wiring Instructions:

- Strip SPT-2 #18AWG wire 0.75" & tin the ends 0.413" in length.
- The socket terminals are marked with minus (-) & plus (+). Push the tinned end by hand into the correct terminal.
 - Neutral - (ribbed wire) into the minus (-).
 - Positive - (smooth wire) into the plus (+).
- Loop wires under the strain relief hooks.
- If you make a mistake - insert a wire removing pin into the terminal and push down to release the wire.



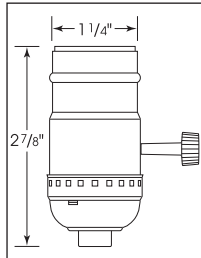
MEDIUM BASE LAMPHOLDERS



Aluminum Quick Slide Terminals



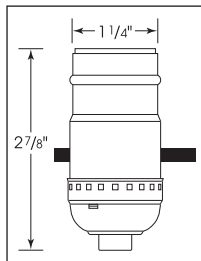
SOCKETS & LAMPHOLDERS



80-1543
250W-250V

On-Off Turn Knob Socket

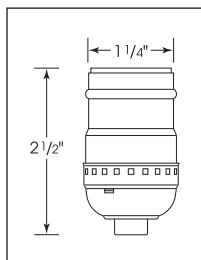
Cat. No.	Finish	Terminal	Cap	Set Screw	Uno-Thread	Master
80-1543	Brite Gilt	Slide-In	1/8 IPS	Less	No	250
80-1544	Nickel	Slide-In	1/8 IPS	Less	No	250



80-1667
250W-250V

On-Off Push Thru Socket

Cat. No.	Finish	Terminal	Cap	Set Screw	Uno-Thread	Master
80-1666	Brite Gilt	Slide-In	1/8 IPS	Less	No	250
80-1667	Nickel	Slide-In	1/8 IPS	Less	No	250



80-1545
250W-250V

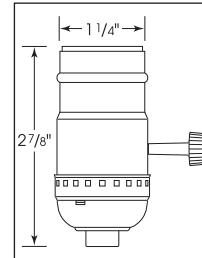
Short Keyless Socket

Cat. No.	Finish	Terminal	Cap	Set Screw	Uno-Thread	Master
80-1545	Brite Gilt	Slide-In	1/8 IPS	Less	No	250
80-1546	Nickel	Slide-In	1/8 IPS	Less	No	250



3 Way Turn Knob Socket

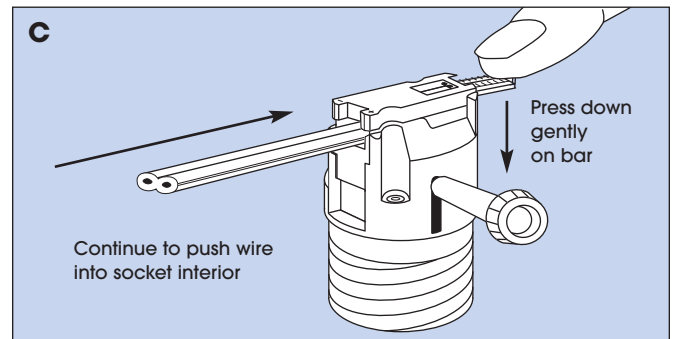
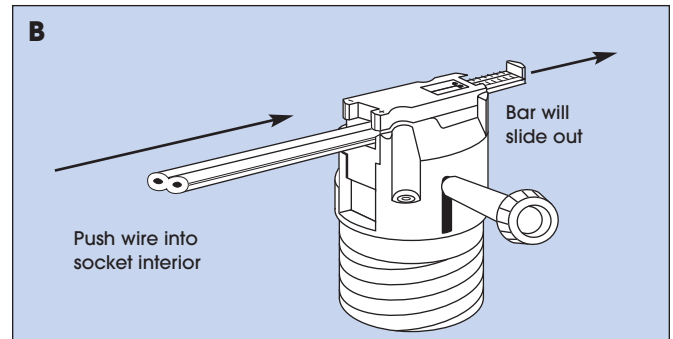
Cat. No.	Finish	Terminal	Cap	Set Screw	Uno-Thread	Master
80-1533	Brite Gilt	Slide-In	1/8 IPS	Less	No	250
80-1542	Nickel	Slide-In	1/8 IPS	Less	No	250



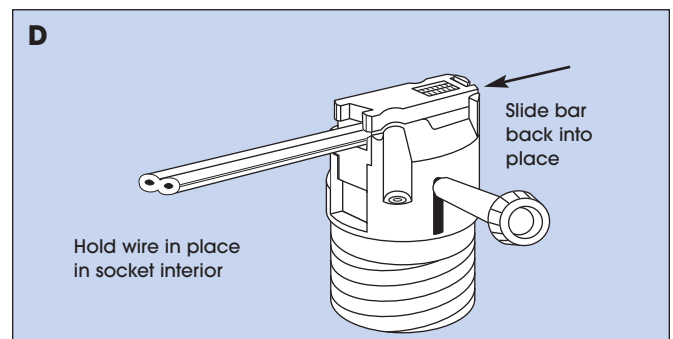
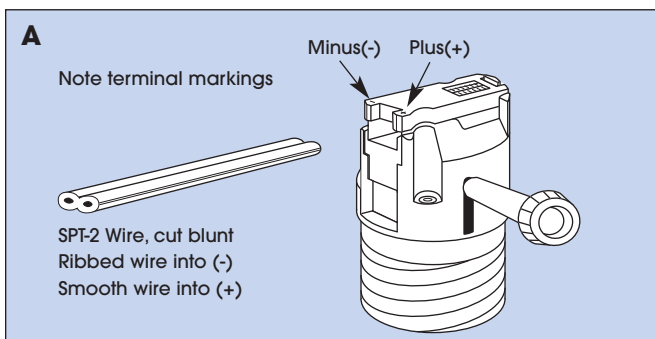
80-1533
250W-250V

"Quick Slide" Wiring Instructions:

1. Use SPT-2 wire.
2. The wire must be "Cut Blunt" on the end. **(A)**
3. The socket terminals are marked with minus(-) & plus(+).
a) Neutral, (ribbed wire) into the minus(-) side.
b) Positive, (smooth wire) into the plus(+) side.
4. Push the blunt wire by hand straight into the socket interior all the way to the end. **(B)**
When you push the wire into the connector, the slide bar will slide out automatically, (you may have to push down gently on the slide bar to have the wire go in correctly). **(C)**
5. Before closing push down on the wire to make good contact with the pins.
6. Slide the bar all the way back into place. **(D)**
7. No UL knot required.



PLEASE NOTE: Only use SPT-2 wire - the wire must be cut blunt.



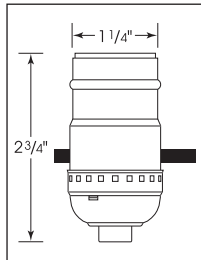
MEDIUM BASE LAMPHOLDERS



3 Piece Stamped Solid Brass *Screw / Push-In Terminals*



SOCKETS & LAMP HOLDERS

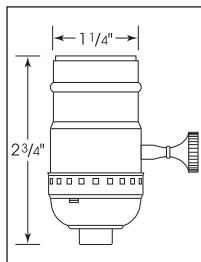


80-1022
660W-250V

On-Off Push Thru Socket

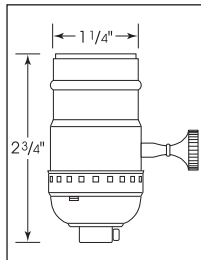
Cat. No.	Finish	Terminal	Cap	Set Screw	Uno-Thread	Master
80-1022	Polished Brass	Screw	1/8 IPS	Less	No	100
80-1023	Polished Nickel	Screw	1/8 IPS	Less	No	100
80-1032	Polished Brass	Screw	1/8 IPS	With	Yes	100
80-1033	Polished Nickel	Screw	1/8 IPS	With	Yes	100
90-870	Polished Brass	Screw	1/8 IPS	With	No	250/10
90-1667	Polished Nickel	Screw	1/8 IPS	With	No	250/10

On-Off Turn Knob Socket w/Removable Knob



80-1031
250W-250V

Cat. No.	Finish	Terminal	Cap	Set Screw	Uno-Thread	Master
80-1030	Polished Brass	Screw	1/8 IPS	Less	No	100
80-1031	Polished Nickel	Screw	1/8 IPS	Less	No	100
80-1040	Polished Brass	Screw	1/8 IPS	With	Yes	100
80-1041	Polished Nickel	Screw	1/8 IPS	With	Yes	100
80-1179	Polished Brass	Screw	1/8 IPS	With	No	100
90-868	Polished Brass	Screw	1/8 IPS	With	No	250/10
80-1180	Polished Nickel	Screw	1/8 IPS	With	No	100
90-1670	Polished Nickel	Screw	1/8 IPS	With	No	250/10
80-1349	Polished Nickel	Push-In	1/8 IPS	Less	No	100
80-1772	Satin Brass	Screw	1/8 IPS	With	No	100



80-1428
250W-250V

3 Terminal (2 Circuit) Turn Knob Socket w/Removable Knob

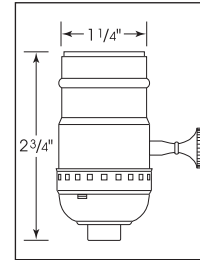
Cat. No.	Finish	Terminal	Cap	Set Screw	Uno-Thread	Master
80-1428	Polished Brass	Screw	1/8 IPS	With	No	100
90-1672	Polished Brass	Screw	1/8 IPS	With	No	250/10
80-1429	Polished Nickel	Screw	1/8 IPS	With	No	100
90-1673	Polished Nickel	Screw	1/8 IPS	With	No	250/10



3 Piece Stamped Solid Brass Screw Terminals

3 Way (2 Circuit) Turn Knob Socket w/Removable Knob

Cat. No.	Finish	Terminal	Cap	Set Screw	Uno-Thread	Master
80-1024	Polished Brass	Screw	1/8 IPS	Less	No	100
80-1025	Polished Nickel	Screw	1/8 IPS	Less	No	100
80-1034	Polished Brass	Screw	1/8 IPS	With	Yes	100
80-1035	Polished Nickel	Screw	1/8 IPS	With	Yes	100
80-1190	Polished Brass	Screw	1/8 IPS	With	No	100
90-867	Polished Brass	Screw	1/8 IPS	With	No	250/10
80-1191	Polished Nickel	Screw	1/8 IPS	With	No	100
90-1669	Polished Nickel	Screw	1/8 IPS	With	No	250/10
80-1737	Satin Brass	Screw	1/8 IPS	With	No	100
80-1738	Dark Antique	Screw	1/8 IPS	With	No	100

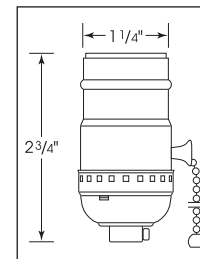


80-1024
250W-250V

SOCKETS & LAMPHOLDERS

On-Off Pull Chain Socket

Cat. No.	Finish	Terminal	Cap	Set Screw	Uno-Thread	Master
80-1026	Polished Brass	Screw	1/8 IPS	Less	No	100
80-1027	Polished Nickel	Screw	1/8 IPS	Less	No	100
80-1036	Polished Brass	Screw	1/8 IPS	With	Yes	100
80-1037	Polished Nickel	Screw	1/8 IPS	With	Yes	100
90-869	Polished Brass	Screw	1/8 IPS	With	No	250/10
90-1668	Polished Nickel	Screw	1/8 IPS	With	No	250/10
80-1739	Satin Brass	Screw	1/8 IPS	With	No	100
80-1740	Dark Antique	Screw	1/8 IPS	With	No	100



80-1037
660W-250V

Special Finishes Available - Call For Information



Satin Brass



Dark Antique

MEDIUM BASE LAMPHOLDERS



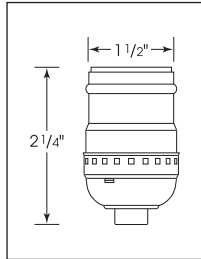
3 Piece Stamped Solid Brass *Screw Terminals*



SOCKETS & LAMP HOLDERS



80-1028
660W-250V

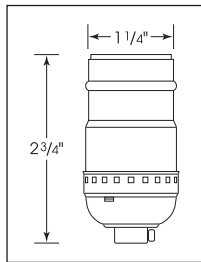


Short Keyless Socket

Cat. No.	Finish	Terminal	Cap	Set Screw	Uno-Thread	Master
80-1028	Polished Brass	Screw	1/8 IPS	Less	No	100
80-1029	Polished Nickel	Screw	1/8 IPS	Less	No	100
80-1038	Polished Brass	Screw	1/8 IPS	With	Yes	100
80-1039	Polished Nickel	Screw	1/8 IPS	With	Yes	100
80-1177	Polished Brass	Screw	1/8 IPS	With	No	100
90-871	Polished Brass	Screw	1/8 IPS	With	No	250/10
80-1178	Polished Nickel	Screw	1/8 IPS	With	No	100
90-1671	Polished Nickel	Screw	1/8 IPS	With	No	250/10



80-1447
660W-250V

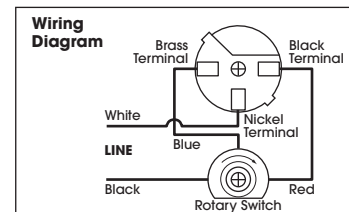
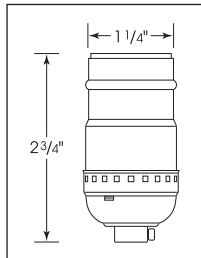


Standard Keyless Socket

Cat. No.	Finish	Terminal	Cap	Set Screw	Uno-Thread	Master
80-1446	Polished Brass	Screw	1/8 IPS	With	Yes	250
80-1447	Polished Nickel	Screw	1/8 IPS	With	Yes	250



80-1175
660W-250V



3 Way (2 Circuit) Keyless Socket

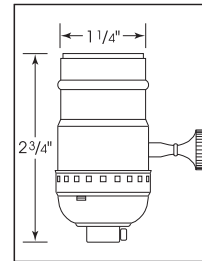
Cat. No.	Finish	Terminal	Cap	Set Screw	Uno-Thread	Master
80-1175	Polished Brass	Screw	1/8 IPS	With	No	100
80-1176	Polished Nickel	Screw	1/8 IPS	With	No	100



3 Piece Stamped Solid Brass Screw Terminals

Hi-Low Turn Knob Socket For Standard A Type Household Bulb

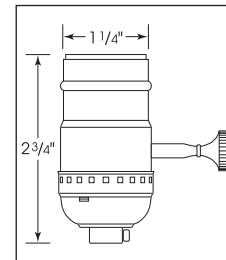
Cat. No.	Finish	Terminal	Cap	Set Screw	Uno-Thread	Master
80-1462	Polished Brass	Screw	1/8 IPS	With	No	100
80-1463	Polished Nickel	Screw	1/8 IPS	With	No	100



80-1462
250W-250V

150W Full Range Turn Knob Dimmer Socket

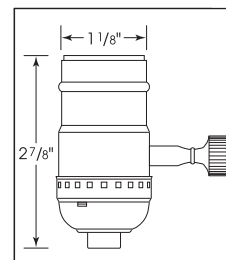
Cat. No.	Finish	Terminal	Cap	Set Screw	Uno-Thread	Master
80-1042	Polished Brass	Screw	1/8 IPS	With	No	100
80-1043	Polished Nickel	Screw	1/8 IPS	With	No	100
80-1044	Polished Brass	Screw	1/8 IPS	With	Yes	100
80-1045	Polished Nickel	Screw	1/8 IPS	With	Yes	100



80-1045
150W-125V

200W Full Range Turn Knob Dimmer Socket

Cat. No.	Finish	Terminal	Cap	Set Screw	Uno-Thread	Master
80-1695	Polished Brass	Screw	1/8 IPS	With	No	100
80-1696	Polished Nickel	Screw	1/8 IPS	With	No	100



80-1695
250W-120V

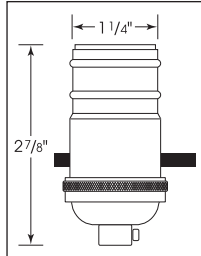
MEDIUM BASE LAMPHOLDERS



4 Piece Stamped Solid Brass *Screw Terminals*



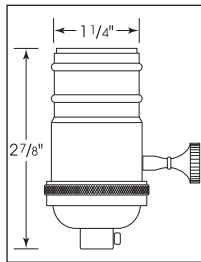
SOCKETS & LAMP HOLDERS



80-1432
660W-250V

On-Off Push Thru Socket

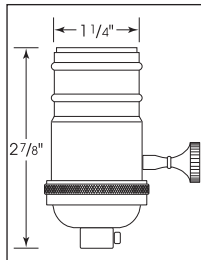
Cat. No.	Finish	Terminal	Cap	Set Screw	Uno-Thread	Master
80-1432	Polished Brass	Screw	1/8 IPS	With	No	100
80-1433	Polished Nickel	Screw	1/8 IPS	With	No	100



80-1059
250W-250V

On-Off Turn Knob Socket w/Matching Finish Removable Knob

Cat. No.	Finish	Terminal	Cap	Set Screw	Uno-Thread	Master
80-1058	Polished Brass	Screw	1/8 IPS	With	No	100
80-1059	Polished Nickel	Screw	1/8 IPS	With	No	100
80-1060	Polished Brass	Screw	1/8 IPS	With	Yes	100
80-1061	Polished Nickel	Screw	1/8 IPS	With	Yes	100
80-1062	Polished Brass	Screw	1/4 IPS	With	No	100
80-1063	Polished Nickel	Screw	1/4 IPS	With	No	100
80-1321	Unfinished	Screw	1/8 IPS	With	No	100



80-1430
250W-250V

3 Terminal (2 Circuit) Turn Knob Socket w/Matching Finish Removable Knob

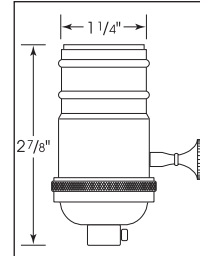
Cat. No.	Finish	Terminal	Cap	Set Screw	Uno-Thread	Master
80-1430	Polished Brass	Screw	1/8 IPS	With	No	100
80-1431	Polished Nickel	Screw	1/8 IPS	With	No	100



4 Piece Stamped Solid Brass Screw Terminals

3 Way (2 Circuit) Turn Knob Socket w/Matching Finish Removable Knob

Cat. No.	Finish	Terminal	Cap	Set Screw	Uno-Thread	Master
80-1046	Polished Brass	Screw	1/8 IPS	With	No	100
80-1047	Polished Nickel	Screw	1/8 IPS	With	No	100
80-1048	Polished Brass	Screw	1/8 IPS	With	Yes	100
80-1049	Polished Nickel	Screw	1/8 IPS	With	Yes	100
80-1050	Polished Brass	Screw	1/4 IPS	With	No	100
80-1051	Polished Nickel	Screw	1/4 IPS	With	No	100
80-1319	Unfinished	Screw	1/8 IPS	With	No	100

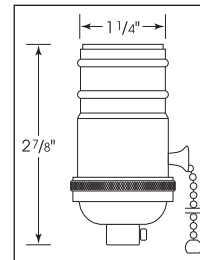


80-1046
250W-250V

SOCKETS & LAMPHOLDERS

On-Off Pull Chain Socket

Cat. No.	Finish	Terminal	Cap	Set Screw	Uno-Thread	Master
80-1052	Polished Brass	Screw	1/8 IPS	With	No	100
80-1053	Polished Nickel	Screw	1/8 IPS	With	No	100
80-1291	Polished Brass	Screw	1/8 IPS	With	Yes	100
80-1292	Polished Nickel	Screw	1/8 IPS	With	Yes	100



80-1053
660W-250V

Special Finishes Available - Call For Information



Satin Brass



Dark Antique

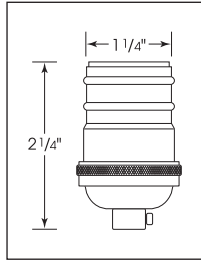
MEDIUM BASE LAMPHOLDERS



4 Piece Stamped Solid Brass Screw Terminals



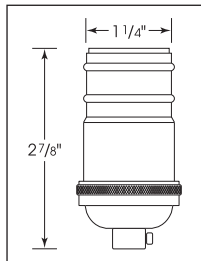
SOCKETS & LAMPHOLDERS



80-1054
660W-250V

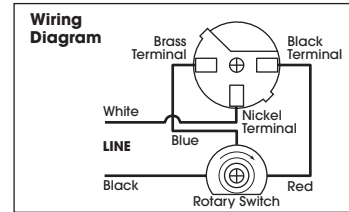
Short Keyless Socket

Cat. No.	Finish	Terminal	Cap	Set Screw	Uno-Thread	Master
80-1054	Polished Brass	Screw	1/8 IPS	With	No	100
80-1055	Polished Nickel	Screw	1/8 IPS	With	No	100
80-1056	Polished Brass	Screw	1/8 IPS	With	Yes	100
80-1057	Polished Nickel	Screw	1/8 IPS	With	Yes	100
80-1434	Unfinished	Screw	1/8 IPS	With	No	100



80-1196
660W-250V

3 Way (2 Circuit) Keyless Socket



Cat. No.	Finish	Terminal	Cap	Set Screw	Uno-Thread	Master
80-1195	Polished Brass	Screw	1/8 IPS	With	Yes	100
80-1196	Polished Nickel	Screw	1/8 IPS	With	Yes	100

Stamped Solid Brass Rings



80-1450
Polished Brass Uno Ring



80-1451
Polished Nickel Uno Ring

1/4 IP Stamped Solid Brass Caps



80-1749
1/4 IP Polished Brass with Set Screw

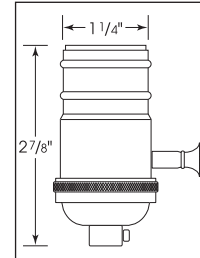


80-1750
1/4 IP Polished Nickel with Set Screw



150W Full Range Turn Knob Dimmer Socket

Cat. No.	Finish	Terminal	Cap	Set Screw	Uno-Thread	Master
80-1064	Polished Brass	Screw	1/8 IPS	With	No	100
80-1065	Polished Nickel	Screw	1/8 IPS	With	No	100
80-1320	Unfinished	Screw	1/8 IPS	With	No	100
80-1795	Polished Brass	Screw	1/4IPS	With	No	100



80-1064
150W-125V



80-1984 Polished Nickel

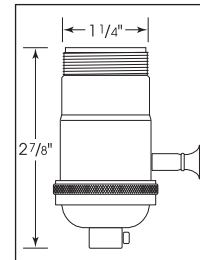
Extra Knobs



80-1985 Polished Brass

150W Full Range Turn Knob Dimmer Socket w/Uno Thread

Cat. No.	Finish	Terminal	Cap	Set Screw	Uno-Thread	Master
80-1066	Polished Brass	Screw	1/8 IPS	With	Yes	100
80-1067	Polished Nickel	Screw	1/8 IPS	With	Yes	100



80-1067
150W-125V



80-1984 Polished Nickel

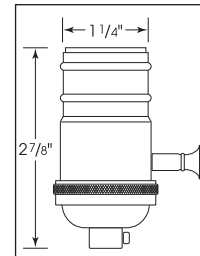
Extra Knobs



80-1985 Polished Brass

200W Full Range Turn Knob Dimmer Socket

Cat. No.	Finish	Terminal	Cap	Set Screw	Uno-Thread	Master
80-1703	Polished Brass	Screw	1/8 IPS	With	No	100
80-1704	Polished Nickel	Screw	1/8 IPS	With	No	100



80-1703
200W-125V



Interior Mechanisms w/Screw Terminals



90-1138
Push Thru
660W-250V



90-1140
3-Way Turn Knob
250W-250V



90-1141
On-Off Turn Knob
250W-250V



90-1143
3 Terminal (2 Circuit) Turn Knob
250W-250V



90-1139 Brass Chain
80-1705 Nickel Chain
Pull Chain 660W-250V




90-1142
Short Keyless
660W-250V



80-1475
3-Way Keyless
660W-250V



80-1476
Hi-Low Turn Knob
250W-250V



80-1477
150W Full Range Dimmer w/Ivory Knob
& Paper Liner 150W-125V

Socket Key



90-020 Brass Finish
4/36

Mandrel Thread – 4/36 Base Socket Key Extenders



90-1657 1/2" **90-182** 1"
90-1658 5/8" **90-183** 1 1/4"
90-181 3/4"

Socket Knob



90-021 Brown
4/36

Metal Shells • Caps • Knobs Aluminum / Solid Brass

Aluminum Shells & Caps w/Paper Liners



90-1144 Bright Gilt
80-1439 Nickel
Push Thru



90-1145 Bright Gilt
80-1440 Nickel
Pull Chain / Turn Knob



90-1146 Bright Gilt
80-1441 Nickel
Short Keyless



80-1701 Bright Gilt
80-1702 Nickel
1/8 IP Sideout w/Set Screw



80-1419 Bright Gilt
80-1435 Nickel
1/8 IP Sideout Hole
Less Set Screw



90-1147 Bright Gilt
80-1215 Nickel
1/8 IP Less Set Screw



80-1242 Bright Gilt
80-1217 Nickel
1/8 IP With Set Screw



80-1210 Bright Gilt
80-1437 Nickel
1/4 IP Less Set Screw



80-1436 Bright Gilt
80-1211 Nickel
1/4 IP With Set Screw

Solid Brass Shells & Caps w/Paper Liners



80-1467 Polished Brass
80-1468 Polished Nickel
Push Thru



80-1442 Polished Brass
80-1351 Polished Nickel
Pull Chain / Turn Knob



80-1471 Polished Brass
80-1472 Polished Nickel
Short Keyless



80-1438 Polished Brass
80-1350 Polished Nickel
1/8 IP Less Set Screw



80-1287 Polished Brass
80-1288 Polished Nickel
1/8 IP With Set Screw



80-1483 Polished Brass
80-1692 Polished Nickel
1/4 IP Less Set Screw




80-1289 Polished Brass
80-1290 Polished Nickel
1/4 IP With Set Screw

Paper Socket Liners

90-2619
Paper Liner
for Short Keyless
Sockets



90-1777
Paper Liner for
Turn Knob &
Pull Chain Sockets



Solid Brass Knobs

80-1353 Polished Brass




80-1352 Polished Nickel



Stamped Brass Cluster Bodies • Steel "S" Clusters

Solid Brass Cluster Body



- 80-1523** Polished Brass
- 80-1524** Polished Chrome
- 80-1532** Antique Brass


1/8 IP Nipple & Locknut Top
1/4IP Bottom 250W-250V

3 Light Candelabra Cluster Solid Brass – Unfinished



- 80-1797** 3 Light Candelabra Cluster
1/8 x 1/8 w/ 8 Ft. SPT-2 Gold Wire

Steel "S" Cluster Pull Chain



- 80-1525** 1/8 IP Top, 1/8 IP Bottom
- 80-1598** 1/8 IP Top, 1/4 IP Bottom

Twin Antique Brass
Pull Chain & End Ball
14" 18/2 SPT-2 105° Clear Gold Wire
& 18AWM 105° Internal Wire, 7" Centers, 660W-250V

Steel "S" Clusters – No Wiring



- 80-1161** Unfinished
- 80-1162** Bright Gilt
- 80-1636** Nickel

No Wire, 7" Centers
1/8 IP Top and 1/4 IP Bottom

Steel Candelabra "S" Cluster



- 80-1706** Nickel
- 80-1707** Bright Gilt
- 80-1709** Antique Brass

Inside Wiring Only, 6" Centers 1/8 IP Top and Bottom

2 Light Pull Chain Cluster w/Solid Brass Socket

- 80-1763** Polished Brass
84" SPT-1 Clear Gold Wire
Metal Housing & Pipe
- 80-1764** Antique Brass
84" SPT-1 Brown Wire
Metal Housing & Pipe
8 3/4" Height



Steel "S" Clusters

Steel "S" Clusters



80-1189 Brite Gilt
Twin Keyless
with 14" 18/2 SPT-2 105°C
Clear Gold Wire
Internal Wire-18 AWM 105°C
7" Centers 1/8 IP Top and
1/8 IP Bottom 660W-250V



80-1268 Brite Gilt
Twin Pull Chain
Brite Gilt Chain and End Ball
with 14" 18/2 SPT-2 105°C Clear Gold Wire
Internal Wire-18 AWM 105°C
7" Centers 1/8 IP Top and
1/8 IP Bottom 660W-250V



80-1272 Nickel
Twin Keyless
with 14" 18/2 SPT-2 105°C
Clear Silver Wire
Internal Wire-18 AWM 105°C
7" Centers 1/8 IP Top and
1/8 IP Bottom 660W-250V



80-1270 Nickel
Twin Pull Chain
Nickel Chain and End Ball
with 14" 18/2 SPT-2 105°C Clear Silver Wire
Internal Wire-18 AWM 105°C
7" Centers 1/8 IP Top and
1/8 IP Bottom 660W-250V



80-1271 Satin Nickel
Twin Keyless
with 14" 18/2 SPT-2 105°C
Clear Silver Wire
Internal Wire-18 AWM 105°C
7" Centers 1/8 IP Top and
1/8 IP Bottom 660W-250V



80-1269 Satin Nickel
Twin Pull Chain
Satin Nickel Chain and
End Ball with 14" 18/2 SPT-2 105°C
Clear Silver Wire
7" Centers 1/8 IP Top and
1/8 IP Bottom 660W-250V

MEDIUM BASE SOCKETS



Phenolic • Smooth



SOCKETS & LAMP HOLDERS



80-1110
Push-Thru
1/8 IP Cap w/Metal Bushing Less Set Screw
660W-250V



80-1108 Brass On-Off Pull Chain
80-1637 Nickel On-Off Pull Chain
1/8 IP Cap w/Metal Bushing Less Set Screw
660W-250V



80-1109 1/8 IP Cap
80-1927 1/4 IP Cap
3-Way Turn Knob w/Metal Bushing Less Set Screw
250W-250V



80-1112
On-Off Turn Knob
1/8 IP Cap w/Metal Bushing Less Set Screw
250W-250V



80-1111 Short Keyless-Less Set Screw
90-458 Short Keyless-With Set Screw
1/8 IP Cap w/Plastic Bushing
660W-250V



80-1638 Brass 3-Way Pull Chain
80-1639 Nickel 3-Way Pull Chain
1/8 IP Cap w/Metal Bushing Less Set Screw
250W-250V



80-1266
3 Terminal 2 Circuit Turn Knob
1/8 IP Cap w/Metal Bushing Less Set Screw
250W-250V



80-1641
1/8 IP CAP ONLY
w/Metal Bushing Less Set Screw
for Turn Knob &
Pull Chain Sockets



80-1267
1/4 IP CAP ONLY
w/Metal Bushing Less Set Screw
for Turn Knob &
Pull Chain Sockets



Phenolic • Full Uno Ring & Thread

SOCKETS & LAMP HOLDERS



80-1265
3-Way Turn Knob
1/8 IP Cap w/Metal Bushing Less Set Screw
250W-250V



80-1070
On-Off Turn Knob
1/8 IP Cap w/Metal Bushing Less Set Screw
250W-250V



80-1069
3 Terminal 2 Circuit Turn Knob
1/8 IP Cap with Metal Bushing
250W-250V



80-1072
Short Keyless-Less Set Screw
1/8 IP Cap w/Plastic Bushing Less Set Screw
660W-250V



80-1071
Push-Thru
1/8 IP Cap w/Metal Bushing Less Set Screw
660W-250V



80-1068 Brass On-Off Metal Pull Chain
80-1640 Nickel On-Off Metal Pull Chain
1/8 IP Cap w/Metal Bushing Less Set Screw
660W-250V



80-1759
3 Terminal 2 Circuit Keyless
1/8 IP Cap w/Set Screw & Plastic Bushing
660W-250V



80-1389
Uno Ring

MEDIUM BASE SOCKETS



Phenolic • 1/2 Uno Thread



SOCKETS & LAMP HOLDERS



80-1104
3-Way Turn Knob
1/8 IP Cap
w/Metal Bushing Less Set Screw
250W-250V



80-1105
Brass On-Off Pull Chain
1/8 IP Cap
w/Metal Bushing Less Set Screw
660W-250V



80-1106
Push-Thru
1/8 IP Cap
w/Metal Bushing Less Set Screw
660W-250V



80-1107
3 Terminal - 2 Circuit Turn Knob
1/8 IP Cap
w/Metal Bushing Less Set Screw
250W-250V



80-1389
Uno Ring



Phenolic • Push-in Terminals

SOCKETS & LAMP HOLDERS

Smooth Phenolic (3 Piece)



80-2061

Keyless
1/8 IP Cap
w/Set Screw
660W-250V



80-2062

On-Off Turn Knob
1/8 IP Cap
w/Set Screw
660W-250V



80-2063

3-Way Turn Knob
1/8 IP Cap
w/Set Screw
660W-250V



80-2070

Push Thru
1/8 IP Cap
w/Set Screw
660W-250V

With Uno Thread & Ring (4 Piece)



80-2067

Keyless
1/8 IP Cap
w/Set Screw
660W-250V



80-2068

On-Off Turn Knob
1/8 IP Cap
w/Set Screw
660W-250V



80-2069

3-Way Turn Knob
1/8 IP Cap
w/Set Screw
660W-250V



80-2071

Push Thru
1/8 IP Cap
w/Set Screw
660W-250V



GU24 Connection



Push-in Quick Terminals

GU24 MEDIUM BASE SOCKETS



Phenolic *Pre-Wired 60" Leads*



SOCKETS & LAMP HOLDERS

Smooth Phenolic (3 Piece)



80-2064

Keyless
1/8 IP Cap
60" 18/2 SPT-1 105° Clear Silver Wire
Strip 3/4" Slit 1 1/2"
660W-250V



80-2065

On-Off Turn Knob
1/8 IP Cap
60" 18/2 SPT-1 105° Clear Silver Wire
Strip 3/4" Slit 1 1/2"
660W-250V



80-2066

3-Way Turn Knob
1/8 IP Cap
60" 18/2 SPT-1 105° Clear Silver Wire
Strip 3/4" Slit 1 1/2"
660W-250V



80-2072

Push-Thru
1/8 IP Cap
60" 18/2 SPT-1 105° Clear Silver Wire
Strip 3/4" Slit 1 1/2"
660W-250V




GU24 Connection




90-1153
2"
Three Way Turn Knob
Screw Terminals
1/8 IP Inside Extrusion
with Paper Liner
250W-250V



80-2034
2½"
2 Circuit 3 Terminal
Turn Knob
1/8 IP Inside Extrusion
with Paper Liner
250W-250V



90-1152
2"
On-Off Turn Knob
Screw Terminals
1/8 IP Inside Extrusion
with Paper Liner
250W-250V



90-424
4" to 5½" Adjustable
On-Off Turn Knob
Screw Terminals
with Paper Liner
1/8 IP Inside Extrusion
250W-250V



90-405
2" Keyless
Screw Terminals - 1/8IP
with Paper Liner
660W-250V



80-1337
3" Keyless
Screw Terminals - 1/8IP
with Paper Liner
660W-250V

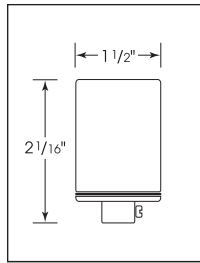


90-404
4" to 5½" Keyless - 1/8IP
Screw Terminals
with Paper Liner
660W-250V

Porcelain Screw Terminals



80-1214
Glazed 660W-250V

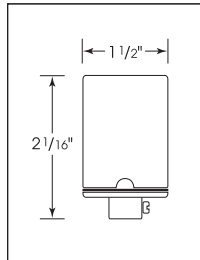


Keyless Porcelain Socket w/Metal 1/8 IP Cap

Cat. No.	Terminal	Cap	Screw Shell	Master
80-1214	Screw	Metal - 1/8 IPS	CSSNP	200 Bulk
90-409	Screw	Metal - 1/8 IPS	CSSNP	200/10



80-2047
Glazed 660W-250V

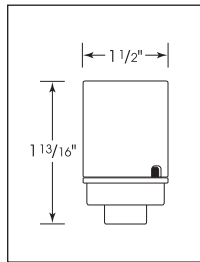


Keyless Porcelain Socket w/2 Wireways & Metal 1/8 IP Cap

Cat. No.	Terminal	Cap	Screw Shell	Master
80-2047	Screw	Metal - 1/8 IPS	CSSNP	200/10



80-1150
Unglazed 660W-250V

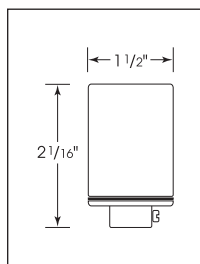


Keyless Porcelain Socket w/Phenolic 1/8 IP Cap

Cat. No.	Terminal	Cap	Screw Shell	Master
80-1150	Screw	Phenolic - 1/8 IPS	CSSNP	200
90-417	Screw	Phenolic - 1/8 IPS	CSSNP	200 Bulk



80-1078
Glazed 660W-250V

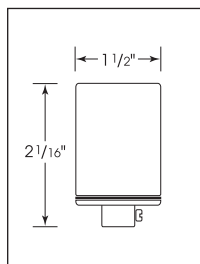


Keyless Porcelain Socket w/Metal 1/4 IP Cap

Cat. No.	Terminal	Cap	Screw Shell	Master
80-1078	Screw	Metal - 1/4 IPS	CSSNP	200 Bulk
90-1706	Screw	Metal - 1/4 IPS	CSSNP	200/10



90-1707
Glazed 660W-250V



Keyless 3 Terminal Grounded Porcelain Socket w/Metal Cap

Cat. No.	Terminal	Cap	Screw Shell	Master
90-1707	3 - Screw	Metal - 1/8 IPS	CSSNP	200/10
80-1318	3 - Screw	Metal - 1/4 IPS	CSSNP	200/10

Metal Caps with Set Screw



80-1677
1/8 IP



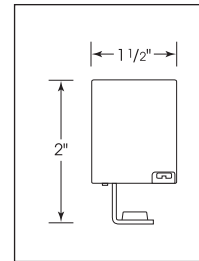
80-1678
1/4 IP



Porcelain Screw Terminals

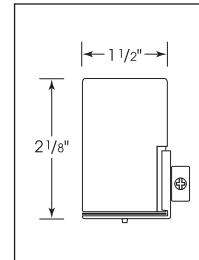
Porcelain Socket w/Hickey

Cat. No.	Terminal	Hickey	Screw Shell	Master
90-419	Screw	1/8 IPS	Aluminum	200/10
80-2089	Screw	1/4 IPS	Aluminum	200/10
80-2120	Screw	1/8 IPS	CSSNP(Glazed)	200/10



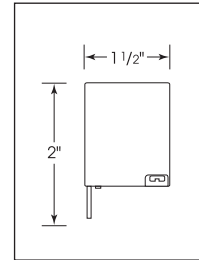
Porcelain Socket w/Side Outlet & Bushing

Cat. No.	Terminal	Bushing	Screw Shell	Master
80-1083	Screw	1/8 IPS	CSSNP	200 Bulk
90-1108	Screw	1/8 IPS	CSSNP	200/10



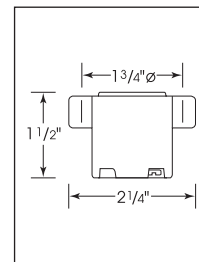
Porcelain Socket w/L Bracket

Cat. No.	Terminal	Bracket	Screw Shell	Master
80-1925	Screw	L Bracket w/ 8/32 Hole	CSSNP	200/10



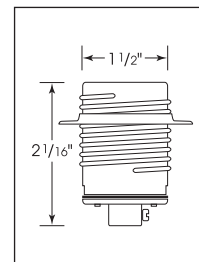
Keyless Porcelain One Piece Sign Socket

Cat. No.	Terminal	Flange / Bushing	Screw Shell	Master
80-1097	Screw	Top (shown) / 2 #8-32	CSSNP	100 Bulk
80-1149	Screw	Center / 2 #8-32	CSSNP	200/10



Keyless Threaded Porcelain w/ Cap & Ring

Cat. No.	Terminal	Cap	Screw Shell	Master
80-1073	Screw	1/8 IPS	CSSNP	200 Bulk
80-1075	Screw	1/4 IPS	CSSNP	200/10
90-1074	Screw	1/8 IPS	CSSNP	200/10



Metal Rings



80-1076
Metal Ring for Threaded Socket



80-1074
White Die Cast Ring for Threaded Socket

MEDIUM BASE LAMPHOLDERS



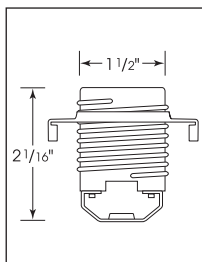
Porcelain Screw Terminals



SOCKETS & LAMPHOLDERS



80-1679
Glazed 660W-250V

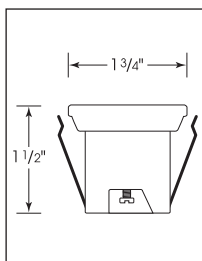


Keyless Threaded Porcelain Socket w/Hickey & Ring

Cat. No.	Terminal	Hickey	Screw Shell	Master
80-1679	Screw	1/8 IPS	CSSNP	200/10



80-2032
Unglazed 660W-250V

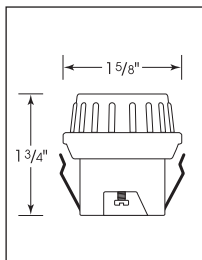


Keyless Porcelain 1 Piece Shallow Back Socket

Cat. No.	Terminal	Clip	Screw Shell	Master
80-2032	Screw	Double	CSSNP	100/10



80-1680
Glazed 660W-250V

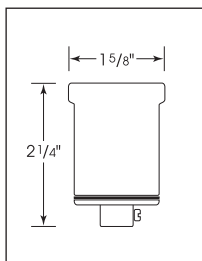


Keyless Porcelain 1 Piece Shallow Back Socket

Cat. No.	Terminal	Clip	Screw Shell	Master
80-1680	Screw	Double	CSSNP	100/10

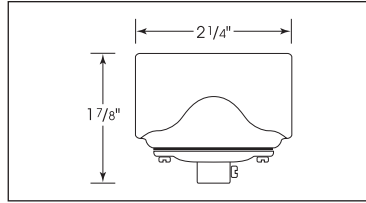


80-1682
Glazed 660W-250V



Keyless Porcelain Beaded Body Socket w/Flange

Cat. No.	Terminal	Cap	Screw Shell	Master
80-1682	Screw	1/8 IPS	CSSNP	200/10



Twin Porcelain Socket w/Flange Bushing Cap

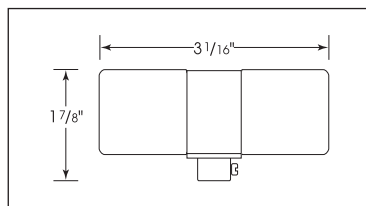
Cat. No.	Terminal	Cap	Screw Shell	Master
90-1109	Screw	1/8 IPS	CSSNP	100/10
80-1225	Screw	1/8 IPS	CSSNP	100 Bulk

Porcelain Screw Terminals



90-1109
Glazed 660W-250V

SOCKETS & LAMPHOLDERS

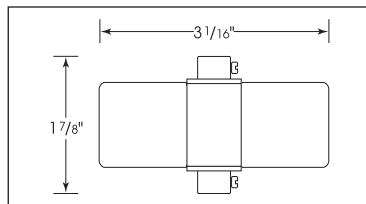


Twin Porcelain Socket w/Single Bushing Strap

Cat. No.	Terminal	Bushing	Screw Shell	Master
90-1110	Screw	1/8 IPS	CSSNP	100/10
80-1226	Screw	1/8 IPS	CSSNP	100 Bulk



90-1110
Glazed 660W-250V

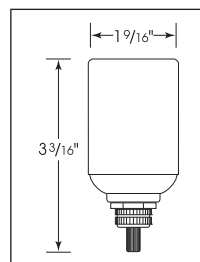


Twin Porcelain Socket w/Double Bushing Strap

Cat. No.	Terminal	Bushing	Screw Shell	Master
90-1708	Screw	1/8 IPS	CSSNP	100/10
80-1080	Screw	1/8 IPS	CSSNP	100 Bulk



90-1708
Glazed 660W-250V



Porcelain Bottom Turn Knob Socket

Cat. No.	Terminal	Switch	Screw Shell	Master
80-1157	Screw	Turn Knob	CSSNP	100/10



80-1157
Unglazed 250W-250V

MEDIUM BASE LAMPHOLDERS



Porcelain *Pre-Wired*

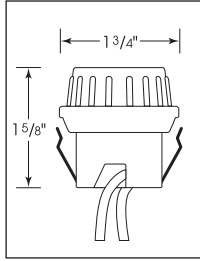


SOCKETS & LAMP HOLDERS



90-1107

Unglazed 660W-250V



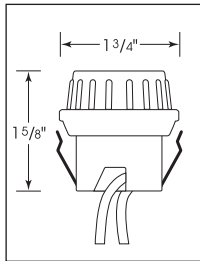
Keyless Porcelain Socket w/Double Snap-in Clip

Cat. No.	Leads	Clips	Screw Shell	Master
90-1107	8 1/2" AWM B/W 105°	Double	CSSNP	100/10



80-1691

Unglazed 660W-250V



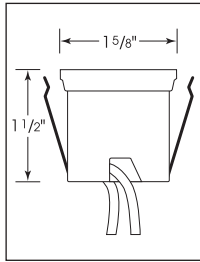
Keyless Porcelain Socket w/Double Snap-in Clip High Temperature Leads

Cat. No.	Leads	Clips	Screw Shell	Master
80-1691	9 1/2" SF-1 B/W 200°	Double	CSSNP	200/10



80-1531

Unglazed 660W-250V



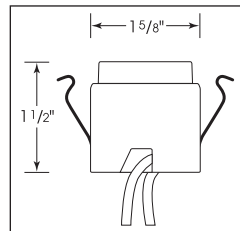
Keyless Porcelain Socket w/Front Rim & Double Snap-in Clip

Cat. No.	Leads	Clips	Screw Shell	Master
80-1531	8" AWM B/W 105°	Double	CSSNP	100/10



80-1212

Unglazed 660W-250V



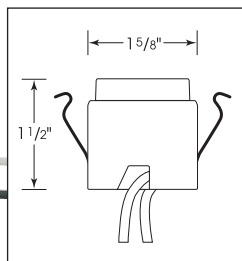
Keyless Porcelain Socket w/Adapter & Double Snap-in Clip

Cat. No.	Leads	Clips	Screw Shell	Master
80-1212	10" AWM B/W 150°	Double	CSSNP	100 Bulk



80-1263

Unglazed 660W-250V



Keyless Porcelain Socket w/Rim & Double Snap-in Clip

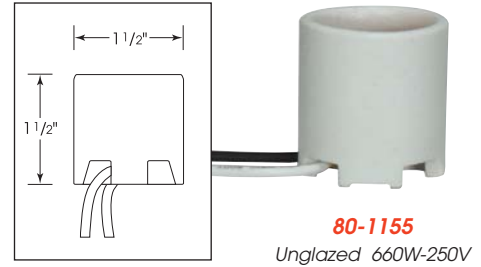
Cat. No.	Leads	Clips	Screw Shell	Master
80-1263	28" AWM B/W 150°	Double	CSSNP	200 Bulk



Porcelain Pre-Wired

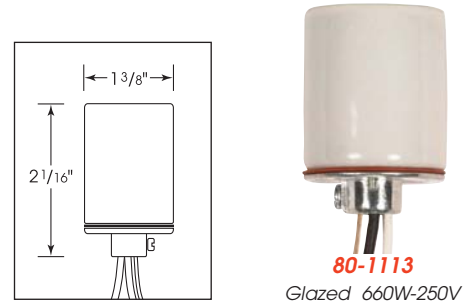
Keyless Porcelain Socket – Unglazed

Cat. No.	Leads	Mount	Screw Shell	Master
80-1155	8 1/2" AWM B/W 105°	Bushing	Bronze	200 Bulk



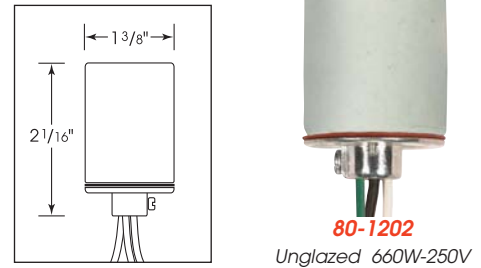
Keyless Porcelain Socket – Glazed

Cat. No.	Leads	Mount	Screw Shell	Master
90-2621	9" AWM B/W 105°	2-6/32 Screws	CSSNP	200 Bulk



Keyless Porcelain Socket 1/4 IP Cap w/Set Screw

Cat. No.	Leads	Cap	Screw Shell	Master
80-1113	20" AWM B/W 150° w/grd.	1/4 IPS	CSSNP	200 Bulk

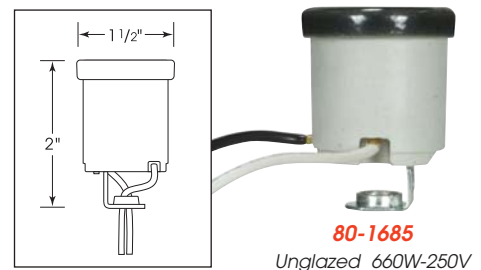


Keyless Porcelain Socket 1/8 IP Cap w/Set Screw

Cat. No.	Leads	Cap	Screw Shell	Master
80-1202	61" AWM B/W 150° w/grd.	1/8 IPS	CSSNP	100 Bulk

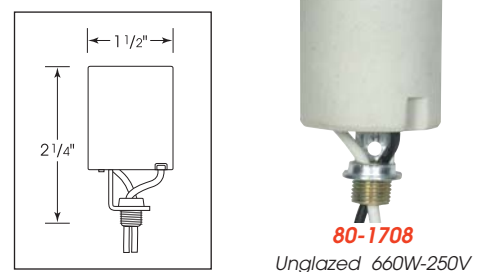
Keyless Porcelain Socket w/Black Rim & Hickey

Cat. No.	Leads	Hickey	Screw Shell	Master
80-1685	9" AWM B/W 105°	1/8 IPS	CSSNP	200/10



Keyless Porcelain Socket w/Hickey & Nipple

Cat. No.	Leads	Hickey	Screw Shell	Master
80-1708	24" AWM B/W 125°	1/2" Hickey & 1/8 IPS Nipple 3/8" Long	Aluminum	200 Bulk



MEDIUM BASE LAMPHOLDERS



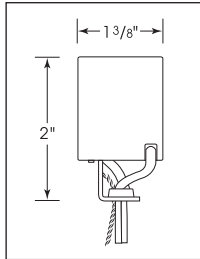
Porcelain *Pre-Wired*



SOCKETS & LAMPHOLDERS



80-1317
Glazed 660W-250V

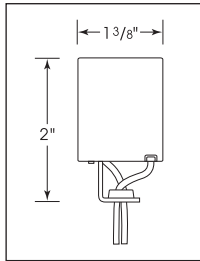


Keyless Porcelain Socket w/Hickey

Cat. No.	Leads	Hickey	Screw Shell	Master
80-1317	72" SPT-1 105° Gold w/grd.	1/8 IPS-3/8"	CSSNP	100/10



80-1223
Unglazed 660W-250V

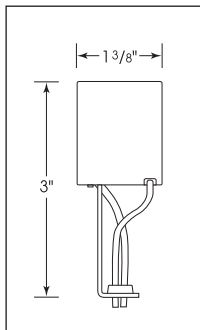


Keyless Porcelain Socket w/Hickey

Cat. No.	Leads	Hickey	Screw Shell	Master
80-1223	18" AWM B/W 150°	1/8 IPS-1/2"	CSSNP	200 Bulk



80-1224
Unglazed 660W-250V

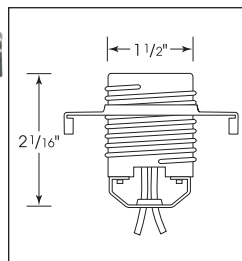


Keyless Porcelain Socket w/Hickey

Cat. No.	Leads	Hickey	Screw Shell	Master
80-1224	18" AWM B/W 150°	1/8 IPS-1/2"	Aluminum	200 Bulk



80-1768
Glazed 660W-250V



Keyless Threaded Porcelain Socket w/Hickey & Ring

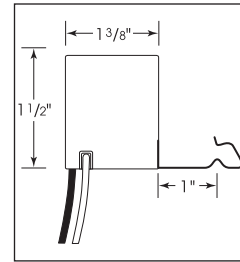
Cat. No.	Leads	Hickey	Screw Shell	Master
80-1768	26" AWM B/W 125°	1/8 IPS-1/2"	CSSNP	100/1



Porcelain Pre-Wired


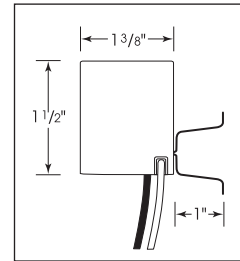
Keyless Porcelain Socket w/Snap-in Clip

Cat. No.	Leads	Clip	Screw Shell	Master
80-1220	12" AWM B/W 150°	Extends 1" from Socket	Aluminum	200 Bulk
80-2128	12" AWM B/W 150° w/Grd. Wire	Extends 1" from Socket	CSSNP(Glazed)	200 Bulk




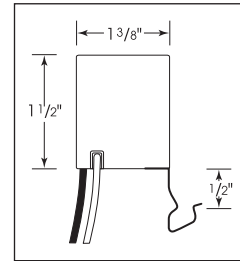
Keyless Porcelain Socket w/Snap-in Double Spring Clip

Cat. No.	Leads	Clip	Screw Shell	Master
80-1956	12" AWM B/W 150°	Extends 1" from Socket	CSSNP	100/10



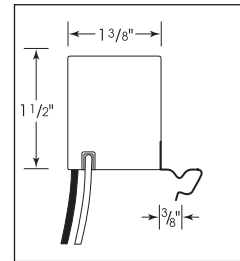
Keyless Porcelain Socket w/Snap-in Clip

Cat. No.	Leads	Clip	Screw Shell	Master
80-1221	12" AWM B/W 150°	Extends 1/2" from Socket	Aluminum	200 Bulk



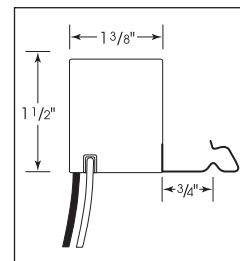
Keyless Porcelain Socket w/Snap-in Clip

Cat. No.	Leads	Clip	Screw Shell	Master
80-1222	12" AWM B/W 150°	Extends 3/8" from Socket	Aluminum	200 Bulk
80-2652	12" AWM B/W 150°	Extends 3/8" from Socket	Aluminum	200 Bulk



Keyless Porcelain Socket w/Snap-in Clip

Cat. No.	Leads	Clip	Screw Shell	Master
80-1328	9" AWM B/W 150°	Extends 3/4" from Socket	CSSNP	200 Bulk



Porcelain *Pre-Wired*

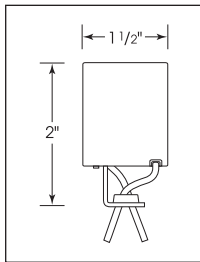


SOCKETS & LAMPHOLDERS



90-760

Unglazed 660W-250V



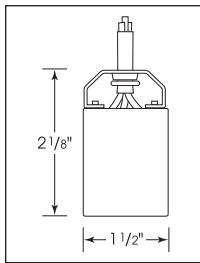
Keyless Porcelain Socket w/Hickey

Cat. No.	Leads	Hickey	Screw Shell	Master
90-760	10" AWM 105°	1/8 IPS - PTH	Aluminum	200/10
90-466	16" AWM 105°	1/8 IPS - PTH	Aluminum	200/10
90-759	24" AWM 105°	1/8 IPS - PTH	Aluminum	200/10
80-2182	20" AWM 125°	1/8 IPS - PTH	Aluminum	200 Bulk
80-2041	36" AWM 125°	1/8 IPS - PTH	CSSNP	100 Bulk
80-2042	48" AWM 125°	1/8 IPS - PTH	CSSNP	100 Bulk



90-1563

Unglazed 660W-250V



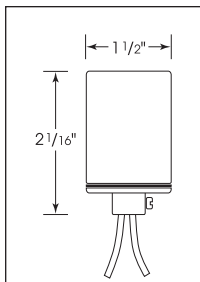
Keyless Porcelain Socket w/Hickey, Strain Relief & Fiber Sleeving

Cat. No.	Leads	Hickey	Screw Shell	Master
90-1563	8 Ft. 18/3 SVT-1 White 105°	1/8 IPS U Bracket	Aluminum	50 Bulk
90-1564	8 Ft. 18/3 SVT-1 Black 105°	1/8 IPS U Bracket	Aluminum	50 Bulk



80-1313

Glazed 660W-250V



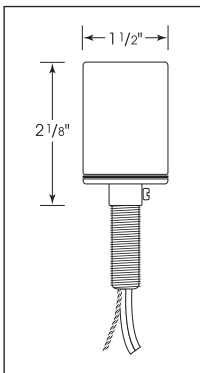
Keyless Porcelain Socket w/Cap

Cat. No.	Leads	Cap	Screw Shell	Master
80-1313	9" AWM 150°	1/8 IPS	CSSNP	100/10
80-1315	24" AWM 150°	1/8 IPS	CSSNP	100/10
80-1278	30" AWM 105°	1/8 IPS	CSSNP	200 Bulk
80-1316	36" AWM 150°	1/8 IPS	CSSNP	100/10



90-1150

Glazed 660W-250V



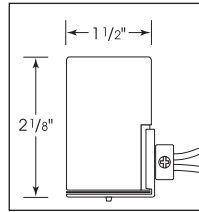
Keyless Porcelain Socket w/Cap & Nipple

Cat. No.	Leads	Cap	Screw Shell	Master
90-1150	48" 18/2 SPT-1 Gold 105° w/Grd. Wire	1/4" Nipple - 1/8 IPS	CSSNP	100 Bulk



Porcelain Pre-Wired

Porcelain Socket w/Side Mount Bushing

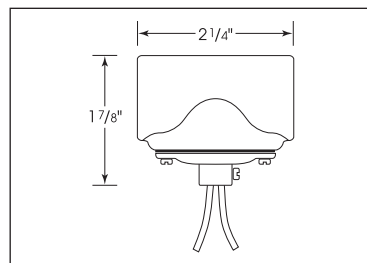


Cat. No.	Leads	Cap	Screw Shell	Master
80-1330	9" AWM 150°	1/8 IPS	CSSNP	100/10
80-1445	12" AWM 105°	1/8 IPS	CSSNP	200/10



80-1330
Glazed 660W-250V

Twin Porcelain Socket w/Flange Bushing Cap

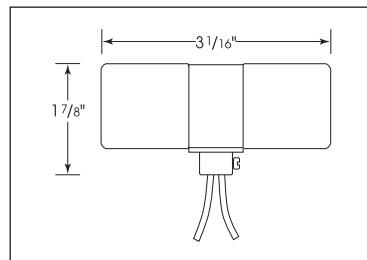


Cat. No.	Leads	Cap	Screw Shell	Master
80-1314	9" AWM 150°	1/8 IPS	CSSNP	100/10




80-1314
Glazed 660W-250V

Twin 2 Circuit Porcelain Socket w/Single Bushing Cap

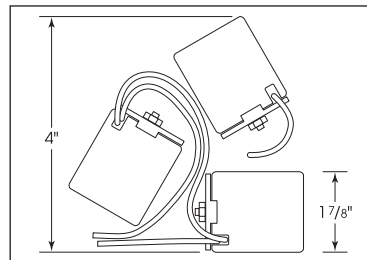


Cat. No.	Leads	Cap	Screw Shell	Master
80-1081	24" (3 leads) AWM 150°	1/8 IPS	CSSNP	100 Bulk



80-1081
Glazed 660W-250V

Three Light Porcelain Socket w/ 1/8 IP Metal Strap



Cat. No.	Leads	Cap	Screw Shell	Master
80-1082	24" AWM 150°	1/8 IPS Strap	Aluminum	100 Bulk



80-1082
Glazed 660W-250V

MEDIUM BASE LAMPHOLDERS



Porcelain *4KV Pulse Rated* w/Screw Terminals

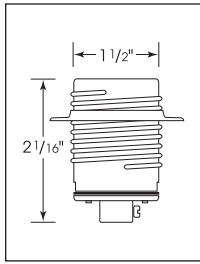


SOCKETS & LAMPHOLDERS



80-1647

Unglazed 660W-600V



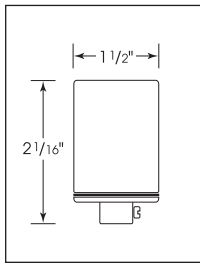
Keyless Threaded Porcelain Socket w/ Cap & Ring

Cat. No.	Terminal	Cap	Screw Shell	Master
80-1647	Screw	1/8 IPS	CSSNP	100/1



80-1870

Glazed 660W-600V



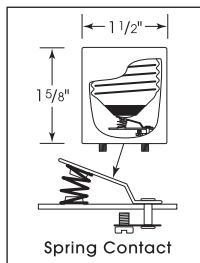
Keyless Smooth Porcelain Socket w/Terminal Screws

Cat. No.	Terminal	Cap	Screw Shell	Master
80-1870	Screw	1/8 IPS	CSSNP	100/10



80-1681

Glazed 660W-250V



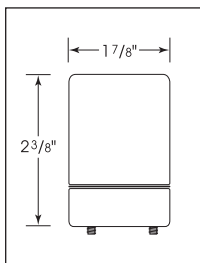
Keyless Porcelain Socket w/Spring Center Contact & Reinforced Screw Shell w/Washers (w/2 6-32 Screws)

Cat. No.	Terminal	Cap	Screw Shell	Master
80-1681	Screw	No	CSSNP	100/10



80-1793

Glazed 660W-600V



Keyless Two-Piece Heavy Duty Porcelain Socket w/Mounting Screws Assembled 1 1/2" on Center

Cat. No.	Terminal	Cord Hole	Screw Shell	Master
80-1793	Screw	3/4" (in cap)	CSSNP	100/10

Metal Rings for Threaded Socket



80-1076

Metal Ring



80-1074

White Die Cast Ring

Metal Caps with Set Screw



80-1677

1/8 IP



80-1678

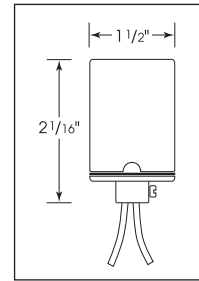
1/4 IP



Porcelain *4KV Pulse Rated* Pre-Wired w/1/2" Strip

Keyless Porcelain Socket 1/8 IP Cap w/Side Notches, 2 Wireways

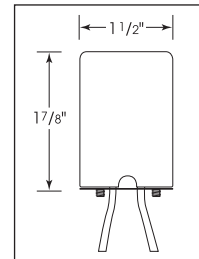
Cat. No.	Leads	Cap	Screw Shell	Master
80-1614	18" 18GA SF-2 B/W 200°	1/8 IPS	CSSNP	100/10
80-2092	36" 18GA SF-2 B/W 200°	1/8 IPS	CSSNP	100/1



80-1614
Glazed 660W-600V

Keyless Porcelain Socket w/Paper Liner Mounting Screws Held Captive, 2 Wireways

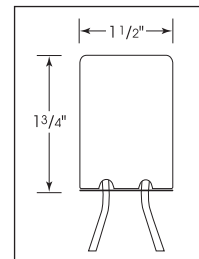
Cat. No.	Leads	Cap	Screw Shell	Master
80-1689	18" 18GA SF-2 B/W 200°	Less	CSSNP	100/10
80-1700	36" 18GA SF-2 B/W 200°	Less	CSSNP	100/10



80-1689
Glazed 660W-600V

Keyless Porcelain Socket w/Paper Liner 2 Bushings, 2 Wireways

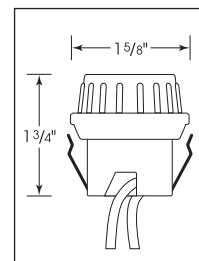
Cat. No.	Leads	Cap	Screw Shell	Master
80-1734	9" 18GA SF-2 B/W 200°	Less	CSSNP	100/10
80-1875	48" 18GA SF-2 B/W 200°	Less	CSSNP	100/10



80-1734
Glazed 660W-600V

Keyless Porcelain Snap-in Socket

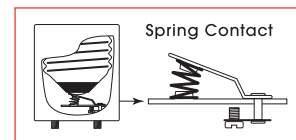
Cat. No.	Leads	Clips	Screw Shell	Master
80-1674	9" 18GA SF-2 B/W 200°	Double	CSSNP	200/10



80-1674
Unglazed 660W-600V



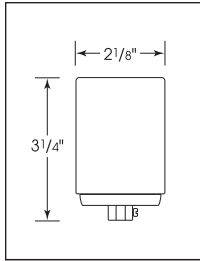
Lampholders rated at high wattage that require a pulse rating of 4KV (kilovolts) to start.



MOGUL BASE LAMPHOLDERS



Porcelain *4KV Pulse Rated* E39 Base w/Screw Terminals

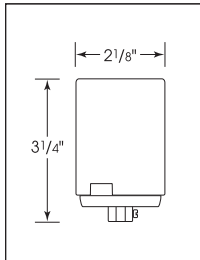


90-429

Glazed 1500W-600V

Keyless Porcelain Mogul Socket w/Metal 1/4 IP Cap

Cat. No.	Terminal	Cap	Screw Shell	Master
90-429	Screw	1/4 IPS	CSSNP	50/1

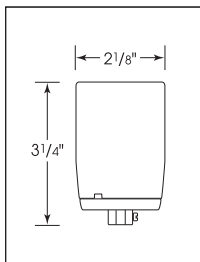


80-1378

Glazed 1500W-600V

Keyless Porcelain Mogul Socket w/Metal 1/4 IP Cap, 2 Wireways

Cat. No.	Terminal	Cap	Screw Shell	Master
80-1378	Screw	1/4 IPS	CSSNP	50/1



80-1307

Glazed 1500W-600V

Keyless Porcelain Mogul Socket w/Metal 1/4 IP Cap, 3 Terminal

Cat. No.	Terminal	Cap	Screw Shell	Master
80-1307	3 - Screw	1/4 IPS	CSSNP	50/1

Metal Caps with Set Screw



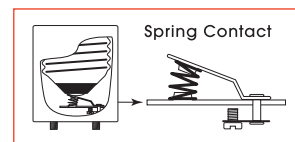
80-1631
1/4 IP



80-1665
3/8 IP



Lampholders rated at high wattage that require a pulse rating of 4KV (kilovolts) to start.



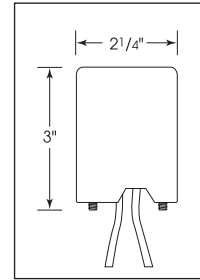
SOCKETS & LAMPHOLDERS



Porcelain *4KV Pulse Rated* E39 Base Pre-Wired

Keyless Porcelain Mogul Socket, Mounting Screws Held Captive, 2 Wireways, 1/2" Strip Leads

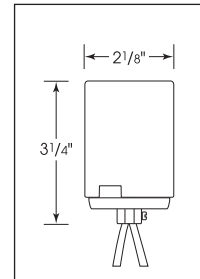
Cat. No.	Leads	Cap	Screw Shell	Master
80-1376	10" 16GA SF-2 B/W 200°	Less	CSSNP	50/1
80-2093	24" 16GA SF-2 B/W 200°	Less	CSSNP	50/1



80-1376
Glazed 1500W-600V

Keyless Porcelain Mogul Socket w/Metal 1/4 IP Cap, 2 Wireways

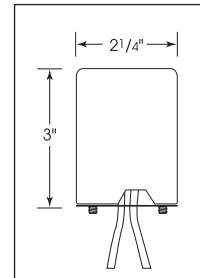
Cat. No.	Leads	Cap	Screw Shell	Master
80-1613	11" 16GA SF-2 B/W 200°	1/4 IPS	CSSNP	50/1



80-1613
Glazed 1500W-600V

Keyless Porcelain Mogul Socket, Fiber Gasket Mounting Screws Held Captive, 2 Wireways, Lug Leads

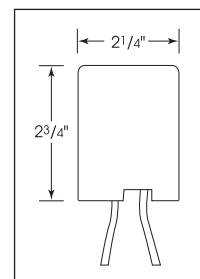
Cat. No.	Leads	Cap	Screw Shell	Master
80-1103	40" 16GA SF-2 B/W 200°	Fiber, Less Cap	CSSNP	50/1



80-1103
Glazed 1500W-600V

Keyless Porcelain Mogul Socket 2 Bushings 8/32, 2 Wireways, 1/2" Strip Leads

Cat. No.	Leads	Cap	Screw Shell	Master
80-1751	10" 14GA SF-2 B/W 200°	Less	CSSNP	50/1



80-1751
Glazed 1500W-600V

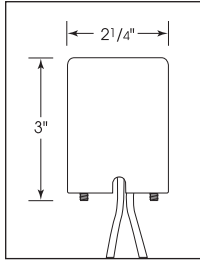
MOGUL BASE LAMPHOLDERS



Porcelain *4-5KV Pulse Rated* E39 Base Pre-Wired



SOCKETS & LAMPHOLDERS

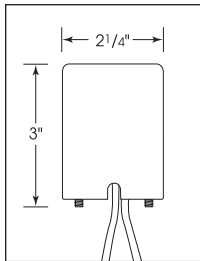


Keyless Pink Porcelain Mogul Socket for Open HID Fixtures, Mounting Screws Held Captive, 1/2" Strip Leads, 2 Wireways

Cat. No.	Leads	Cap	Screw Shell	Master
80-1791	11" 16GA SF-2 B/W 200°	Less	CSSNP	50/1

80-1791

PINK Glazed 1500W-600V

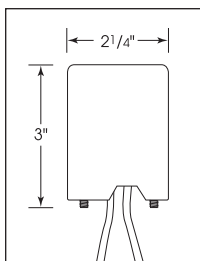


Keyless Porcelain Mogul Socket, for Position Oriented HID Fixtures w/Body Notch for Correct Mounting, 2 Wireways

Cat. No.	Leads	Cap	Screw Shell	Master
80-2090	12" 14GA SF-2 B/W 200°	Less	CSSNP	50/1

80-2090

YELLOW Glazed 1500W-600V



Keyless Porcelain Mogul Socket, Mounting Screws Held Captive, 2 Wireways, 1/2" Strip Leads

Cat. No.	Leads	Cap	Screw Shell	Master
80-1530	30" 16GA SF-2 B/W 200°	Less	CSSNP	50/1

80-1530

Glazed 1500W-600V

Metal Caps with Set Screw



80-1631
1/4 IP



80-1665
3/8 IP

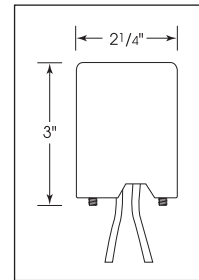


Porcelain *5-6KV Pulse Rated* E39 Base Pre-Wired



Keyless Porcelain Mogul Socket, Mounting Screws Held Captive, 2 Wireways, 1/2" Strip Leads

Cat. No.	Leads	Cap	Screw Shell	Master
80-1377	16" 18GA SF-2 B/W 200°	Less	CSSNP 2 #8/32 Screws	50/1
80-2030	16" 14GA SF-2 B/W 200°	Less	CSSNP 2 #8/32 Screws	50/1
80-2031	16" 14GA SF-2 B/W 200°	Less	CSSNP 2 #8/32 Bushings	50/1

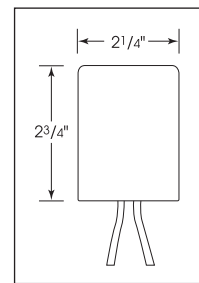


80-1377
Glazed 1500W-600V



Keyless Porcelain Mogul Socket Mounting Screws Held Captive, 1/2" Strip Leads

Cat. No.	Leads	Cap	Screw Shell	Master
80-1646	21" 14GA SF-2 B/W 200°	Less	CSSNP	50/1

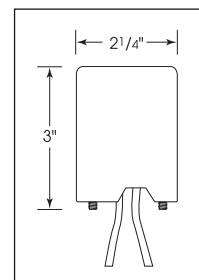


80-1646
Glazed 1500W-600V



Keyless Porcelain Mogul Socket w/Lamp Grip Mounting Screws Held Captive, 2 Wireways, 1/2" Strip Leads

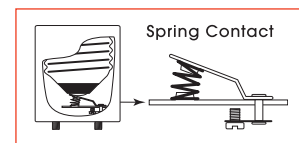
Cat. No.	Leads	Cap	Screw Shell	Master
80-2091	12" 14GA SF-2 B/W 200°	Less	CSSNP	50/1



80-2091
Glazed 1500W-600V




Lampholders rated at high wattage that require a pulse rating of 4-6KV (kilovolts) to start.



Bayonet, Medium & Mogul Base



SOCKETS & LAMP HOLDERS

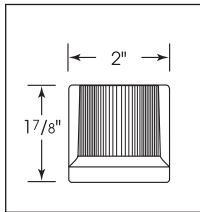


Keyless Low Pressure Sodium Surface Mount Porcelain Socket w/Single-End Bayonet Base

Cat. No.	Leads	Cap	Screw Shell	Master
80-2035	9" 16GA SF-1 B/W 150°	Less (surface mount)	CSSNP	50/1

80-2035

Unglazed 660W-1000V

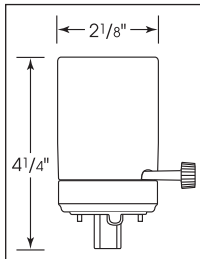


Keyless Medium Base Surface Mount Porcelain Socket w/2 Bushings

Cat. No.	Terminal	Cap	Screw Shell	Master
80-1120	Screw	Less (surface mount)	CSSNP	150

80-1120

Unglazed 660W-250V



Porcelain 3-Way Turn Knob Mogul Socket w/Hickey

Cat. No.	Terminal	Hickey	Screw Shell	Master
90-428	Screw	1/4 IPS	CSSNP	50/1

90-428

Unglazed 750W-250V

Available Lamps



S4870

18W

Low Pressure Sodium Bayonet (BY22D) Base



S1822

100/200/300W
3-Way
Mogul Base



S5862

175W

Metal Halide
Medium Base



S5831

250W

Metal Halide
Mogul Base



Medium & Mogul Base

Porcelain Par 46 & 38 Connector – Medium Base HID

Cat. No.	Leads	Type	Porcelain	Master
80-1690	18"	16GA SF-2 200°	Unglazed	200/10



80-1690
6600W-125V

Porcelain Par 46 & 38 5KV Harness Set w/Medium Base Adapter

Cat. No.	Leads	Type	Porcelain	Master
80-1769	10"	18GA SF-1 200°	Unglazed	100/1



80-1769
660W-125V

Porcelain Par 56 & 64 Connector – Mogul Base

Cat. No.	Leads	Type	Porcelain	Master
80-1865	18"	14GA SEW 200°	Unglazed	100



80-1865
1000W-125V

Available Lamps



S1934
175W
Mercury Vapor
Mogul Base



S3127
70W
HPS – High Pressure Sodium
Mogul Base



S1940
250W
HPS – High Pressure Sodium
Mogul Base

Porcelain



SOCKETS & LAMP HOLDERS



90-445 2 Terminal
80-1648 4 Terminal
90-2638 7" AWM B/W Leads 105°C
Keyless Glazed Porcelain
Ceiling Receptacle
Screw Terminals
660W-250V



90-443 2 Terminal
90-2638 7" AWM B/W Leads 105°C
Glazed Porcelain
On-Off Pull Chain Ceiling Receptacle
Screw Terminals
250W-250V



90-444
Glazed Porcelain
Ceiling Receptacle
On-Off Pull Chain w/Grounded
Convenience Outlet
Screw Terminals
15A-250W-125V



90-1310
Brass Finish
Light Bulb Cage
Height: 5 1/4"
Packing: 60/Master 10/Inner



90-2612
Yellow Trouble Light
Plastic Cage Suitable
for Outdoor Locations
Height: 6 1/2"
Packing: 12/Master

See Page 77 for
GU24 Base Receptacles



90-480 4 Terminal
Keyless White Phenolic
Ceiling Receptacle
Screw Terminals
660W-250V



90-481 4 Terminal
White Phenolic
On-Off Pull-Chain Ceiling Receptacle
Screw Terminals
250W-250V

Phenolic Receptacles with Leads



90-1502
Keyless White Phenolic
Ceiling Receptacle
6" AWM B/W Leads 105°C
660W-250V



90-1503
White Phenolic
On-Off Pull-Chain Ceiling Receptacle
6" AWM B/W Leads 105°C
250W-250V

MEDIUM BASE SOCKETS



Phenolic Lampholders



SOCKETS & LAMP HOLDERS

Keyless Lampholders



90-407
1/8 IP Hickey
Screw Terminals
660W-250V



90-1151 10"
80-2095 24"
80-2096 36"
AWM B/W Leads 105°C
1/8 IP Hickey
660W-250V



80-1077
Threaded Socket w/Ring
1/8 IP Hickey
Screw Terminals
660W-250V

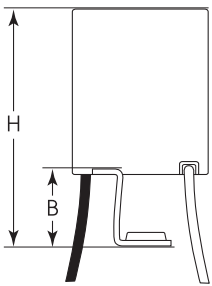


80-1762
Medium Base Pin Socket
Pressure Fit w/ Metal Clip
CSSNP
660W-250V

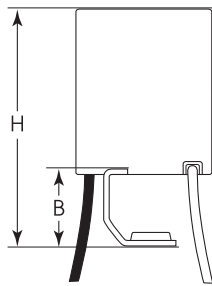


80-2080
Medium Base
Pressure Fit w/Hook
Suited for 14GA Wire
CSSNP
660W-250V

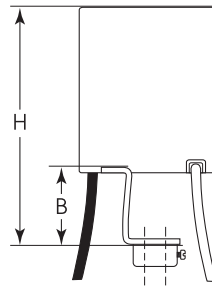
Special Orders for Additional Hickey & Bushing Combination



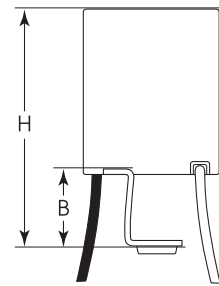
"Z" Bracket Inside Extrusion



"C" Bracket Inside Extrusion



Bushing Bracket Outside



"Z" Bracket Outside Extrusion

Keyless Lampholder



80-2036
Medium Base w/Rim
1/8 IP Hickey
12" AWM B/W 105°C
Leads & Ground Wire
660W-250V



90-1782
2 1/4" Bottom Turn Knob
13" AWM B/W
105°C Leads
250W-250V



80-1755
2 1/2" Bottom Turn Knob
Phenolic & Porcelain Shell
Screw Terminals 1/8 IP
2 1/2" Ht. w/ 3/8" Bushing
660W-250V



90-4300
Bottom Turn Knob
Screw Terminals 1/8 IP
2 1/2" Ht. w/ 3/8" Bushing
250W-250V



80-1326
Bottom Turn Knob
w/Removable Husk
Screw Terminals 1/8 IP
2" Ht. w/ 3/8" Bushing
250W-250V

Phenolic Bottom Turn Knob Sockets



Phenolic Snap-In

Keyless Lampholders – Snap-In



90-540 Snap-In Socket
6" AWM
B/W Leads
105°C
660W-250V



90-595 Snap-In Socket
Bracket Extends 3/4" from
End of Socket
7" AWM
B/W Leads 105°C
660W-250V



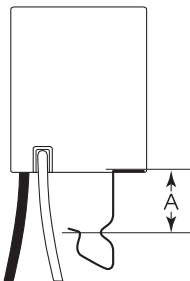
90-543 Snap-In Socket
for 6" Pans Bracket Extends
1" from End of Socket
8" AWM
B/W Leads 105°C
660W-250V



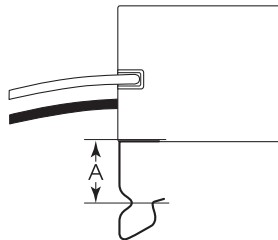
90-542 Snap-In Socket
for 8" & 10" Pans Bracket Extends
1 3/4" from End of Socket
8" AWM
B/W Leads 105°C
660W-250V

SOCKETS & LAMP HOLDERS

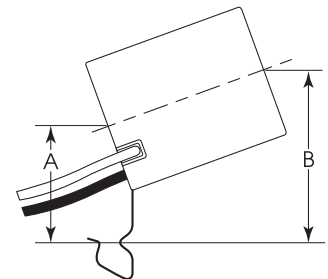
Special Orders for Additional Snap Brackets



Vertical



Horizontal



Angled

Keyless Lampholders – "U" Clip Snap-In



90-541 8" AWM Leads
80-1798 12" AWM Leads
Snap-In Socket
for 3 1/4"-4" Holders
B/W Leads 105°C
660W-250V



80-1645
Snap-In Socket
for 3 1/4"-4" Holders
12" AWM
B/W Leads 125°C
660W-250V



80-1642
Snap-In Double Spring Clip
w/ 12" B/W Leads 150°C
660W-250V



80-1766
Snap-In Double
with Flange Rim
13" B/W Leads
660W-250V

Phenolic Twin Cluster

PLEASE NOTE: Socket Cluster measurements are from the center line to the top & bottom of brackets.



SOCKETS & LAMP HOLDERS



90-432

- Snap-On Top
- 2³/₈" Top Bracket + Snap
- 1³/₄" 1/8 IP Threaded Bottom Bracket with 3/8" Nipple
- 8" AWM B/W Leads 105°C
- 660W-250V



80-1379

- Snap-On Top
- 2³/₈" Top Bracket + Snap
- 1³/₄" 1/8 IP Threaded Bottom Bracket with 1/2" Nipple
- 8" AWM B/W Leads 105°C w/Ground Wire
- 660W-250V



90-465

- 1¹/₂" 1/8 IP Threaded Top Bracket with 3/8" Nipple
- 2¹/₈" 1/8 IP Threaded Bottom Bracket with 1/2" Nipple
- 8" AWM B/W Leads 105°C
- 660W-250V



80-1380

- 1³/₄" 1/8 IP Threaded Top Bracket with 1/2" Nipple
- 1³/₄" 1/8 IP Threaded Bottom Bracket with 1/2" Nipple
- 7" AWM B/W Leads 105°C w/Ground Wire
- 660W-250V



90-415 On-Off Brass Finish Pull Chain

- 1¹/₂" 1/8 IP Threaded Top Bracket with 3/8" Nipple
- 1³/₄" 1/8 IP Threaded Bottom Bracket
- 7" AWM B/W Leads 105°C
- 660W-250V



90-416 On-Off Brass Finish Turn Knob

- 1" 1/8 IP Threaded Top Bracket with 1/4" Nipple
- 1³/₄" 1/8 IP Threaded Bottom Bracket
- 6" AWM B/W Leads 105°C
- 660W-250V



90-414 Twin Offset

- 1¹/₂" 1/8 IP Female Top & Bottom Bracket w/Set Screw
- 8" AWM B/W Leads 105°C
- 660W-250V

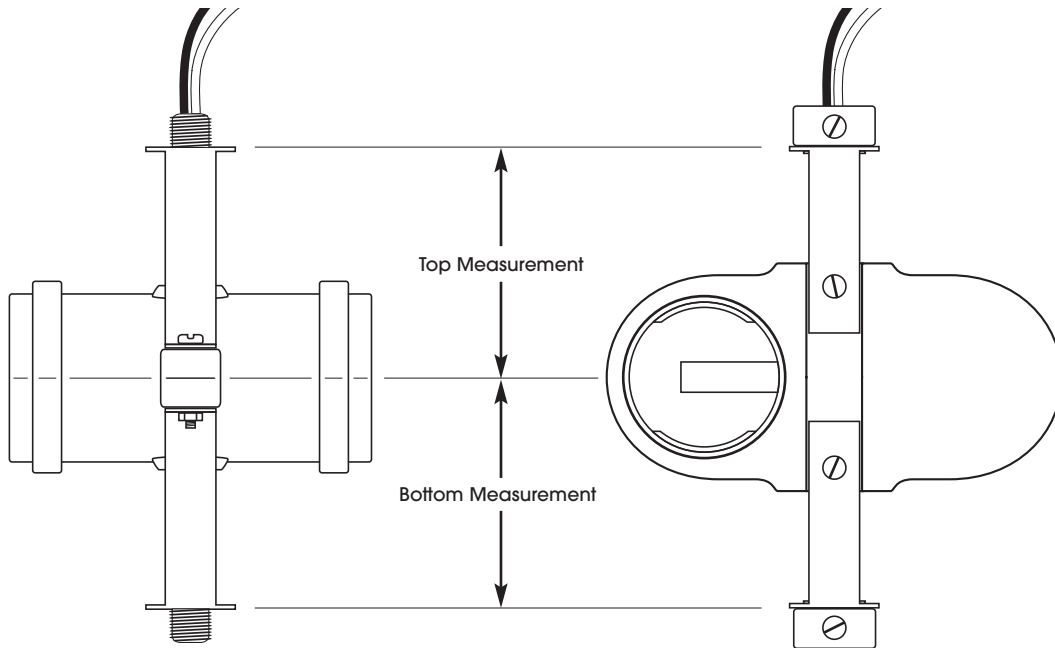


80-1664 Twin Offset

- 1¹/₂" 1/8-27 Threaded Top Bracket with 3/8" Nipple
- 1¹/₂" 1/8-27 Threaded Bottom Bracket with 3/8" Nipple
- 8" AWM B/W Leads 105°C
- 660W-250V

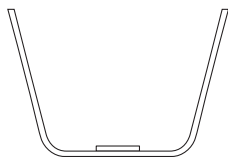
Phenolic Twin Cluster • Special Order Options

PLEASE NOTE: Socket Cluster measurements are from the center line to the top & bottom of brackets.

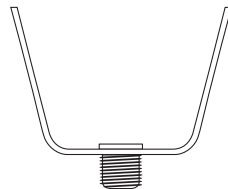


Special Order Options

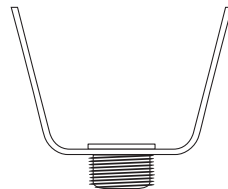
PLEASE SPECIFY WIRE: • Length • Gauge • Type • Temperature • Color • Strip Ends



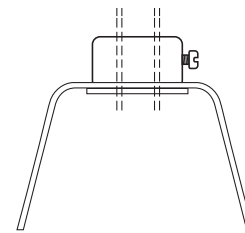
1/8" IP Tapped Hole



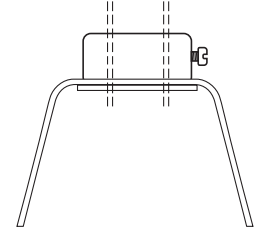
1/8" IP Nipple
(Specify Length)



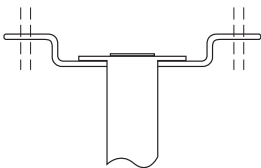
1/4" IP Nipple
(Specify Length)



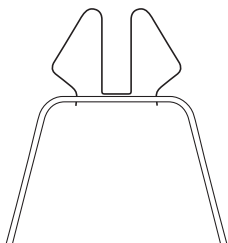
1/8" IP Bushing
with Set Screw



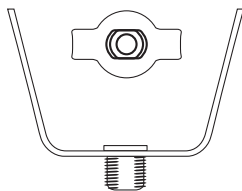
1/4" IP Bushing
with Set Screw



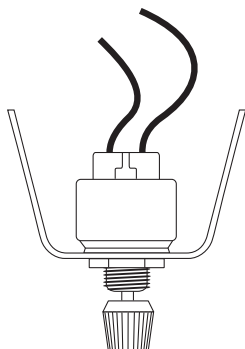
Felt Bracket with Two
6/32" Tapped Holes



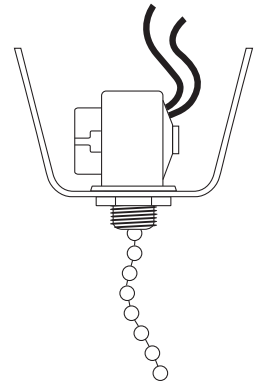
Snap Spring



1/8" IP Milled Flat Nipple
(Specify Length)



Turn Knob Switch
as Selected



Pull Chain Switch
as Selected

MEDIUM BASE SOCKETS



Phenolic 3 Light Cluster



SOCKETS & LAMP HOLDERS



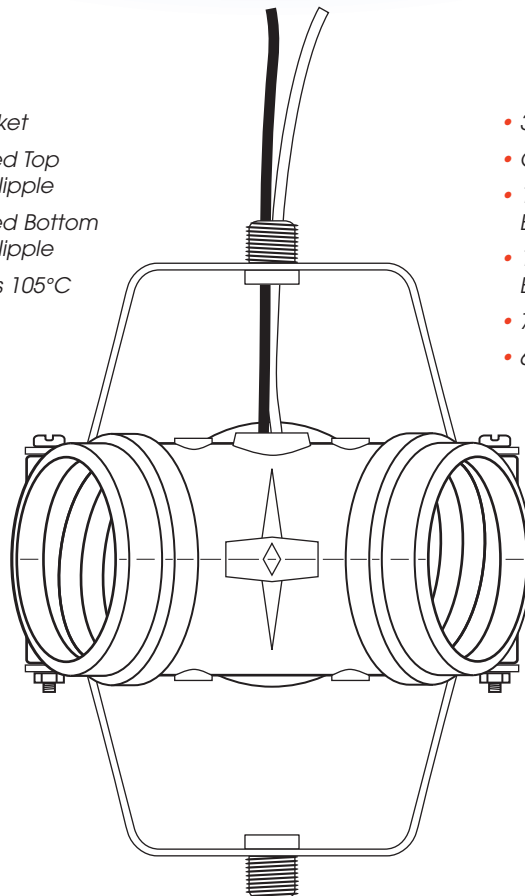
90-463

- 3 Light Cluster Socket
- 1 3/4" 1/8 IP Threaded Top Bracket with 5/8" Nipple
- 1 3/4" 1/8 IP Threaded Bottom Bracket with 5/8" Nipple
- 8" AWM B/W Leads 105°C
- 660W-250V



90-1587

- 3 Light Cluster Socket
- On-Off Nickel Pull Chain
- 1 3/4" 1/8 IP Threaded Top Bracket with 5/8" Nipple
- 1 3/4" 1/8 IP Threaded Bottom Bracket
- 7" AWM B/W Leads 105°C
- 660W-250V



PLEASE NOTE: Socket Cluster measurements are from the center line to the top & bottom of brackets.

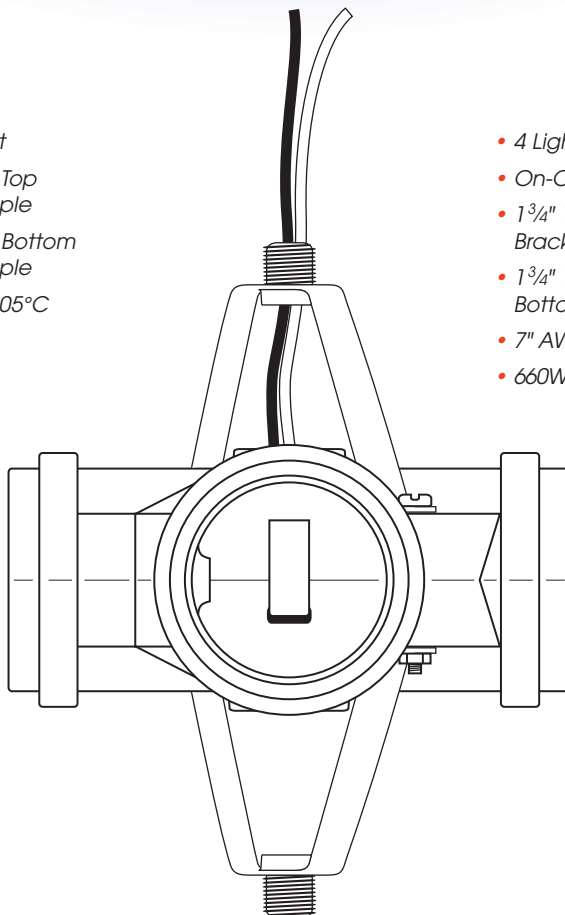


90-464

- 4 Light Cluster Socket
- 1 3/4" 1/8 IP Threaded Top Bracket with 1/2" Nipple
- 1 3/4" 1/8 IP Threaded Bottom Bracket with 1/2" Nipple
- 7" AWM B/W Leads 105°C
- 660W-250V

90-1588

- 4 Light Cluster Socket
- On-Off Nickel Pull Chain
- 1 3/4" 1/8 IP Threaded Top Bracket with 5/8" Nipple
- 1 3/4" 1/8 IP Threaded Bottom Bracket
- 7" AWM B/W Leads 105°C
- 660W-250V



PLEASE NOTE: Socket Cluster measurements are from the center line to the top & bottom of brackets.

CANDELABRA BASE SOCKETS



Phenolic Paper Liner

Phenolic Candelabra Sockets with Paper Liner



SOCKETS & LAMP HOLDERS



90-422 1½"

Screw Terminals-Double Leg
1/8 IP-Outside Extrusion
75W-125V



80-1996 1¾"

Screw Terminals-Double Leg
1/8 IP-Inside Extrusion
75W-125V



90-403 2" Double Leg

80-2054 2" Single Leg
Screw Terminals
1/8 IP-Outside Extrusion
75W-125V



80-1347 2½"

Screw Terminals-Double Leg
1/8 IP-Inside Extrusion
75W-125V



80-1088 3"

Screw Terminals-Double Leg
1/8 IP-Inside Extrusion
75W-125V



80-1087 3½"

Screw Terminals-Double Leg
1/8 IP-Inside Extrusion
75W-125V



80-1615 3⅝"

Screw Terminals-Double Leg
1/8 IP-Inside Extrusion
75W-125V



80-1327 4" (shown)

80-1649 6"

Screw Terminals-Double Leg
1/8 IP-Inside Extrusion
75W-125V



90-402 3¼"-4¼"

Screw Terminals-Adjustable Leg
1/8 IP-Inside Extrusion
75W-125V



80-1089 5⅜"-6⅝"

Screw Terminals-Adjustable Leg
1/8 IP-Inside Extrusion
75W-125V



Phenolic Candelabra Sockets with Leads

SOCKETS & LAMP HOLDERS



90-738 1 1/8" Smooth
6" AWM B/W Leads 105°C
1/8 IP-Inside Extrusion
Single Leg, 75W-125V



80-1145 1 1/8" Flange 12" Leads
80-2097 1 1/8" Flange 18" Leads
AWM B/W Leads 105°C
1/8 IP-Inside Extrusion
Single Leg, 75W-125V



80-1146 1 1/8" Flange
24" AWM B/W Leads 105°C
1/8 IP-Inside Extrusion
Single Leg, 75W-125V



80-2098 2 3/32"
42" AWM B/W Leads 125°C
1/8 IP-Inside Extrusion
Single Leg
75W-125V



80-1300 26" Leads
80-1398 36" Leads
80-1844 48" Leads
1 1/4" Flange
#18 UL 1430 B/W Leads 105°C
1/8 IP-Inside Extrusion Double Leg
75W-125V



90-739 1 5/8" Smooth
6" AWM B/W Leads 105°C
1/8 IP Nipple
Single Leg, 75W-125V



80-1552 1 1/16" Flange
12 1/2" AWM B/W Leads
2" Overall Height
1/8 IP Nipple
Single Leg, 75W-125V



80-1596 1 3/4" Smooth
24" #18 UL 1015
B/W Leads 105°C
1/8 IP-Inside Extrusion
Double Leg
75W-125V



80-1301 3" Flange
26" #18 UL 1430
B/W Leads 105°C
1/8 IP-Inside Extrusion
Double Leg
75W-125V



80-1148 3" Flange
24" 18/2 SPT-2 105°C
Clear Silver Leads
1/8 IP-Inside Extrusion
Single Leg
75W-125V



80-1302 4" Flange
26" #18 UL 1430
B/W Leads 105°C
1/8 IP-Inside Extrusion
Double Leg
75W-125V



90-1709
Paper Liner
for Candelabra Sockets

CANDELABRA BASE SOCKETS



Phenolic



Candelabra Base Phenolic Sockets with Spring Clip



80-1794 Gold
14" AWM B/W Leads 105°C
75W-125V



80-1198 Ivory
6" AWM B/W Leads 105°C
75W-125V



80-1275 Brown
14" AWM B/W Leads 105°C
75W-125V



80-1093 Brown
24" AWM B/W Leads 105°C
75W-125V



90-1709
Paper Liner
for Candelabra Sockets



90-548
Pin Socket
Pressure Fit
75W-125V



80-1274 2³/₄"
Screw Terminals
1/8 IP Slip Round Hole Bracket
75W-125V

Push-in Terminals



80-1312 2"
80-1718 4"
80-1719 6"
Flange Type-Single Leg
1/8 IP-Inside Extrusion
75W-125V



80-1294 1⁵/₈"
80-1303 2"
80-1304 3"
80-1305 4"
Full Threaded-Single Leg
1/8 IP-Inside Extrusion
75W-125V

#18 SPT-1 Candelabra Snap Sockets with Cord Switch & Plug (non-UL)



80-1651 6 Ft. #18 SPT-1 Brown
80-1782 6 Ft. #18 SPT-1 White
80-1784 8 Ft. #18 SPT-1 Brown
80-1785 8 Ft. #18 SPT-1 White
Cord, Switch & Plug (switch 17" from socket)

#18 SPT-2 Candelabra Snap Sockets with Cord Switch & Plug (non-UL)




80-1652 6 Ft. #18 SPT-2 Brown
80-1786 6 Ft. #18 SPT-2 White
80-1787 8 Ft. #18 SPT-2 Brown
80-1788 8 Ft. #18 SPT-2 White
Cord, Switch & Plug (switch 17" from socket)



Phenolic with Leads / Rings / European Style

Phenolic Threaded Candelabra Sockets with Leads / Rings



90-1556 1 1/4"

w/Shoulder and Phenolic Ring
8" AWM B/W Leads 105°C
75W-125V



80-1473 1 1/4"

w/Shoulder and Phenolic Ring
24" 18/2 SPT-1 Brown Leads 105°C
75W-125V


80-1694 1 1/4"

w/Shoulder and Phenolic Ring
6 Ft. 18/2 SPT-2 Brown Wire &
Plug 105°C 75W-125V



90-1557 1 1/4"

w/Shoulder and Phenolic Ring
8" AWM B/W Leads 105°C
Pulled Thru 1/8 IP Inside Extrusion
75W-125V



(non-UL)

80-1693 1 1/4"

w/Shoulder and Phenolic Ring
6 Ft. 18/2 SPT-1 Brown Wire
& Plug 105°C w/Brown
Switch 21" from Socket
75W-125V

3 Light Phenolic Threaded Candelabra Harness Sets



80-1912 1 1/4"

with Shoulder and Phenolic Ring
9" Centers 18" Tail
AWM B/W Leads 150°C
75W-125V



80-1474 1 1/4"

with Shoulder and Phenolic Ring
6" Centers 18" Tail
18/2 SPT-1 105°C Brown
75W-125V

Rings for Threaded Candelabra Sockets



80-1485

Brass Finish



80-1486

Chrome Finish Ring



80-1977

Phenolic Ring

Candelabra European Style Sockets



80-1094 Brown Phenolic

80-1650 White Phenolic

4 Piece, Full Uno Thread and Ring
1/8 IP Screw Terminals
75W-125V



80-1095 4 Piece

1/2 Uno Thread and Ring
w/Shoulder 1/8 IP
Screw Terminals
75W-125V



80-1311 3 Piece


Smooth
1/8 IP
Screw Terminals
75W-125V

European Socket Release Tab Directions

WARNING:
Disconnect from power source first!

Press & hold release tab with screwdriver to remove outer shell for wiring

Release tab (close-up) with outer shell removed



Candelabra - Porcelain Sockets w/Paper Liner



80-1893 1½"
80-1090 1¾"

Screw Terminals
1/8 IP Inside Extrusion
Double Leg
75W-125V



80-1948 1¾"

Waterproof Screw Terminals
w/Phenolic Cover
1/8 IP Inside Extrusion
75W-125V



80-1091 2"
80-2013 3"
80-2012 3¾"

Screw Terminals
1/8 IP Inside Extrusion
Double Leg
75W-125V



80-1092

Adjustable Leg 3½"-4½" Screw Terminals
1/8 IP Outside Extrusion Double Leg
75W-125V

80-2003

Adjustable Leg 4¼"-6" Screw Terminals
1/8 IP Inside Extrusion Double Leg
75W-125V



80-1653 1¾"

24" #18 UL 1015 B/W Leads 105°C
1/8 IP-Inside Extrusion Double Leg
75W-125V

Twin Socket Cluster



80-1654 4½"

24" #18 UL 1015 B/W Leads 105°C
1/8 IP-Inside Extrusion Double Leg
75W-125V

Intermediate Base Porcelain Sockets



90-1554 1¾"

Screw Terminals
1/8 IP Inside Extrusion
Single Leg
75W-250V



90-1555 1¾"

1/8 IP Inside Extrusion
8" AWM B/W 105°C Leads
Pulled Thru Single Leg
75W-250V

Threaded G-9 Sockets



80-1582
 Porcelain Socket
 Push-In Terminals
 1/8 IP Hickey Inside Extrusion
 Double Leg



80-1589 21" Leads
80-1590 72" Leads
 Porcelain Socket w/Ring
 UL 10362 Leads
 1/8 IP Hickey Inside Extrusion
 Double Leg

*Halogen Double Loop
 G-9 Socket 120V*



80-1500
 Phenolic Socket
 20" UL 1430 B/W Leads
 1/8 IP Bushing

G-9 Socket Accessories



S4614
 G-9 Bulb



80-1591
 Tubular Clear Glass
 with Threads



80-1583
 Chrome Ring
 to Stop Tubular Glass

Porcelain

Porcelain Halogen Sockets



US

90-1553

Round Halogen Socket
1/8 IP Hickey
G4-GX5.3-GY6.35 Base
8" SF-1 200°C Leads
1000W-250V



US
LISTED

90-1590 6" Leads
80-2049 12" Leads

Round Halogen Socket
G4-GX5.3-GY6.35 Base
SF-1 200°C Leads
750W-250V



US

80-1668 8" Leads
80-2044 24" Leads

Round Analog Socket
GX5.3-GY6.35 Base
SF-1 200°C Leads
75W-250V



US
LISTED

80-1813

Halogen Socket w/Metal
Plate & 2 Mounting Holes
GX5.3 Base
8" 180°C Leads
750W-250V



US

80-1816

GU7 Halogen Socket
6" 18 GA 200°C
Teflon Wire
1000W-250V



US

90-475

MR16 Socket
GX5.3 Base
6" SF-1 200°C Leads
75W-250V



US

90-1080

Mini Can Halogen Socket
Screw Mount Bracket
E11 Base 6" SF-1 200°C Leads
1000W-250V



US

80-1873

G8 Porcelain
Halogen Socket
6" 200°C Leads
1000W-250V



US

80-2019

Round Halogen Socket
1/8 IP Hickey w/Spring Clip
8" SF-1 200°C Leads
1000W-250V



US

80-1796

GU10 Socket
1/8 IP Hickey
8" SF-1 200°C Leads
1000W-250V



US

90-1552

Round Halogen Socket
GU10 w/Mounting Holes
8" SF-1 200°C Leads
1000W-250V




US

90-1081

Porcelain 4 Terminal
Wire Connector
1000W-250V

Porcelain Halogen Sockets **RU** **cRU**



90-1078
78mm Double Ended
Halogen Socket
R7S Base, 6" SF-1 200°C Leads
1000W-250V



90-1077
118mm Double Ended
Halogen Socket
R7S Base, 6" SF-1 200°C Leads
1000W-250V



90-1561 6" SF-1 200°C Leads
80-2004 18" SF-1 200°C Leads
Halogen Socket - R7S Base
1000W-250V



90-474
Double Ended Halogen Socket Set
R7S Base, 12" SF-1 200°C Leads
500W-250V



80-1742
G4 Wedge Type
8" SF-1 200°C Leads
1000W-250V



80-1741
G9 Porcelain Smooth Body
U-Channel Hickey Push-in Wiring
500W-250V



80-1872
HID Socket
G12 - 5KV 8" SF-2 Leads
6A-1000V



See pg. 127 for
Additional Wire
Connectors

Porcelain Wire Connectors High Heat 300V **UL**



90-1311
Small
Rated Up to
2 #18



90-1312
Medium
Rated Up to
4 #18



90-1313
Large
Rated Up to
6 #18

Metal • Phenolic



SOCKETS & LAMP HOLDERS

Bayonet Base Single Contact Sockets



80-2099
1/8 IP Nipple
8" AWM B/W Leads 105°C
Pulled Thru
500W-125V



90-1558 8" Leads
80-1997 36" Leads
1/8 IP Nipple
AWM B/W Leads 105°C
Pulled Thru
500W-125V

Bayonet Base Double Contact Sockets



90-1559
1/8 IP Nipple
Angle Bracket
8" AWM B/W Leads 105°C
Pulled Thru
500W-125V



90-1560
Flat Mounting Bracket
Screw Holes 1 1/4" CC
8" AWM B/W Leads 105°C
500W-125V

Linear Sockets (non-UL)



90-250
Replacement for 2 Base lamp ONLY
(2 Base Lamp shown on the right)
NEED 2 PIECES PER LAMP!



90-248
1 Base
Replacement for old style 1 Base lamp ONLY
(Old Style 1 Base Lamp shown on the right)

2 Base Linear Lamp - T10 S14S Base



S4894 LN60 19 11/16" M.O.L.
60W-125V

S4895 LN150 39 1/8" M.O.L.
150W-125V



1 Base Lamp

Medium Base



80-1926

Medium Base Glazed
Porcelain Pull Chain Socket
CSSNP
250W-250V



90-1112

Two Piece Medium Base
Porcelain Sign Receptacle
Screw Terminals
1½" x 1⅝"
660W-250V



90-425

Two Piece Medium Base
Porcelain Sign Receptacle
Screw Terminals
1½" x 1⅝"
660W-250V



90-1111

Two Piece Medium Base
Porcelain Sign Receptacle
8" AWM B/W Leads 105°C
1½" x 1⅝"
660W-250V



90-449

Medium Base, Snap-In
Phenolic Sign Receptacle
Lay-In Wiring-Twist Top
660W-250V



90-1113 Brown
90-2452 White

Medium Base Phenolic Receptacle
w/Mounting Holes
Screw Terminals
660W-250V



90-1097 Standard Screw Shell
80-2100 Left Hand Screw Shell (non-UL)
Rubber Coated
Pigtail with 6" Leads
660W-600V

Medium Base Porcelain Pony Cleat



80-1748

Screw Terminals - CSSNP
660W-250V



90-1076

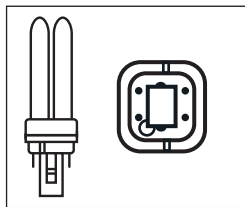
Miniature Base
Plastic Receptacle
75W-125V



90-532

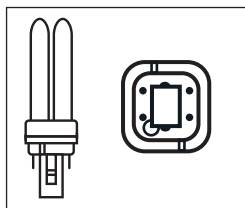
Candelabra Base
Plastic Receptacle
75W-125V

Quad Tube 4-Pin for Electronic & Dimming Ballasts



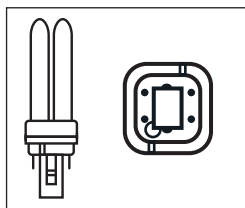
T4 Bulb 13W
G24q-1 Base

Cat. No.	Lamp Code	CCT (K)	CRI	Hours	Lumens	MOL	Packaging	Master
S8329	CFD13W/4P/827/ENV	2700	82	10,000	900	5.2"	Hang Box	50
S8330	CFD13W/4P/830/ENV	3000	82	10,000	900	5.2"	Hang Box	50
S8331	CFD13W/4P/835/ENV	3500	82	10,000	900	5.2"	Hang Box	50
S8332	CFD13W/4P/841/ENV	4100	82	10,000	900	5.2"	Hang Box	50



T4 Bulb 18W
G24q-2 Base

Cat. No.	Lamp Code	CCT (K)	CRI	Hours	Lumens	MOL	Packaging	Master
S8333	CFD18W/4P/827/ENV	2700	82	10,000	1250	5.8"	Hang Box	50
S8334	CFD18W/4P/830/ENV	3000	82	10,000	1250	5.8"	Hang Box	50
S8335	CFD18W/4P/835/ENV	3500	82	10,000	1250	5.8"	Hang Box	50
S8336	CFD18W/4P/841/ENV	4100	82	10,000	1250	5.8"	Hang Box	50



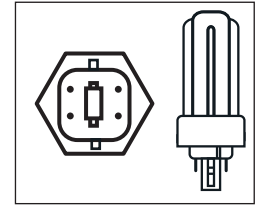
T4 Bulb 26W
G24q-3 Base

Cat. No.	Lamp Code	CCT (K)	CRI	Hours	Lumens	MOL	Packaging	Master
S8337	CFD26W/4P/827/ENV	2700	82	10,000	1825	6.5"	Hang Box	50
S8338	CFD26W/4P/830/ENV	3000	82	10,000	1825	6.5"	Hang Box	50
S8339	CFD26W/4P/835/ENV	3500	82	10,000	1825	6.5"	Hang Box	50
S8340	CFD26W/4P/841/ENV	4100	82	10,000	1825	6.5"	Hang Box	50



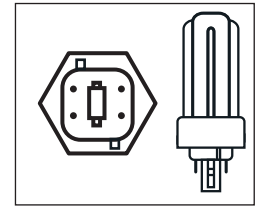
NOTE: These 4-pin CF lamp have an internal end-of-life mechanism (EOL) that shuts down the lamp preventing abnormal end-of-life failure modes. This lamp was designed for use with high frequency ballasts that do not have their own end-of-life (lamp) sensing circuits, but it is also compatible with high frequency ballasts that have their own end-of-life (lamp) sensing circuits.

Cat. No.	Lamp Code	CCT (K)	CRI	Hours	Lumens	MOL	Packaging	Master
S8396	CFT13W/4P/830/ENV	3000	82	10,000	900	4.2"	Hang Box	50
S8397	CFT13W/4P/835/ENV	3500	82	10,000	900	4.2"	Hang Box	50
S8398	CFT13W/4P/841/ENV	4100	82	10,000	900	4.2"	Hang Box	50



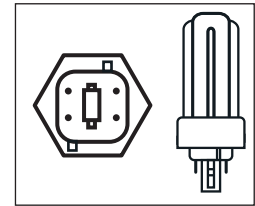
T4 Bulb 13W
GX24q-1 Base

Cat. No.	Lamp Code	CCT (K)	CRI	Hours	Lumens	MOL	Packaging	Master
S8341	CFT18W/4P/827/ENV	2700	82	10,000	1200	4.4"	Hang Box	50
S8342	CFT18W/4P/830/ENV	3000	82	10,000	1200	4.4"	Hang Box	50
S8343	CFT18W/4P/835/ENV	3500	82	10,000	1200	4.4"	Hang Box	50
S8344	CFT18W/4P/841/ENV	4100	82	10,000	1200	4.4"	Hang Box	50



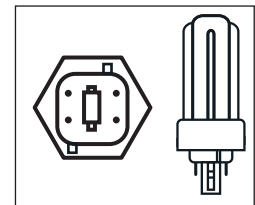
T4 Bulb 18W
GX24q-2 Base

Cat. No.	Lamp Code	CCT (K)	CRI	Hours	Lumens	MOL	Packaging	Master
S8345	CFT26W/4P/827/ENV	2700	82	10,000	1800	5"	Hang Box	50
S8346	CFT26W/4P/830/ENV	3000	82	10,000	1800	5"	Hang Box	50
S8347	CFT26W/4P/835/ENV	3500	82	10,000	1800	5"	Hang Box	50
S8348	CFT26W/4P/841/ENV	4100	82	10,000	1800	5"	Hang Box	50



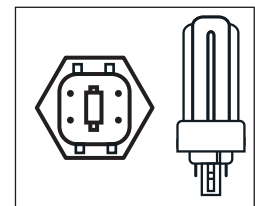
T4 Bulb 26W
GX24q-3 Base

Cat. No.	Lamp Code	CCT (K)	CRI	Hours	Lumens	MOL	Packaging	Master
S8349	CFT32W/4P/827/ENV	2700	82	10,000	2400	5.6"	Hang Box	50
S8350	CFT32W/4P/830/ENV	3000	82	10,000	2400	5.6"	Hang Box	50
S8351	CFT32W/4P/835/ENV	3500	82	10,000	2400	5.6"	Hang Box	50
S8352	CFT32W/4P/841/ENV	4100	82	10,000	2400	5.6"	Hang Box	50



T4 Bulb 32W
GX24q-3 Base

Cat. No.	Lamp Code	CCT (K)	CRI	Hours	Lumens	MOL	Packaging	Master
S8353	CFT42W/4P/827/ENV	2700	82	10,000	3200	6.5"	Hang Box	50
S8354	CFT42W/4P/830/ENV	3000	82	10,000	3200	6.5"	Hang Box	50
S8355	CFT42W/4P/835/ENV	3500	82	10,000	3200	6.5"	Hang Box	50
S8356	CFT42W/4P/841/ENV	4100	82	10,000	3200	6.5"	Hang Box	50



T4 Bulb 42W
GX24q-4 Base

Push Tab Lock GU24 – 4-Pin CFL

Electronic Self-Ballasted CFL Lampholders – Less Caps – 2 Yr. Warranty (Replacement Only)



SOCKETS & LAMP HOLDERS



Smooth Phenolic

80-1710 120V, 60Hz, 0.17A
80-2073 277V, 60Hz, 0.17A
 13W G24q-1 & GX24q-1
 Height: 2"



Smooth Phenolic

80-1712 120V, 60Hz, 0.23A
80-2075 277V, 60Hz, 0.23A
 18W G24q-2 & GX24q-2
 Height: 2"



Smooth Phenolic

80-1949 120V, 60Hz, 0.34A
80-2077 277V, 60Hz, 0.34A
 26W G24q-3 & GX24q-3
 Height: 2"



Phenolic w/Uno Ring

80-1711 120V, 60Hz, 0.17A
80-2074 277V, 60Hz, 0.17A
 13W G24q-1 & GX24q-1
 Height: 2"



Phenolic w/Uno Ring

80-1713 120V, 60Hz, 0.23A
80-2076 277V, 60Hz, 0.23A
 18W G24q-2 & GX24q-2
 Height: 2"



Phenolic w/Uno Ring

80-1950 120V, 60Hz, 0.34A
80-2078 277V, 60Hz, 0.34A
 26W G24q-3 & GX24q-3
 Height: 2"



Phenolic w/Uno Ring

80-1869 120V, 60Hz, 0.34A
 26W G24q-3 & GX24q-3
 Height: 2 3/4"



Phenolic w/Uno Ring

80-1891 120V, 60Hz, 0.34A
 32W G24q-3 & GX24q-3
 Height: 2 3/4"



Phenolic w/Uno Ring

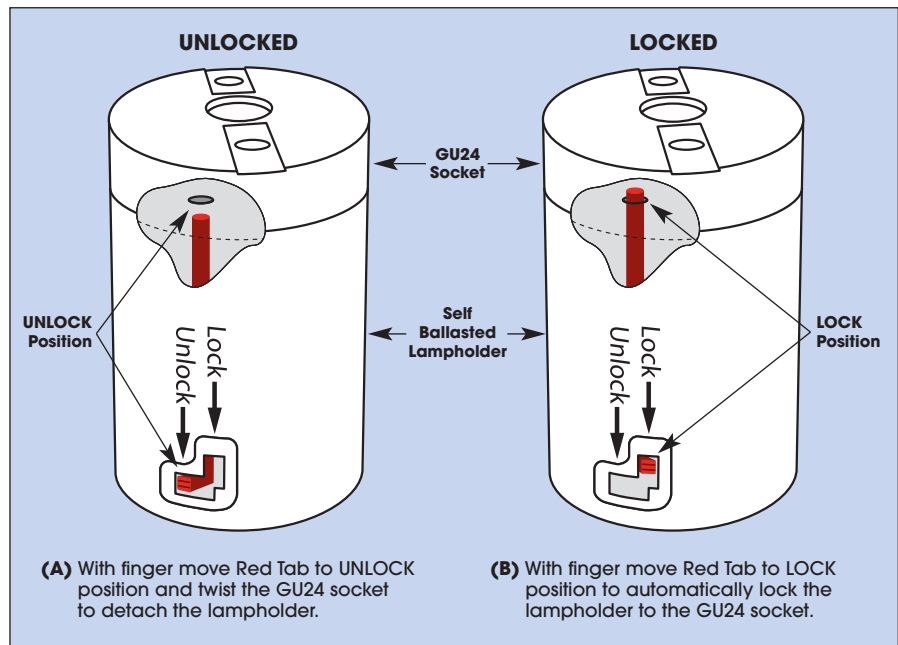
80-2104 120V, 60Hz, 0.34A
 42W G24q-4 & GX24q-4
 Height: 2 3/4"

NOTE: Maximum 6 Ballasts to a Harness Set

TAB LOCKING GU24 SOCKET (pat. pending)

FEATURES:

- These are Self-Ballasted Lampholders, with electronic ballasts built in for CFLs.
- For use in dry, damp and wet locations.
- Withstand dielectric voltage test (Hi-Pot) at 1250V for one minute.
- Instant start
- Power Factor (PF) >50%.
- Ambient Temperature: -20°C ~ 50°C.
- Automatically protected from:
 - Poor contact between lamp & lampholder
 - Air leakage into bulb
 - Damaged bulb
- A quick-blow fuse is integrated into the lampholder to protect against power surges and the lampholder would have to be replaced when the fuse is blown.





CFL Self Ballast GU24 – also for 4-Pin Ballast & Socket Combinations

SOCKETS & LAMP HOLDERS



80-1715
1/8IP Bushing, Height: 1/2",
24" 18AWM 105° Leads



80-1717
w/Ring U-Channel 1/8IP Hickey
Height: 2", Screw Terminals



80-1714 24" 18AWM 105° Leads
80-2594 60" 18AWM 105° Leads
U-Channel 1/8IP Hickey, Height: 1 1/4"



80-1716
w/Ring U-Channel 1/8IP Hickey
Height: 2", 24" 18AWM 105° Leads



80-1720
Side Mount 1/8IP Hickey, Height: 1/2",
24" 18AWM 105° Leads



80-1721
w/Ring U-Channel 1/8IP Hickey, Height: 2",
24" 18AWM 105° Leads w/24" Ground Wire Attached PTH

CFL Self-Ballast GU24 Lamps

T2 Mini Spiral

- S8201** 9W-2700K
- S8202** 11W-2700K
- S8203** 13W-2700K

T3 Mini Spiral

- S8204** 15W-2700K
- S8205** 18W-2700K
- S8206** 23W-2700K
- S8207** 26W-2700K

T2 Squat Spiral

- S8227** 13W-2700K
- S8228** 18W-2700K



T2 Mini Spiral T3 Mini Spiral T2 Squat Spiral

GU24 Socket Reducer

- 80-1888** Locking Function
- 90-2434** Removable Grip Function
Medium to GU24 Reducer
660W-250V



80-2105
Uno Ring

3 Step Safety Design GU24 – 4-Pin CFL – 120V / 277V

Electronic Self-Ballasted CFL Lampholders – Less Caps – 2 Yr. Warranty (Replacement Only)



SOCKETS & LAMP HOLDERS



Smooth Phenolic

80-1846 120V, 60Hz, 0.15A
80-1852 277V, 60Hz, 0.15A
 13W G24q-1 & GX24q-1
 Height: 2"



Smooth Phenolic

80-1847 120V, 60Hz, 0.20A
80-1853 277V, 60Hz, 0.20A
 18W G24q-2 & GX24q-2
 Height: 2"



Smooth Phenolic

80-1848 120V, 60Hz, 0.30A
80-1854 277V, 60Hz, 0.30A
 26W G24q-3 & GX24q-3
 Height: 2"



Phenolic w/Uno Ring

80-1849 120V, 60Hz, 0.15A
80-1855 277V, 60Hz, 0.15A
 13W G24q-1 & GX24q-1
 Height: 2"



Phenolic w/Uno Ring

80-1850 120V, 60Hz, 0.20A
80-1856 277V, 60Hz, 0.20A
 18W G24q-2 & GX24q-2
 Height: 2"



Phenolic w/Uno Ring

80-1851 120V, 60Hz, 0.30A
80-1857 277V, 60Hz, 0.30A
 26W G24q-3 & GX24q-3
 Height: 2"

NOTE: Maximum 6 Ballasts to a Harness Set

3 STEP SAFETY DESIGN GU24 SOCKET INSTRUCTIONS

STEP 1 Turn the locking device on the ballast housing (B) to position "1" and insert the pins on the ballast housing (B) into the cap (A) of the GU24 lampholder & turn cap to the right to lock (Fig. 1 & 2).

STEP 2 Set the locking device on the ballast housing (B) to position "2" and install the bulb (Fig. 3 & 4).

STEP 3 Twist the bulb & locking device on the ballast housing (B) to position "3" to lock (Fig. 5).

RE-LAMPING Twist the bulb & locking device on the ballast housing to position "2" to remove & re-install the bulb. Twist the bulb & locking device on the ballast housing to position "3" to re-lock.

Figure 1

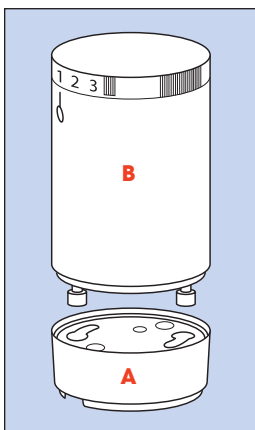


Figure 2

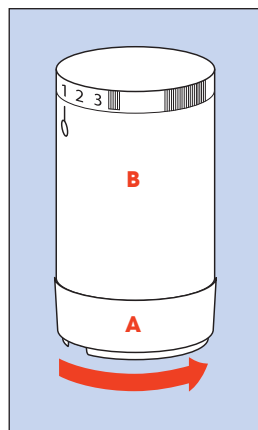


Figure 3

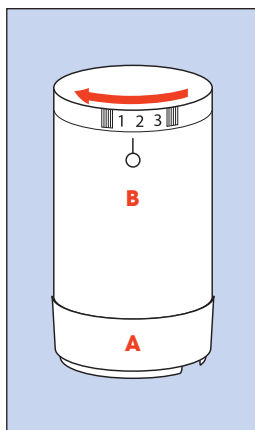


Figure 4

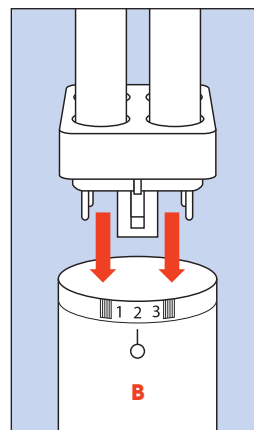
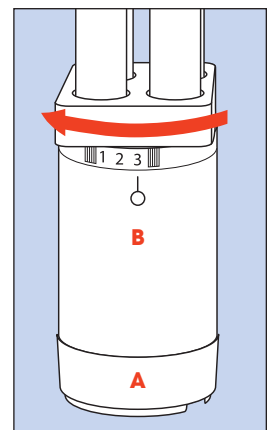


Figure 5





3 Step Safety Design GU24 – 4-Pin Ballast & Socket Combinations – also for GU24 Self Ballasted

SOCKETS & LAMPHOLDERS



80-1858 24" 18AWM 105° Leads
80-1934 W/Quick Wire Terminals
 U-Channel 1/8IP Hickey, Height: 1 1/8"



80-1859 24" 18AWM 105° Leads
80-1935 W/Quick Wire Terminals
 1/8IP Bushing, Height: 3/4"



80-1860 24" 18AWM 105° Leads
80-2005 13" 18AWM 105° Leads & 13" Ground Wire
 Snap Bracket, Height: 3/4"



80-1861
 L- Bracket, Height: 3/4"
 24" 18AWM 105° Leads



80-1862 24" 18AWM 105° Leads
80-1953 W/Quick Wire Terminals
 Side Mount Bracket, Height: 3/4"



80-1863
 Double Snap Bracket, Height: 3/4"
 24" 18AWM 105° Leads

CFL Self-Ballast GU24 Lamps

T2 Mini Spiral

- S8201** 9W-2700K
- S8202** 11W-2700K
- S8203** 13W-2700K

T3 Mini Spiral

- S8204** 15W-2700K
- S8205** 18W-2700K
- S8206** 23W-2700K
- S8207** 26W-2700K

T2 Squat Spiral

- S8227** 13W-2700K
- S8228** 18W-2700K



T2 Mini Spiral T3 Mini Spiral T2 Squat Spiral

GU24 Socket Reducer

- 80-1888** Locking Function
- 90-2434** Removable Grip Function
 Medium to GU24 Reducer
 660W-250V



80-1955
 Uno Ring

With L-Bracket Cap (unassembled) *GU24 – 4-Pin CFL*

2 Yr. Warranty (Replacement Only)



SOCKETS & LAMP HOLDERS



80-1773

13W L-Bracket Height: 2 1/2"
14" 105°C Leads
G24q-1 and GX24q-1
120VAC, 60Hz, 200MA



80-1774

18W L-Bracket Height: 2 1/2"
14" 105°C Leads
G24q-2 and GX24q-2
120VAC, 60Hz, 250MA



80-1775

26W L-Bracket Height: 2 3/4"
14" 105°C Leads
G24q-3 and GX24q-3
120VAC, 60Hz, 350MA

NOTE: Maximum 6 Ballasts to a Harness Set



Ceiling Receptacles GU24 – Self Ballasted Lamp

GU24 Fluorescent Phenolic & Porcelain Receptacles with Screw Terminals

90-2467 Phenolic

Keyless White Phenolic
GU24 Ceiling Receptacle
Screw Terminals
75W-250V



90-2579 Porcelain

Keyless White Porcelain
GU24 Ceiling Receptacle
Screw Terminals
75W-250V



See Page 79 for Accessory Item:
90-2513 6.2" White Lexan Lens

90-2468 Phenolic

White Phenolic GU24
On-Off Pull-Chain
Ceiling Receptacle
Screw Terminals
75W-250V



90-2581 Porcelain

White Porcelain GU24
On-Off Pull-Chain
Ceiling Receptacle
Screw Terminals
75W-250V



90-2483 Phenolic

White Phenolic GU24 On-Off
Pull-Chain Ceiling Receptacle
w/Grounded Outlet
Screw Terminals
75W-250V



FLUORESCENT RECEPTACLES



Pre-wired Ceiling Receptacles GU24 – Self Ballasted Lamp



GU24 Fluorescent Phenolic & Porcelain Receptacles with Leads

SOCKETS & LAMP HOLDERS

90-2469 Phenolic

Keyless White Phenolic
GU24 Ceiling Receptacle
6" AWM B/W Leads 105°C
75W-250V



90-2580 Porcelain

Keyless White Porcelain
GU24 Ceiling Receptacle
6" AWM B/W Leads 105°C
75W-250V



90-2470 Phenolic

White Phenolic GU24
On-Off Pull-Chain Ceiling Receptacle
6" AWM B/W Leads 105°C
75W-250V



90-2582 Porcelain

White Porcelain GU24
On-Off Pull-Chain Ceiling Receptacle
6" AWM B/W Leads 105°C
75W-250V



90-2484 Phenolic

White Phenolic GU24 On-Off Pull-Chain
Ceiling Receptacle w/ Grounded Outlet
6" AWM B/W Leads 105°C
75W-250V



CFL Self-Ballast GU24 Lamps

T2 Mini Spiral

- S8201** 9W-2700K
- S8202** 11W-2700K
- S8203** 13W-2700K

T3 Mini Spiral

- S8204** 15W-2700K
- S8205** 18W-2700K
- S8206** 23W-2700K
- S8207** 26W-2700K

T2 Squat Spiral

- S8227** 13W-2700K
- S8228** 18W-2700K



T2 Mini Spiral



T3 Mini Spiral



T2 Squat Spiral



Ceiling Receptacle GU24 w/Lexan Lens – for Self Ballasted Lamps

*GU24 Fluorescent Pull Chain Receptacle & Lens (2-Piece Set)
for Self Ballasted Lamps – 15W Maximum.*



(2 Piece Set)

90-2499 (Shown Unassembled)

90-2499

*GU24 Pull Chain Ceiling Receptacle w/Lens
2 Knockouts 5.5" White Lens
2 Piece Set*

**GU24 Fluorescent Keyless Receptacle & Lens (Sold Separately)
for Self Ballasted Lamps – 15W Maximum.**



(Base Only)

90-2467

*GU24 Keyless Ceiling Receptacle
Screw Terminals
Base Only*



(Lens Only)

90-2513

*6.2" White Lexan Lens for
GU24 Keyless Ceiling Receptacle
Lens Only*



90-2467/90-2513 (Shown Assembled)



Socket – 2-Pin Lamps




90-1540
Horizontal Snap-In
G23–G23-2 Base
For: CF5, 7, 9DS and CF9DD



90-1541
Horizontal Screw Down
G23–G23-2 Base
For: CF5, 7, 9DS and CF9DD



90-1542
Vertical Screw Down
G23–G23-2 Base
For: CF5, 7, 9DS and CF9D




90-1543
Horizontal Snap-In
GX23 and GX23-2 Base
For: CF13DS and CF13DD




90-1544
Horizontal Screw Down
GX23 and GX23-2 Base
For: CF13DS and CF13DD



90-1545
Vertical Screw Down
GX23 and GX23-2 Base
For: CF13DS and CF13DD



90-1547
18W Two-Pin Bottom Screw Down
G24D-2 and GX24D-2 Base
For: CF18DD and CF18DT



90-1548
26W Two-Pin Bottom Screw Down
G24D-3 and GX24D-3 Base
For: CF26DD and CF26DT



Socket – 2 & 4-Pin Lamps Rated 75W–600V

Socket – 2-Pin Lamps



80-1506

13W 2-Pin Lampholder w/Uno Thread & Ring
Height: 1 1/2", Push-In Terminals Solid Wire
w/U Channel 1/8IP Hickey, GX23 Twin, GX23-2 Quad
75W-600V



80-1227

13W Bright Gilt Socket
w/Fluorescent GX23 and GX23-2
2-Pin Lampholder, Height: 2"
75W-600V

Socket – 4-Pin Lamp



80-1228

13W Bright Gilt Socket
w/Fluorescent G24Q and GX24Q-1
4-Pin Lampholder, Height: 1 1/4"
75W-600V

SOCKETS & LAMPHOLDERS

VERTICAL MOUNT Socket – 4-Pin Lamps



90-1549

13W Four-Pin Bottom Screw Down
G24Q-1 and GX24Q-1 Base
For: CF13DD/E and CF13DT/E
Vertical Mount



90-1550

18W Four-Pin Bottom Screw Down
G24Q-2 and GX24Q-2 Base
For: CF18DD/E and CF18DT/E
Vertical Mount



90-1551

26-32W Four-Pin Bottom Screw Down
G24Q-3 and GX24Q-3 Base
For: CF26DD/E and CF26DT/E
Vertical Mount



90-2498

42W Four-Pin Bottom Screw Down
G42Q-4 and GX24Q-4 Base
For: CF42DD/E and CF42DT/E
Vertical Mount

HORIZONTAL MOUNT Socket – 4-Pin Lamps



80-2106

13W Four-Pin Screw Down
G24Q-1 and GX24Q-1 Base
For: CF13DD/E and CF13DT/E
Horizontal Mount



80-2107

18W Four-Pin Screw Down
G24Q-2 and GX24Q-2 Base
For: CF18DD/E and CF18DT/E
Horizontal Mount



80-2108

26-32W Four-Pin Screw Down
G24Q-3 and GX24Q-3 Base
For: CF26DD/E and CF26DT/E
Horizontal Mount



80-2109

42W Four-Pin Screw Down
G42Q-4 and GX24Q-4 Base
For: CF42DD/E and CF42DT/E
Horizontal Mount



2-Pin CFL



4-Pin CFL

Shallow Base



SOCKETS & LAMPHOLDERS

T8 & T12 Slimline Single Pin Fluorescent Sockets



80-1496 Plunger
1 3/4"H x 1 1/4"W x 1 1/4"D



80-1497 Fixed
1 3/4"H x 1 1/4"W x 1 1/4"D

Shallow Base
Slide-On Quick Wire for
Wet and Damp Locations
Rapid Start for 20 Gauge Panels
Strip 3/8"-1/2"
660W-1000V

T8 & T12 (HO) High Output Fluorescent Sockets - Recessed Double Contact



80-1498 Plunger
1 7/8"H x 1 3/8"W x 1 1/4"D



80-1499 Fixed
1 7/8"H x 1 3/8"W x 1 1/4"D

Quickwire Terminals
Accept Up to 18 Gauge
Solid Or Tinned Leads
Slide-On Shallow Base
Rapid Start
Strip 3/8"-1/2"
660W-1000V



Medium Profile - T8 & T12

Rotary Locking T8-T12
Used in Troffers
and Wrap Fixtures
for Retro Fit Kits
and Replacement
Snap Wing Mounting
Made from Urea
660W-600V



80-1252 Shunted for Instant Start
Ballast Applications
80-1253 Rapid Start Applications
1 1/2"H x 1 1/4"W x 3/4"D



Standard Twist-In
Used in Troffers
and Wrap Fixtures
Slide-On Mounting
Made from Urea
660W-600V

80-1254 Rapid Start Applications, Slide-On Mounting
20 Gauge Slots Upper and Lower
80-1255 Shunted for Instant Start Ballast Applications
Slide-On Mounting, 20 Gauge Slots Upper
and 18 Gauge Lower
1 5/8"H x 1 1/4"W x 3/4"D

Twist-In T12 Shunted
Dedicated T8 Lampholder
w/T12 Stop
Used in Troffers
and Wrap Fixtures
Slide-On Mounting
20 Gauge Slots Upper
and 18 Gauge Slots Lower
Made from Urea
660W-600V



80-1256 Shunted for Instant Start
Ballast Applications
1 5/8"H x 1 1/4"W x 3/4"D



U-Bend Straight In
Used for 2x2 Troffers
Slide-On Mounting
20 Gauge Slots
Upper and Lower
Made from Urea
660W-600V

80-1257 Rapid Start Applications
80-1258 Shunted for Instant Start
Ballast Applications
1 7/8"H x 1 1/4"W x 3/4"D

Tall Profile



80-1245 Shunted for Instant Start
Ballast Applications
80-1246 Rapid Start Applications
Tall Rotary Locking T8/T12
Used in Troffers and Wrap Fixtures
for Retro Fit Kits/Replacements
Snap Wing Mounting
Made from Urea 660W-600V
1 3/4"H x 1 1/8"W x 7/8"D



80-1247 Tall Standard
Twist-In
Used in Strip Fixtures
for Rapid Start Applications
Slide-On Mounting
20 Gauge Slots Upper and Lower
Made from Urea 660W-600V
2"H x 1 1/4"W x 3/4"D




80-1248 Tall Standard Twist-In
Externally Shunted
Used in Strip Fixtures
for Instant Start Ballasts
Slide-On Mounting
20 Gauge Slots Upper
and 18 Gauge Lower
Made from Urea 660W-600V
2"H x 1 1/4"W x 3/4"D

FLUORESCENT LAMPHOLDERS



Lampholders • Starter Holders • Circle Connectors

SOCKETS & LAMPHOLDERS



80-1249
Butt-On Mounting
T8 or T12 Lampholder
Rapid Start Applications
660W-600V
1 7/16"H x 1 3/8"W x 3/8"D



80-1250
Fluorescent Starter Holder
Snap-In Mounting Spring
660W-250V
1 1/4"L x 7/8"W x 3/8"D



80-1944
T5 Lampholder - Slide-On,
Rotary Locking
Rapid Start Applications
120W-600V
1 1/8"H x 7/8"W x 5/8"D



80-1251
T5 Lampholder
w/8" AWM B/W Solid Leads
for Retro Fit and Replacement
Tall Right Angle Bracket
660W-600V
1 1/4"H x 5/8"W x 3/8"D



80-1490
Circle Connector-Quickwire
Used with High Voltage
Instant Starting Transformers
Accepts 18AWG Leads
Solid or Stranded w/Brass
Alloy Contact
660W-600V
7/8"H x 5/8"W



Low Profile Long Twin Tube Lampholders 2G11 Lampholders



80-1600

Horizontal Snap-In Mounting
Multiple Bottom Push-In Wiring Ports
Metal-Spring Lamp Retainer Clip
660W-600V
1 5/8"H x 1 7/8"W x 3/4"D



80-1601

Shunted Horizontal Snap-In Mounting
for Electronic Ballasts
Bottom Push-In Wiring
660W-600V
1 5/8"H x 1 7/8"W x 3/4"D



80-1602

Shunted Vertical Snap-In Mounting
for Electronic Ballasts
Side Push-In Wiring
Wireways Allow Routing on Top
or Bottom of Mounting Panel
660W-600V
2"H x 1 1/4"W x 3/4"D

2G11 Lamp Support Clips



80-1603

Clear Vertical Clip
UV Stable Polycarbonate
Panel Thickness .023 - .039 (0.58 -0.99)
Max. Including paint
1 1/8"H x 7/8"W



80-1604

Clear Horizontal Clip
UV Stable Polycarbonate
Panel Thickness .023 - .039 (0.58 -0.99)
Max. Including paint
1 1/4"H x 1 5/8"W

4-Pin Long Twin Tube Lampholder & Clips



80-1605

4-Pin Long Twin Tube Lampholder
Molded White Thermosetting Urea
Copper Alloy, Double-Edge Contacts
Push-In Wiring
Accepts 18AWG Leads - Solid, Solder
Dipped or Twisted Tinned & Fused
660W-600V
1 7/8"H x 2 1/8"W x 7/8"D



80-1606

Clear Plastic Horizontal Clip
Panel Thickness .023 - .039 (0.58 -0.99)
Max. Including paint
1 1/4"H x 1 5/8"W

Magnetic

T8 and T12 Preheat / Trigger Start Ballasts

Cat. No.	Primary Lamp	No. of Lamps	Input Voltage	Ballast Code	Start Method	Potted	Master
S5268	F15T12	1	120	MB1X15/120PH/TP	Trigger	Yes	16
S5269	F20T12	1	120	MB1X20/120PH/TP	Preheat	Yes	40
S5270	F20T12	1	120	MB1X20/120PH/TP	Preheat	No	40
S5271	F20T12	2	120	MB2X20/120PH/TP	Trigger	Yes	16

Listed for: F14T8, F14T12, F15T8, F15T12, F20T12 Lamps
 (Preheat ballasts require the use of a starter, Trigger start ballasts eliminate the need for a starter)

T12 Rapid Start Ballasts

Cat. No.	Primary Lamp	No. of Lamps	Input Voltage	Ballast Code	Sound Rating	Power Factor	Master
S5170	F30T12	2	120	MB2X30/120RS/SRNK	Class A	HPF	10
S5171	F30T12	2	277	MB2X30/277RS/SRNK	Class A	HPF	10

Listed for: F25T12/SS, F30T12 Lamps

S5274	F34T12	1	120	MB1X40/120RS/SRNK	Class A	HPF	10
S5275	F34T12	1	277	MB1X40/277RS/SRNK	Class A	HPF	10

Listed for: F25T12/SS, F30T12, F34T12, FB34T12, F40T10, F40T12, FB40T12 Lamps

S6620	F34T12	2	120	MB2X40/120RS/SRNK	Class A	HPF	10
S6622	F34T12	2	277	MB2X40/277RS/SRNK	Class A	HPF	10

Listed for: F34T12, FB34T12, F40T10, F40T12, FB40T12 Lamps

S5276	F40T12	1	120	MB1X40/120RES/SRNK	Class A	HPF	16
-------	--------	---	-----	--------------------	---------	-----	----

Listed for: F40T12 FULL WATTAGE ONLY - Residential Application

T12 Instant Start Slimline Ballasts

Cat. No.	Primary Lamp	No. of Lamps	Input Voltage	Ballast Code	Sound Rating	Power Factor	Master
S5277	F48T12	2	120	MB2X48/120IS/SRNK	Class B	HPF	6
S5278	F48T12	2	277	MB2X48/277IS/SRNK	Class B	HPF	6

Listed for: F48T12/SS, F48T12 Lamps

S5279	F96T12	1	120	MB1X96/120IS/SRNK	Class B	HPF	6
S5280	F96T12	1	277	MB1X96/277IS/SRNK	Class B	HPF	6
S6621	F96T12	2	120	MB2X96/120IS/SRNK	Class B	HPF	6
S5281	F96T12	2	277	MB2X96/277IS/SRNK	Class B	HPF	6

Listed for: F60T12, F64T12, F72T12, F84T12, F96T12/SS, F96T12 Lamps

Preheat/Trigger Start



Rapid Start



Instant Start Slimline



T12 HO (800mA) Rapid Start Ballasts

Cat. No.	Primary Lamp	No. of Lamps	Input Voltage	Ballast Code	Sound Rating	Power Factor	Master
S5282	F96T12/HO	1	120	MB1X96HO/120RS/SRNK	Class C	HPF	4
S5283	F96T12/HO	1	277	MB1X96HO/277RS/SRNK	Class C	HPF	4
S5284	F96T12/HO	2	120	MB2X96HO/120RS/SRNK	Class C	HPF	4
S5285	F96T12/HO	2	277	MB2X96HO/277RS/SRNK	Class C	HPF	4

Listed for all T12 HO lamps 18" thru 96": F18T12, F24T12, F30T12, F42T12, F48T12/SS, F48T12, F60T12, F64T12, F72T12, F84T12, F96T12/SS, F96T12/CT, F96T12

T12 HO (800mA) Rapid Start Sign Ballasts

Cat. No.	Primary Lamp	No. of Lamps	Input Voltage	Ballast Code	Total Lamp Length	Master
S5290	T12/RS/HO	1-2	120	MSB-12-0412-TP	4 ft. to 12 ft.	1
S5291	T12/RS/HO	2-4	120	MSB-24-0620-TP	6 ft. to 20 ft.	1
S5292	T12/RS/HO	2-4	120	MSB-24-1224-TP	12 ft. to 24 ft.	1
S5293	T12/RS/HO	2-4	120	MSB-24-2040-TP	20 ft. to 40 ft.	1
S5294	T12/RS/HO	4-6	120	MSB-46-1240-TP	12 ft. to 40ft.	1
S5295	T12/RS/HO	4-6	120	MSB-46-2448-TP	24 ft. to 48 ft.	1

Listed for all T12 HO lamps 18" thru 96": F18T12, F24T12, F30T12, F42T12, F48T12/SS, F48T12, F60T12, F64T12, F72T12, F84T12, F96T12/SS, F96T12/CT, F96T12

T12 VHO (1500mA) Rapid Start Ballasts

Cat. No.	Primary Lamp	No. of Lamps	Input Voltage	Ballast Code	Sound Rating	Power Factor	Master
S5264	F96T12/VHO	1	120	MB1X96VHO/120RS/SRNK	Class D	HPF	4
S5265	F96T12/VHO	1	277	MB1X96VHO/277RS/SRNK	Class D	HPF	4
S5266	F96T12/VHO	2	120	MB2X96VHO/120RS/SRNK	Class D	HPF	4
S5267	F96T12/VHO	2	277	MB2X96VHO/277RS/SRNK	Class D	HPF	4

Listed for: F48T12/VHO, F60T12/VHO, F72T12/VHO, F96T12/VHO/SS, F96T12/VHO

Rapid Start HO



Rapid Start Sign HO



Rapid Start VHO



Electronic

T2 Rapid Start FM Dedicated Voltage Ballasts

Cat. No.	Primary Lamp	No. of Lamps	Input Voltage	Ballast Code	Wiring Method	Master
Y49735	FM6 or FM8	1	120	QT1X6-8FM/120	Wiretap Connectors	50
Y49736	FM11 or FM13	1	120	QT1X11-13FM/120	Wiretap Connectors	50

T5 Programmed Start, < 10% THD, Universal Voltage Ballasts

Cat. No.	Primary Lamp	No. of Lamps	Input Voltage	Ballast Code	Wiring Method	Master
S5221	FP28T5	1	120/277	QTP1X28T5/UNIV/PSN/NL	Wiretap Connectors	20
S5222	FP28T5	2	120/277	QTP2X28T5/UNIV/PSN/NL	Wiretap Connectors	20

Listed for: FP14, FP21, FP28, FP35 Lamp(s)

T5HO Programmed Start, < 10% THD, Universal Voltage Ballasts

Cat. No.	Primary Lamp	No. of Lamps	Input Voltage	Ballast Code	Wiring Method	Master
S5214	FP24T5	1	120/277	QTP1X39/24T5HO/UNV/PSN/NL	Wiretap Connectors	20
S5215	FP24T5	2	120/277	QTP2X39/24T5HO/UNV/PSN/NL	Wiretap Connectors	20

Listed for: FPC22T5, FPC24T5HO, FT24DL, CF24DF, FT36DL, FP39T5HO, FPC40T5 Lamp(s)

S5218	FP54T5	1	120/277	QTP1X54T5HO/UNV/PSN/NL	Wiretap Connectors	20
S5219	FP54T5	2	120/277	QTP2X54T5HO/UNV/PSN/NL	Wiretap Connectors	20

Listed for: FP54T5/HO, FT55DL, FPC55 Lamp(s)

S5220	FP80T5	1	120/277	QTP1X80T5HO/UNV/PSN/NL	Wiretap Connectors	20
-------	--------	---	---------	------------------------	--------------------	----

Listed for: FP54T5/HO, FT80DL Lamp(s)

T8 Instant Start, Professional < 10% THD, Universal Voltage Ballasts

Cat. No.	Primary Lamp	No. of Lamps	Input Voltage	Ballast Code	Wiring Method	Master
S5207	F32T8	1	120/277	QTP1X32T8/UNIV/ISN/SC	Leads	10
S5208	F32T8	2	120/277	QTP2X32T8/UNIV/ISN/SC	Leads	10
S5209	F32T8	3	120/277	QTP3X32T8/UNIV/ISN/SC	Leads	10
S5210	F32T8	4	120/277	QTP4X32T8/UNIV/ISN/SC	Leads	10

Listed for: FBO16, FO17, FBO24, FO25, FBO31, FO32, FO40 & SS Equivalents

Can operate 1 lamp on 2 lamp ballast, 2 lamps on 3 lamp ballast, 3 lamps on 4 lamp ballast

For 40T8 operation use 1 lamp on 2 lamp ballast, 2 lamps on 3 lamp ballast, 3 lamps on 4 lamp ballast

T2 Subminiature



T5 Programmed Start



T8 Instant Start Professional



T8 Programmed (Rapid) Start, Professional < 10% THD, Universal Voltage Ballasts

Cat. No.	Primary Lamp	No. of Lamps	Input Voltage	Ballast Code	Wiring Method	Master
S5286	F32T8	1	120/277	QTP1X32T8/UNIV/PSN/TC	Leads	10
S5287	F32T8	2	120/277	QTP2X32T8/UNIV/PSN/TC	Leads	10
S5288	F32T8	3	120/277	QTP3X32T8/UNIV/PSN/TC	Leads	10
S5289	F32T8	4	120/277	QTP4X32T8/UNIV/PSN/TC	Leads	10

Listed for: FBO16, FO17, FBO24, FO25, FBO31, FO32, FBO32 & SS Equivalents

Can operate 1 lamp on 2 lamp ballast, 2 lamps on 3 lamp ballast, 3 lamps on 4 lamp ballast

For 40T8 operation use 1 lamp on 2 lamp ballast, 2 lamps on 3 lamp ballast, 3 lamps on 4 lamp ballast

T8 Instant Start, Professional < 10% THD, Universal Voltage Ballasts

Cat. No.	Primary Lamp	No. of Lamps	Input Voltage	Ballast Code	Wiring Method	Master
S5213	F96T8	2	120/277	QT2X59T8/UNIV/ISN/SC	Leads	10

Listed for: FO96T8 & SS Equivalents

Can operate 1 lamp on 2 lamp ballast

T12 Rapid Start, < 10% THD, Dedicated Voltage Ballasts

Cat. No.	Primary Lamp	No. of Lamps	Input Voltage	Ballast Code	Wiring Method	Master
S5258	F40T12	1	120	QT1X40T12/120/RSN B	Leads	20
S5259	F40T12	1	277	QT1X40T12/277/RSN B	Leads	20
S5260	F40T12	2	120	QT2X40T12/120/RSN B	Leads	20
S5261	F40T12	2	277	QT2X40T12/277/RSN B	Leads	20
S5262	F40T12	3	120	QT3X40T12/120/RSN B	Leads	20
S5263	F40T12	3	277	QT3X40T12/277/RSN B	Leads	20

Listed for: F34T12, FB34T12, F40T12, FB40T12, F40T10 Lamp(s)

T8 Rapid Start Professional



T8 Instant Start Professional



T12 Rapid Start



Electronic

FT40DL Instant Start, < 10% THD, Universal Voltage Ballasts

Cat. No.	Primary Lamp	No. of Lamps	Input Voltage	Ballast Code	Wiring Method	Master
Y49428	FT40TT5	1	120/277	QHE1X40DL/UNIV ISN-SC	Leads	10
Y49429	FT40TT5	2	120/277	QHE2X40DL/UNIV ISN-SC	Leads	10
Y49430	FT40TT5	3	120/277	QHE3X40DL/UNIV ISN-SC	Leads	10

Listed for: FT40DL/28W/SS/IS

Compact Fluorescent Programmed Start, < 10% THD, Universal Voltage Ballasts

Cat. No.	Primary Lamp	No. of Lamps	Input Voltage	Ballast Code	Wiring Method	Master
S5223	CF13	1/2	120/277	QTP1/2X13CF/UNV/BS	Wiretap Connectors	20
S5225	CF13	1/2	120/277	QTP1/2X13CF/UNV/TS	Wiretap Connectors	20
<i>Listed for: 1 or 2 CF13DD/E or CF13DT/E Lamp(s)</i>						
S5226	CF18	1/2	120/277	QTP1/2X18CF/UNV/BS	Wiretap Connectors	20
S5228	CF18	1/2	120/277	QTP1/2X18CF/UNV/TS	Wiretap Connectors	20
<i>Listed for: 1 or 2 CF18DD/E or CF18DT/E Lamp(s)</i>						
S5229	CF26	1/2	120/277	QTP1/2X26CF/UNV/Dual Entry	Wiretap Connectors	20
<i>Listed for: 1 or 2 CF26DD/E or CF26DT/E Lamp(s)</i>						
<i>Also Listed for: 1 ea. CF32DT/E, CF42DT/E, F28/2D, F38/2D, FPC40T5, FT40DL Lamp</i>						
<i>Also Listed for: 2 ea. CF13DS/E, FT18DL/RS, CF18DF, F21/2D Lamps</i>						
S5233	CF26	1/2	120/277	QTP1/2CF/UNV/PM	Wiretap Connectors	18
<i>Listed for: 1 or 2 CF26DD/E or CF26DT/E Lamp(s)</i>						
<i>Also Listed for: 1 ea. CF32DT/E or CF42DT/E Lamp</i>						
S5235	CF26	2	120/277	QTP1/2CF/UNV/Dual Entry	Wiretap Connectors	20
<i>Listed for: 1 or 2 CF26DD/E or CF26DT/E Lamp(s)</i>						
<i>Also Listed for: 1 ea. CF32DT/E or CF42DT/E Lamp</i>						

Circline Instant Start, < 10% THD, Dedicated Voltage Ballasts

Cat. No.	Primary Lamp	No. of Lamps	Input Voltage	Ballast Code	Wiring Method	Master
S5296	FC8	1	120	MB1X22/120/W SOCKET	Leads & Socket	60
S5297	FC12, FC16, FC30	1	120	LC12014TW/ SOCKET	Leads & Sockets	48
S5298	FC8 & FC12	2	120	MB1X22&32/W SOCKET	Leads & Sockets	32
S5299	FC12 & FC16	2	120	SL26TW/ SOCKET	Leads & Sockets	32

F40DL Instant Start



CFL Programmed Start




Circline Instant Start



Switches & Accessories



Switches (Rotary, Push, Pull Chain, Toggle)	92-95
Dimmer Controls & Switches	96-97
Attachment Plugs	98
Cord Switches	99
Rocker Switches & Receptacles	100
Touch & Photoelectric Switches	101-102
Socket Extenders, Reducers & Adapters	103-105
Outlets (Plug-In & Add-On)	106






80-1132 Brass Finish

On-Off Metal Rotary Switch, Metal Bushing, Single Circuit. Rated: 6A-125V, 3A-250V


Item No.	Finish	Function	Bushing	Leads	Strip	Packed
80-1132	Brass	On-Off	3/8"	6"	3/4"	250
90-501	Brass	On-Off	3/8"	6"	3/4"	250
80-1133	Nickel	On-Off	3/8"	6"	3/4"	250
90-507	Nickel	On-Off	3/8"	6"	3/4"	250
80-1134	Brass	On-Off	5/8"	6"	3/4"	250
80-1135	Nickel	On-Off	5/8"	6"	3/4"	250
80-1363	Brass	On-Off	1 1/8"	6"	3/4"	250
80-1364	Nickel	On-Off	1 1/8"	6"	3/4"	250
80-1413	Brass	On-Off	1 1/2"	6"	3/4"	250
80-1414	Nickel	On-Off	1 1/2"	6"	3/4"	250

3-Way Metal Rotary Switch, Metal Bushing, 2 Circuit, 4 Position(L-1, L-2, L1-2, Off). Rated: 6A-125V, 3A-250V



80-1136 Brass Finish

Item No.	Finish	Function	Bushing	Leads	Strip	Packed
80-1136	Brass	3-Way	3/8"	6"	3/4"	250
90-504	Brass	3-Way	3/8"	6"	3/4"	250
80-1137	Nickel	3-Way	3/8"	6"	3/4"	250
90-590	Nickel	3-Way	3/8"	6"	3/4"	250
80-1138	Brass	3-Way	5/8"	6"	3/4"	250
80-1139	Nickel	3-Way	5/8"	6"	3/4"	250
80-1365	Brass	3-Way	1 1/8"	6"	3/4"	250
80-1366	Nickel	3-Way	1 1/8"	6"	3/4"	250
80-1415	Brass	3-Way	1 1/2"	6"	3/4"	250
80-1416	Nickel	3-Way	1 1/2"	6"	3/4"	250



80-1360 Nickel Finish

On-Off Lighted Rotary Switch, Plastic Bushing, Single Circuit. Rated: 6A-125V, 3A-250V

Item No.	Finish	Function	Bushing	Leads	Strip	Packed
80-1359	Brass	On-Off	3/8"	6"	3/4"	250
80-1360	Nickel	On-Off	3/8"	6"	3/4"	250



80-1361 Brass Finish

3-Way Lighted Rotary Switch, Plastic Bushing, 2 Circuit, 4 Position(L-1, L-2, L1-2, Off). Rated: 6A-125V, 3A-250V

Item No.	Finish	Function	Bushing	Leads	Strip	Packed
80-1361	Brass	3-Way	3/8"	6"	3/4"	250
80-1362	Nickel	3-Way	3/8"	6"	3/4"	250

On-Off Metal Push Switch, Metal Bushing,
Single Circuit. Rated: 6A-125V, 3A-250V

Item No.	Finish	Function	Bushing	Leads	Strip	Packed
80-1124	Brass	On-Off	3/8"	6"	3/4"	250
90-508	Brass	On-Off	3/8"	6"	3/4"	250
80-1125	Nickel	On-Off	3/8"	6"	3/4"	250
90-1676	Nickel	On-Off	3/8"	6"	3/4"	250
80-1126	Brass	On-Off	5/8"	6"	3/4"	250
80-1127	Nickel	On-Off	5/8"	6"	3/4"	250
80-1367	Brass	On-Off	1 1/8"	6"	3/4"	250
80-1368	Nickel	On-Off	1 1/8"	6"	3/4"	250
80-1409	Brass	On-Off	1 1/2"	6"	3/4"	250
80-1410	Nickel	On-Off	1 1/2"	6"	3/4"	250



80-1124 Brass Finish

3-Way Metal Push Switch, Metal Bushing, 2 Circuit,
4 Position(L-1, L-2, L1-2, Off). Rated: 6A-125V, 3A-250V


Item No.	Finish	Function	Bushing	Leads	Strip	Packed
80-1128	Brass	3-Way	3/8"	6"	3/4"	250
90-1678	Brass	3-Way	3/8"	6"	3/4"	250
80-1129	Nickel	3-Way	3/8"	6"	3/4"	250
90-1679	Nickel	3-Way	3/8"	6"	3/4"	250
80-1130	Brass	3-Way	5/8"	6"	3/4"	250
80-1131	Nickel	3-Way	5/8"	6"	3/4"	250
80-1369	Brass	3-Way	1 1/8"	6"	3/4"	250
80-1370	Nickel	3-Way	1 1/8"	6"	3/4"	250
80-1411	Brass	3-Way	1 1/2"	6"	3/4"	250
80-1412	Nickel	3-Way	1 1/2"	6"	3/4"	250



80-1128 Brass Finish

On-Off Lighted Push Switch, Plastic Bushing,
Single Circuit. Rated: 6A-125V, 3A-250V


Item No.	Finish	Function	Bushing	Leads	Strip	Packed
80-1355	Brass	On-Off	3/8"	6"	3/4"	250
80-1356	Nickel	On-Off	3/8"	6"	3/4"	250



80-1356 Nickel Finish

3-Way Lighted Push Switch, Plastic Bushing, 2 Circuit,
4 Position(L-1, L-2, L1-2, Off). Rated: 6A-125V, 3A-250V

Item No.	Finish	Function	Bushing	Leads	Strip	Packed
80-1357	Brass	3-Way	3/8"	6"	3/4"	250
80-1358	Nickel	3-Way	3/8"	6"	3/4"	250




80-1357 Brass Finish



90-704 Brass Finish

On-Off Canopy Switch, Single Circuit w/Metal Chain, White Cord & Bell - Rated: 6A-125V, 3A-250V

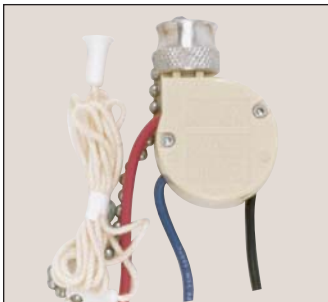
Item No.	Finish	Function	Bushing	Leads	Strip	Packed
90-704	Brass	On-Off	3/8"	6"	3/4"	250
90-505	Nickel	On-Off	3/8"	6"	3/4"	250



90-2260 Brass Finish

3 Way Canopy Switch, 2 Circuit, 4 Position w/Metal Chain, White Cord & Bell - Rated: 6A-125V, 3A-250V

Item No.	Finish	Function	Bushing	Leads	Strip	Packed
90-2260	Brass	4 Position	3/8"	6"	3/4"	250
90-2261	Nickel	4 Position	3/8"	6"	3/4"	250



90-689 Nickel Finish

3 Way Ceiling Fan Switch, 2 Circuit w/Metal Chain, White Cord & Bell - Rated: 6A-125V, 3A-250V

Item No.	Finish	Function	Bushing	Leads	Strip	Packed
90-689	Nickel	3 Way	3/8"	6"	3/4"	250



90-690 Nickel Finish

3 Speed Ceiling Fan Switch, 4 Wire Quick Connect, 2 Circuit w/Metal Chain, White Cord & Bell - Rated: 6A-125V, 3A-250V

Item No.	Finish	Function	Bushing	Leads	Strip	Packed
80-1983	Nickel	3 Speed	3/8"	None	N/A	250
80-1994	Brass	3 Speed	3/8"	None	N/A	250

2 Speed Ceiling Fan Switch, 4 Position w/Metal Chain, White Cord & Bell - Rated: 6A-125V, 3A-250V

Item No.	Finish	Function	Bushing	Leads	Strip	Packed
90-690	Nickel	2 Speed	3/8"	6"	3/4"	250

On-Off Phenolic Rotary Switch, Single Circuit
 Rated: 1A-125V, 3A-125V, 1.5A-250V

Item No.	Finish	Function	Bushing	Leads	Strip	Packed
90-502	Black	On-Off	3/8"	6"	3/4"	250
90-703	White	On-Off	3/8"	6"	3/4"	250
80-1770	Black	On-Off	Snap	6"	3/4"	250
80-1771	White	On-Off	Snap	6"	3/4"	250



90-502 Black (bushing)



80-1770 Black (snap)

Hi-Low Metal Rotary Switch w/Diode, 2 Circuit
 Rated: 6A-125V, 3A-250V

Item No.	Finish	Function	Bushing	Leads	Strip	Packed
80-1140	Brass	On-Off	3/8"	6"	3/4"	250



80-1140 Brass Finish

On-Off Metal Toggle Switch, Single Circuit
 Rated: 6A-125V, 3A-250V

Item No.	Finish	Function	Bushing	Leads	Strip	Packed
90-1106	Nickel	On-Off	3/8"	6"	3/4"	250
80-1767	Brass	On-Off	3/8"	6"	3/4"	250



90-1106 Nickel Finish

Slide • Step On

SWITCHES & ACCESSORIES



90-1069 White 4¾" x 2½" x 1½"

Slide – Floor Lamp Dimmer
Rated: 500W-120V 4.3A



Item No.	Finish	Length	Wire	Receptacle	Packed
90-1069	White	7 ft.	SPT-2 White	Yes	50/1
90-1070	Black	7 ft.	SPT-2 Black	Yes	50/1



80-1244 Black 4¾" x 2½" x 1½"

Slide – 2-Wire Floor Lamp Dimmer
Rated: 500W-120V 4.3A



Item No.	Finish	Length	Wire	Receptacle	Packed
80-1244	Black	8 ft. x 8 ft.	SPT-2 Black	No	50/1



93-5012 Black 1½" x 1" x 3½"



Slide – Table Top Lamp Dimmer
Rated: 300W-120V



Item No.	Finish	Length	Wire	Receptacle	Packed
93-5011	White	8 ft.	SPT-2 White	Yes	24
93-5012	Black	8 ft.	SPT-2 Black	Yes	24



93-5016 Brown 3" x ¾" x 1¾"



Slide – Lamp Cord Table Dimmer – No Wire
Rated: 300W-120V for SPT-2 Wire Only

Item No.	Finish	Connectors	Receptacle	Packed
93-5014	White	Quick Terminals	No	24/1
93-5016	Brown	Quick Terminals	No	24/1



80-1163 Black 1½" x 2"

Step-on-Button On/Off Push Switch
Rated: 2A-125V, 1A-125V, 1A-250V,



Item No.	Finish	Length	Wire	Receptacle	Packed
80-1163	Black	(Terminal)	No	No	250/1
80-1466	White	(Terminal)	No	No	250/1
80-1229	Black	8 ft. x 7 ft.	SPT-2 Black	No	50/1
80-1381	Black	8 ft. x 11 ft.	SPT-2 Black	No	50/1



Rotary • Knobs

Full Range Dimmer Switches



80-1166

*Full Range Table Lamp Dimmer Switch
Phenolic Housing Black 300W Dimmer
2" x 1 1/4" x 1 1/8"
12" AWM 105°C Black Leads Strip 1/2"
w/Two Knobs: Black & Gold
300W-120V*



80-1293

*Full Range Table Lamp Dimmer Switch
Paper Housing 300W Dimmer
2" x 1 1/4" x 5/8"
12" AWM 105°C Black Leads Strip 1/2"
w/Two Knobs: Black & Gold
60-300W-120V*



80-1241

*Full Range Table Lamp Dimmer Switch
Phenolic Housing Black 300W Dimmer
2" x 1 1/4" x 1 1/2"
12" AWM 105°C Black Leads Strip 1/2"
w/One Knob: Black
300W-120V*




90-1082

*Full Range Pole Lamp Dimmer Switch
Paper Housing
4 3/4" x 3/4"
500W Pole or Post Lamp Dimmer
w/One End 2 Foot Leads SPT-1 Black
Other End 7" SPT-1, Strip 1/2"
w/One Brass Knob
500W-120V*



80-1481 Brown
80-1482 Ivory

*Full Range Lamp Cord
Rotary Dimmer Switch
3" x 1 1/4"
Phenolic - 200W-120V*



80-1167

*Full Range Socket Dimmer
Medium Base
Candle Socket w/Paper Liner
150W Full Range w/Removable Black Knob
4" x 1 3/4"
1/8" IP Bushing w/Set Screw
5 1/2" AWM B/W150°C Leads Strip 1/2"
150W-120V*

Plastic Dimmer Knobs



90-798

Gold Finish Knob



90-799

Chrome Finish Knob



90-2315

Black Knob

SPT-1



**Attachment Plug
Polarized 18/2-SPT-1**

90-393 Ivory
90-394 Brown

SPT-1



**Quick Connect Plug
Non Polarized 18/2-SPT-1**

90-631 White
90-632 Brown

SPT-1



**Quick Connect Plug
Polarized 18/2-SPT-1**

90-1520 White
90-1521 Brown
90-1522 Black


SPT-1



**Slide Plug-Polarized
18/2-SPT-1 8A-125V**

90-715 Brown 90-2041 Gold
90-716 Ivory 90-2245 Silver
90-719 Black 90-2605 White

SPT-1



**Female Slide Plug
Polarized 18/2-SPT-1**

90-793 Brown
90-794 Ivory

SPT-2



**Slide Plug-Polarized
18/2-SPT-2 8A-125V**

90-695 Brown 90-2040 Gold
90-696 Ivory 90-2244 Silver
90-697 Black 90-2606 White

SPT-2



**Quick Connect Plug
Polarized 18/2-SPT-2**

90-2607 White
90-2608 Brown
90-2609 Black
90-2617 Gold
90-2618 Silver


SPT-2



**Quick Connect Flat Plug
Non Polarized
18/2-SPT-2**

90-1083 White
90-1084 Brown

SVT



**Attachment Plug
with Terminal Screws
18/2-SVT Round Wire**

90-1114 Brown
90-1115 White
90-1116 Black

SVT



**3 Prong Rubber Plug
with Metal Grip
18/3-SVT Round Wire
15A-125V**

80-1688 Black

SPT-1  





**On-Off Cord Switch
for 18/2 SPT-1
6A-125V 3A-250V 3A-125V**

90-500 White **90-814** Black
90-506 Brown **90-2587** Ivory

**On-Off Cord Switch
for 18/2 SPT-1
3A-120V**

90-2424 Gold
90-2425 Silver

SPT-2  



**On-Off Cord Switch
for 18/2 SPT-2
6A-125V 3A-250V 3A-125V**

90-573 White **90-825** Black
90-574 Brown **90-2629** Ivory

**On-Off Cord Switch
for 18/2 SPT-2
3A-120V**

90-2426 Gold
90-2427 Silver

SPT-1



**200 Watt Hi-Low Dimmer
for 18/2 SPT-1
200W-120V**

90-436 White
90-435 Brown

SPT-2



**200 Watt Hi-Low Dimmer
for 18/2 SPT-2
200W-120V**

90-820 White
90-821 Brown

SPT-1 / SPT-2 / SVT



**Heavy Duty Rocker Switch
for 18/2 SPT-1 & SPT-2, 16/2 SPT-2 &
18/2 SVT 3A-125V 1/2HP-125V**

90-434 Ivory
90-433 Brown

SPT-2



**Feed Thru Rocker Switch
for 18/2 SPT-2 3A-120V**

90-2368 Black **90-2371** Silver
90-2369 White **90-2372** Gold
90-2370 Brown

Snap-In On-Off • Hi-Low

SWITCHES & ACCESSORIES



80-1819 Black Lighted



80-1820 White Lighted



80-1141 Black

On-Off Phenolic Rocker Switch w/Dot



Item No.	Finish	Function	Bushing	Leads	Strip	Rating	Packed
80-1141	Black	On-Off	Snap	6"	3/4"	15A-125V, 10A-250V	250
80-1617	White	On-Off	Snap	6"	3/4"	15A-125V, 10A-250V	250
80-1819	Black	Lighted On-Off	Snap	9"	3/4"	15A-125V, 10A-250V	250
80-1820	White	Lighted On-Off	Snap	9"	3/4"	15A-125V, 10A-250V	250
80-1947	Black	On-Off (small)	Snap	6"	3/4"	10A-125V, 6A-250V	250
80-1980	Black	On-Off (mini)	Snap	6"	3/4"	6A-125V, 3A-250V	250
80-2037	White	On-Off (mini)	Snap	6"	3/4"	6A-125V, 3A-250V	250



80-1371 Black



Hi-Low Metal Round Rocker Switch w/Diode 2 Circuit, Rated: 6A-250V, 10A-125V



Item No.	Finish	Function	Bushing	Leads	Strip	Packed
80-1371	Black	Hi-Off-Low	Snap-In	6"	3/4"	250
80-2101	Black	On-Off	Snap-In	6"	3/4"	250



80-1142 Black

3 Wire, 2 Pole Snap-In Convenience Outlet, Opening Size: 1" x 1" x 1" Rated: 15A-125V



Item No.	Finish	Wire	Bushing	Leads	Strip	Packed
80-1142	Black	3 Wire	Snap-In	6"	3/4"	250
80-1408	White	3 Wire	Snap-In	6"	3/4"	250



90-545 Black

2 Wire Snap-In Convenience Outlet, Opening Size: 1 1/8" x 1/2" x 7/8" Rated: 15A-125V



Item No.	Finish	Wire	Bushing	Leads	Strip	Packed
90-545	Black	2 Wire	Snap-In	6"	3/4"	250

Mechanical Photoelectric Switches



90-2430 Photoelectric Switch
Plastic DOS Shell Rated: 25W-125V
Indoor Use Only
5/8" x 5/8" x 3/8"



90-2431 Photoelectric Switch
Plastic DOS Shell Rated: 100W-120V
Indoor Use Only
1 1/2" x 5/8" x 1 1/8"



90-2432 Photoelectric Switch
Plastic DOS Shell Rated: 250W-120V
Indoor Use Only
1 3/16" x 5/8" x 1 1/4"



80-1733 Photoelectric Switch
Plastic DOS Shell Rated: 500W-120V
For Outdoor Use
2" x 1 3/4" x 1 1/4"



90-2611 Photoelectric Switch
Plastic DOS Shell Rated: 100W-125V
For Outdoor Use
1 1/2" x 1 1/8" x 1"




90-2633 Photoelectric Switch
Plastic DOS Shell Rated: 500W-120V
7.1A-850VA Ballast
For Outdoor Use – HID
2" x 1 3/4" x 1 1/4"

Touch Controls

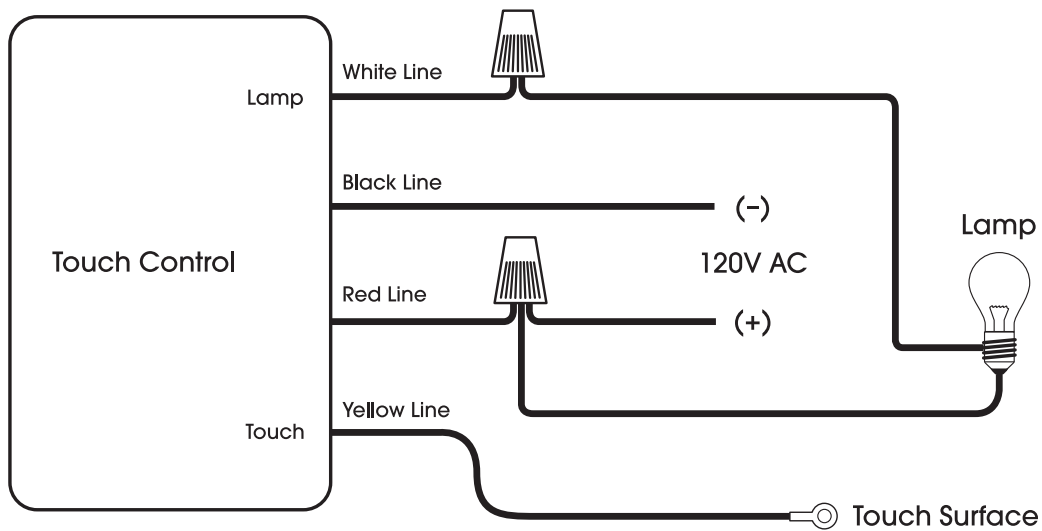


90-2428 Low-Med-Hi-Off Touch Switch
Plastic Outer Shell. Rated: 150W-120V
Indoor Incandescent Use Only
1 7/8" x 1 3/8" x 5/8"



90-2429 On-Off Touch Switch
Plastic Outer Shell. Rated: 150W-120V
Indoor Incandescent Use Only
1 7/8" x 1 3/8" x 5/8"

Touch Control Wiring Diagram





80-1888 White
Medium to GU24 Reducer
E26 - GU24
with Locking Device
Overall Ext. 3/4"
660W-600V



90-2434 White
Medium to GU24 Reducer
E26 - GU24
(no locking feature)
Overall Ext. 3/4"
660W-250V



80-1970 Brown
Medium Based Phenolic
E26
Flanged Adapter w/10" Leads
Overall Ext. 1/2"
660W-250V



90-2433 White
Medium to GU10 Reducer
E26 - GU10
(no locking feature)
Overall Ext. 3/4"
660W-250V

Photocell Adapters



90-2610 White
Medium to GU24 Adapter
E26 - GU24
with Photocell
Overall Ext. 1 1/8"
60W-120V



90-2604 Brown
Medium to Medium Adapter
E26 - E26
with Photocell
Overall Ext. 2"
150W-120V (incandescent)
60W-120V (fluorescent)
Suitable for Dry or Damp Location



92-408
Candelabra to Candelabra
E12 - E12 Extender



92-405
Candelabra to Intermediate
E12 - E17 Extender



90-1519
Candelabra to Medium
E12 - E26 Extender



92-407
French to Intermediate
E14 - E17 Extender



90-1801
Mogul to Mogul
E39 - E39 Extender
4KV - Porcelain
Overall Ext. 2 3/8"
1500W-600V



92-414
Medium to Mogul
E26 - E39 Extender
Overall Ext. 1 3/4"
660W-250V



92-323
Medium to Medium
E26 - E26 Extender
Phenolic
Overall Ext. 1"
660W-250V



92-324
Medium to Medium
E26 - E26 Extender
Porcelain
Overall Ext. 1"
660W-250V



90-2589
Medium to Medium E26 - E26
2 Piece Glazed Porcelain Extender
Overall Ext. 1 1/4"
660W-250V



90-446 Brown
90-2451 Ivory
Medium Base
Pull Chain Current Tap
660W-125V



90-2449 Brown
90-2450 Ivory
Medium Base
Keyless Current Tap
660W-125V



90-1121 Brown
90-2465 Ivory
Single to Twin Lampholder
660W Max. Total-250V



92-400
Medium to
Candelabra
E26 - E12
Reducer
75W-250V



92-321
Medium to
French
E26 - E14
Reducer
75W-250V



92-322
Medium
to Intermediate
E26 - E17
Reducer
75W-250V



92-401
French to
Candelabra
E14 - E12
Reducer



92-403
Intermediate to
Candelabra
E17 - E12
Reducer



92-406
Mogul
to Medium
E39 - E26
Reducer
660W-250V



90-546 Ivory
Medium Base - Polarized
Socket Outlet Adapter
660W-125V



90-547 Brown
Medium Base - Polarized
Socket Outlet Adapter
660W-125V



90-438 Ivory
Medium Base - Polarized
Socket Outlet Adapter
660W-125V



90-437 Brown
Medium Base - Polarized
Socket Outlet Adapter
660W-125V

OUTLETS



Plug-In • Add-On

SWITCHES & ACCESSORIES



90-1120 Ivory
Triple Cube Tap
Polarized
15A-125V



90-1119 Brown
Triple Cube Tap
Polarized
15A-125V



90-1118 Ivory
Single to Triple Adapter
Polarized
15A-125V



90-1117 Brown
Single to Triple Adapter
Polarized
15A-125V



91-227 White
Single to Triple Adapter
With Glow Light
15A-125V, 1875W



90-2630 Ivory
6 Outlet Grounded Adapter
15A-125V



90-806
Three to Two Adapter
Polarized
15A-125V



90-1404 White
90-1405 Brown
Add-On Outlet
18/2 SPT-1
10A-125V

Wire, Cords & Accessories



Bulk Wire	108-113
Cord Sets	114-119
Extension Cords & Surge Suppressors	120-125
Wire Covers	126
Wire Nuts & Electrical Tape	127
Bushings	128



Lamp & Lighting Wire Spools

WIRE, CORDS & ACCESSORIES



18/2 SPT-1 105°C 250 Ft./Spool

- 93-130** White
- 93-132** Black
- 93-131** Brown
- 93-138** Clear Silver
- 93-139** Clear Gold
- 93-140** Metallic Gold
- 93-241** Ivory

Packing: 8 Spools/Master



18/2 SPT-1.5 105°C 250 Ft./Spool

- 93-336** Clear Gold
- 93-337** Clear Silver
- 93-338** Black
- 93-343** Brown

Packing: 4 Spools/Master



18/2 SPT-2 105°C 250 Ft./Spool

- 93-127** Black
- 93-168** Clear Silver
- 93-129** Clear Gold
- 93-126** White
- 93-128** Brown

Packing: 4 Spools/Master



16/2 SPT-2 105°C 250 Ft./Spool

- 93-141** White
- 93-142** Brown
- 93-165** Clear Gold
- 93-166** Black
- 93-167** Clear Silver

Packing: 4 Spools/Master



18/2 SJT 105°C Pulley Cord
250 Ft./Spool

93-311 Black

93-312 White

Packing: 2 Spools/Master



18/3 SJT 105°C Pulley Cord
250 Ft./Spool

93-313 Black

93-314 White

Packing: 2 Spools/Master



18/2 SVT 105°C Pulley Cord
250 Ft./Spool

93-183 Black

93-150 White

Packing: 4 Spools/Master



18/3 SVT 105°C Pulley Cord
250 Ft./Spool

93-182 Black

93-144 White

Packing: 4 Spools/Master




18/3 SVT 105°C Pulley Cord
250 Ft./Spool (non UL Listed)

93-332 Clear Silver

93-333 Clear Gold

Packing: 4 Spools/Master



18/3 FEP PVC 600V
High Temperature 105°C
Teflon Wire - Tinned Copper
250 Ft./Spool

93-340 Clear Silver

Packing: 2 Spools/Master



Lighting Wire Spools


WIRE, CORDS & ACCESSORIES



18/1 Stranded AWM 105°C UL 1015 Wire 500 Ft./Spool


- 93-315 Black
- 93-316 White
- 93-317 Green

Packing: 4 Spools/Master




18/1 Solid 105°C AWM TFN-PVC Nylon Wire 500 Ft./Spool

- 93-203 White
- 93-204 Black
- 93-341 Green



18/1 Stranded UL 1316 105°C AWM TFN-PVC Nylon Wire 1000 Ft./Spool

- 93-329 White
- 93-330 Black



18/1 Stranded AWM UL 3173 125°C Wire 500 Ft./Spool

- 93-318 Black
- 93-319 White



18/1 Stranded AWM UL 3321 150°C Wire 500 Ft./Spool

- 93-320 Black
- 93-321 White



18/1 Stranded Braid 200°C SF-1 Wire 250 Ft./Spool

- 93-205 White
- 93-206 Black



Lighting Wire (Non UL) Spools

18/1 Rayon Braid 90°C Wire
250 Ft./Spool

- 93-207** Gold
- 93-208** Gold with Red Marker



18/2 Rayon Braid 90°C Wire
250 Ft./Spool

- 93-209** White
- 93-210** Brown
- 93-211** Black
- 93-212** Gold



20/2 PLT 105°C Wire
250 Ft./Spool

- 93-134** Clear Gold
- 93-186** Black
- 93-187** Clear Silver
- 93-188** Brown



22/2 PLT 105°C Wire
250 Ft./Spool

- 93-133** Clear Gold
- 93-184** Black
- 93-185** Clear Silver
- 93-189** Brown




18/1 Grounding Wire 500 Ft./Spool

- 93-110** Bare Copper
- 93-115** Tinned Copper




Ground Wires *with Lugs*

WIRE, CORDS & ACCESSORIES




93-322 1/8 IP Round Ground Lug with 10Ft. 18/1 Bare Copper Ground Wire

80-1964 1/8 IP Round Ground Lug with 12" 18/1 Bare Copper Ground Wire




93-334 1/8 IP Round Ground Lug with 10Ft. 18/1 Tinned Copper Ground Wire

80-1965 1/8 IP Round Ground Lug with 12" 18/1 Tinned Copper Ground Wire



93-335 1/4 IP Round Ground Lug with 10Ft. 18/1 Bare Copper Ground Wire

80-1966 1/4 IP Round Ground Lug with 12" 18/1 Bare Copper Ground Wire



93-325 1/4 IP Round Ground Lug with 10Ft. 18/1 Tinned Copper Ground Wire

80-1967 1/4 IP Round Ground Lug with 12" 18/1 Tinned Copper Ground Wire



93-326 8/32 Ground Lug with 10" 18/1 Bare Copper Ground Wire

Lamp & Lighting Wire 2500 Ft. Reels

18/2 SPT-1 105°C Wire 2500 Ft./Reel

- 93-300** Clear Gold
- 93-301** Clear Silver
- 93-302** Black



Packing: 1 Spool/Master



18/2 SPT-1.5 105°C Wire 2500 Ft./Reel

- 93-303** Clear Gold
- 93-304** Clear Silver
- 93-305** Black
- 93-339** Brown



Packing: 1 Spool/Master



18/2 SPT-2 105°C Wire 2500 Ft./Reel

- 93-306** Clear Gold
- 93-307** Clear Silver
- 93-308** Black
- 93-309** White
- 93-310** Brown



Packing: 1 Spool/Master



2,500 FT. REELS

18/2 SPT-1 105°C



WIRE, CORDS & ACCESSORIES

18/2 SPT-1-105°C

Colors Available:



Ivory White Black Brown Clear Silver Clear Gold Metallic Gold

All Cord Sets – Molded Plug – Tinned Tips 3/4" Strip with 2" Slit

7 Ft.

- 90-2416 Ivory
 - 90-2417 White
 - 90-2598 Brown
- 36" Hank – 200 Ctn.

8 Ft.

- 90-1523 White
 - 90-1524 Brown
 - 90-1525 Black
 - 90-1526 Clear Gold
 - 90-1527 Clear Silver
 - 90-2418 Ivory
 - 90-2392 Metallic Gold
- 36" Hank – 200 Ctn.

10 Ft.

- 90-2460 White
 - 90-2461 Black
 - 90-2462 Brown
 - 90-2463 Clear Gold
 - 90-2464 Clear Silver
 - 90-2628 Ivory
- 48" Hank – 150 Ctn.

12 Ft.

- 90-2033 White
 - 90-2034 Black
 - 90-2035 Brown
 - 90-2036 Clear Gold
 - 90-2037 Clear Silver
- 72" Hank – 150 Ctn.

15 Ft.

- 90-1528 White
 - 90-1529 Brown
 - 90-1530 Black
 - 90-1531 Clear Gold
 - 90-1532 Clear Silver
- 100 Ctn.

20 Ft.

- 90-1534 White
 - 90-1535 Brown
 - 90-1536 Black
 - 90-1537 Clear Gold
 - 90-1538 Clear Silver
- 100 Ctn.





18/2 SPT-2 105°C

18/2 SPT-2-105°C

All Cord Sets – Molded Plug – Tinned Tips 3/4" Strip with 2" Slit

8 Ft.

36" Hank – 200 Ctn.

- 90-100 White
- 90-101 Brown
- 90-102 Black
- 90-105 Clear Gold
- 90-967 Clear Silver

9 Ft.

36" Hank – 150 Ctn.

- 90-2038 Clear Gold
- 90-2039 Brown
- 90-2042 Black
- 90-2101 Clear Silver

10 Ft.

36" Hank – 150 Ctn.

- 90-2183 Clear Gold
- 90-2184 Clear Silver
- 90-2185 Black
- 90-2599 Brown

12 Ft.

72" Hank – 150 Ctn.

- 90-1413 White
- 90-1414 Brown
- 90-1415 Black
- 90-1416 Clear Gold
- 90-1417 Clear Silver

15 Ft.

100 Ctn.

- 90-103 Clear Gold
- 90-490 Brown
- 90-491 White
- 90-492 Black
- 90-493 Clear Silver

20 Ft.


50 Ctn.

- 90-496 Brown
- 90-497 White
- 90-498 Black
- 90-460 Clear Silver
- 90-462 Clear Gold

Colors Available:



White Black Brown Clear Silver Clear Gold



90-1566
Plug Cover

CORD SETS




18/2 SPT-2 • 18/3 SPT-2 105°C

Flat Plug Cord Set 18/2 SPT-2-105°C

Molded Plug - Tinned Tips - 3/4" Strip with 2" Slit

Colors Available:



White Black Brown Clear Silver Clear Gold



8 Ft.

36" Hank - 200 Ctn.

- 90-2323 White
- 90-2324 Brown
- 90-2321 Black
- 90-2320 Clear Gold
- 90-2322 Clear Silver

12 Ft.

72" Hank - 150 Ctn.

- 90-2390 Clear Gold



Flat Plug Cord Set 18/3 SPT-2-105°C (Non UL)

Molded Plug - Tinned Tips - 3/4" Strip with 3" Slit

Colors Available:



Black Clear Silver Clear Gold White




90-1566
Plug Cover

10 Ft.

No Hank - 100 Ctn.

- 90-2435 Black
- 90-2436 Clear Silver
- 90-2437 Clear Gold
- 90-2459 White





Full Tinned Cord Sets 18/2 SPT-2-105°C

Cord Sets - Molded Plug - Full Tinned Tips for Push-In Terminals - 3/4" Strip with 2" Slit

8 Ft.

36" Hank - 200 Ctn.

- 90-2043** Clear Gold
- 90-2044** Black
- 90-2046** Brown
- 90-2045** Clear Silver
- 90-2087** Clear Gold w/White Stripe
- 90-2186** Clear Gold w/White Stripe & Plug Guard

10 Ft.

36" Hank - 150 Ctn.

- 90-2596** Black

12 Ft.

72" Hank - 150 Ctn.

- 90-2047** Clear Gold
- 90-2048** Clear Silver

Colors Available:



Clear Gold/White Stripe Black Brown Clear Silver Clear Gold



90-1566
Plug Cover



CORD SETS



With Line Switches 8 Ft.



Colors Available:



White Black Brown Clear Silver Clear Gold

WIRE, CORDS & ACCESSORIES

8 Ft. Cord Sets with Line Switches

All Cord Sets – Molded Plug
Tinned tips 3/4" Strip with 2" Slit

SPT-1 18/2 SPT-1 105°C	90-1581 White	Switch 24"
	90-1582 Brown	From Free End
	90-1583 Black	36" Hank – 200 Ctn.
	90-1584 Clear Gold	
	90-1585 Clear Silver	

SPT-2 18/2 SPT-2 105°C	90-106 White	Switch 24"
	90-107 Brown	From Free End
	90-723 Clear Gold	36" Hank – 200 Ctn
	90-968 Clear Silver	
	90-1425 Black	




8Ft. Cord Sets w/Hi-Low Switch – 18/2 SPT-2 105°



90-1566
Plug Cover

SPT-2 18/2 SPT-2 105°C	90-2309 Clear Gold	Switch 29"
	90-2310 Clear Silver	From Free End 36" Hank – 100 Ctn




Heavy Duty 3 Prong Grounded

Heavy Duty Cord Set

18/3 SVT -105°C 3 Prong
Molded Plug, Stripped & Slit



- 90-2414 - 8ft. White - 100 Ctn
- 90-2413 - 10ft. White - 100 Ctn



90-2413 White

Heavy Duty Cord Set

18/3 SVT -105°C 3 Prong
Molded Plug, Stripped & Slit

Non UL Listed

- 90-2312 - 10ft. Clear Silver - 100 Ctn
- 90-2313 - 10ft. Clear Gold - 100 Ctn



90-2312 Clear Silver



90-2313 Clear Gold

Heavy Duty Cord Set

18/3 SVT -105°C
3 Prong Molded Plug
Stripped & Slit



- 90-2085 - 8ft. Black - 100 Ctn
- 90-2086 - 10ft. Black - 100 Ctn
- 90-2210 - 12ft. Black - 50 Ctn
- 90-2243 - 15ft. Black - 50 Ctn



Heavy Duty Cord Set

18/3 SJT -105°C
3 Prong Molded Plug
Stripped & Slit



- 90-2208 - 6ft. Black - 100 Ctn
- 90-2209 - 8ft. Black - 50 Ctn
- 90-2325 - 10ft. Black - 50 Ctn




EXTENSION CORDS



Coiled 12 Ft.(extended)

WIRE, CORDS & ACCESSORIES



12 FT. COILED (Extended) EXTENSION CORDS

All extension cords rated at
13A 125V 1625 watts maximum
and supplied with safety cover to
conceal unused outlets.

Indoor Use Only.

- 93-179** Blue
- 93-175** Yellow
- 93-170** White
- 93-174** Red
- 93-169** Green
- 93-173** Black

Packing: 48/Master, 12/Inner, 1/Card





EXTENSION CORDS 16/2 SPT-2	White	Brown	Green	
<p>All extension cords rated at 13A 125V 1625 watts maximum and supplied with safety cover to conceal unused outlets. Indoor Use Only.</p>	<p>93-192 6 ft. 93-194 9 ft. 93-196 12 ft. 93-198 15 ft.</p>	<p>93-193 6 ft. 93-195 9 ft. 93-197 12 ft. 93-199 15 ft.</p>	<p>93-5020 6 ft. 93-5021 9 ft. 93-5022 12 ft. 93-5023 15 ft.</p>	
	<p>Packing: 50/Master</p>			

EXTENSION CORDS



Heavy Duty 16/3 • 14/3 • 12/3



WIRE, CORDS & ACCESSORIES



#14/3 Ga. SPT-3 Gray Air Conditioner/Appliance Cords

Item No.	Footage	Description	Amps	Wattage	Master/Inner
93-5000	3 ft.	14-3 SPT-3 Gray Cord w/Sleeve	15A/125V	1875W	24
93-5001	6 ft.	14-3 SPT-3 Gray Cord w/Sleeve	15A/125V	1875W	24
93-5002	9 ft.	14-3 SPT-3 Gray Cord w/Sleeve	15A/125V	1875W	12
93-5003	12 ft.	14-3 SPT-3 Gray Cord w/Sleeve	15A/125V	1875W	12
93-5004	15 ft.	14-3 SPT-3 Gray Cord w/Sleeve	15A/125V	1875W	12

#16/3 Ga. SJTW-3 Orange Outdoor Extension Cords

Item No.	Footage	Description	Amps	Wattage	Master/Inner
93-5034	8 ft.	16-3 SJTW-3 Orange Cord w/Sleeve	13A/125V	1625W	24
93-5035	15 ft.	16-3 SJTW-3 Orange Cord w/Sleeve	13A/125V	1625W	12
93-5005	25 ft.	16-3 SJTW-3 Orange Cord w/Sleeve	13A/125V	1625W	12
93-5006	50 ft.	16-3 SJTW-3 Orange Cord w/Sleeve	13A/125V	1625W	12
93-5007	100 ft.	16-3 SJTW-3 Orange Cord w/Sleeve	10A/125V	1250W	6



#14/3 Ga. SJTW-3 Orange Outdoor Extension Cords

Item No.	Footage	Description	Amps	Wattage	Master/Inner
93-5008	25 ft.	14-3 SJTW-3 Orange Cord w/Sleeve	15A/125V	1875W	12
93-5009	50 ft.	14-3 SJTW-3 Orange Cord w/Sleeve	15A/125V	1875W	6
93-5010	100 ft.	14-3 SJTW-3 Orange Cord w/Sleeve	13A/125V	1625W	6

#12/3 Ga. SJTW-3 Orange Outdoor Extension Cords

Item No.	Footage	Description	Amps	Wattage	Master/Inner
93-5017	25 ft.	12-3 SJTW-3 Orange Cord w/Sleeve	15A/125V	1875W	12
93-5018	50 ft.	12-3 SJTW-3 Orange Cord w/Sleeve	15A/125V	1875W	6
93-5019	100 ft.	12-3 SJTW-3 Orange Cord w/Sleeve	13A/125V	1625W	4

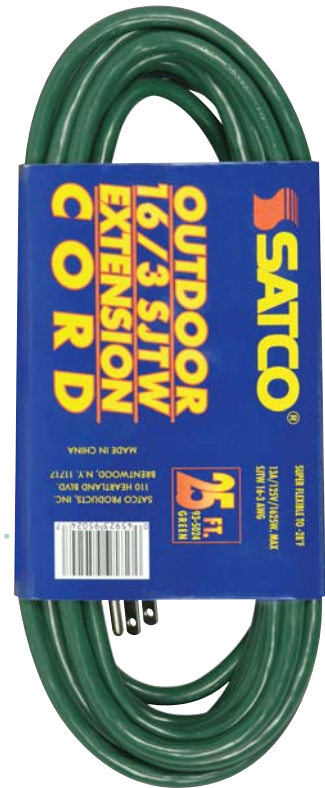


Heavy Duty 16/3 • 12/3

WIRE, CORDS & ACCESSORIES

#16/3 Ga. SJTW-3 Green Outdoor Extension Cords

Item No.	Footage	Description	Amps	Wattage	Master/Inner
93-5024	25 ft.	16-3 SJTW-3 Green Cord w/Sleeve	13A/125V	1625W	12
93-5025	50 ft.	16-3 SJTW-3 Green Cord w/Sleeve	13A/125V	1625W	12
93-5026	80 ft.	16-3 SJTW-3 Green Cord w/Sleeve	10A/125V	1250W	4



#16/3 Ga. SJTW-3 White Outdoor Extension Cords

Item No.	Footage	Description	Amps	Wattage	Master/Inner
93-5027	35 ft.	16-3 SJTW-3 White Cord w/Sleeve	13A/125V	1625W	6




#12/3 Ga. 3 Outlet Outdoor Extension Cord

Item No.	Footage	Description	Amps	Wattage	Master/Inner
93-5030	2 ft.	12-3 STW Orange 3 Outlet Cord	15A/125V	1875W	12



Heavy Duty *Dryer • Range • Trouble Light Cage*

WIRE, CORDS & ACCESSORIES




Replacement Dryer Cords



Item No.	Footage	Description	Amps	Wattage	Master/Inner
93-5039	4 ft. - 3 Wire	10-3 SRDT Gray Flat	30A/125V-250V	7,500W	12
93-5028	6 ft. - 3 Wire	10-3 SRDT Gray Flat	30A/125V-250V	7,500W	12
93-5031	4 ft. - 4 Wire	10-4 SRDT Black Round	30A/125V-250V	7,500W	12
93-5029	6 ft. - 4 Wire	10-4 SRDT Black Round	30A/125V-250V	7,500W	12

Indoor Use Only



Replacement Range Cords



Item No.	Footage	Description	Amps	Wattage	Master/Inner
93-5032	3 ft. - 3 Wire	6-2 - 8-1 SRDT Gray Flat	50A/125V-250V	12,500W	12
93-5036	4 ft. - 3 Wire	6-2 - 8-1 SRDT Gray Flat	50A/125V-250V	12,500W	12
93-5037	6 ft. - 3 Wire	6-2 - 8-1 SRDT Gray Flat	50A/125V-250V	12,500W	12
93-5033	4 ft. - 4 Wire	6-2 - 8-2 SRDT Black Round	50A/125V-250V	12,500W	12
93-5038	6 ft. - 4 Wire	6-2 - 8-2 SRDT Black Round	50A/125V-250V	12,500W	12

Indoor Use Only



90-1310

Brass Finish Light Bulb Cage
Height: 5 1/4"
Packing: 60/Master 10/Inner



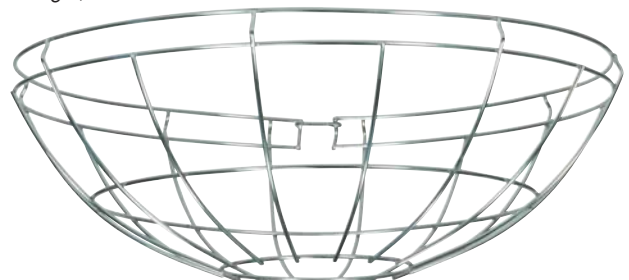
90-2612

Yellow Trouble Light Plastic Cage
Suitable for Outdoor Locations
Height: 6 1/2"
Packing: 12/Master



80-1979

Wire Cage for Warehouse Shades
Fits Items: 76-283, 76-284, 76-660, 76-661, 76-662, 76-663
Width: 15 1/2", Height: 4 3/4"
Packing: 6/Master



6 Outlet Strips Indoor Use Only

WIRE, CORDS & ACCESSORIES



Flat Plug



91-220 3' Cord
91-229 6' Cord

6 Outlet Standard Surge Strip w/flat plug, 245 Joules
15A-125V, 1875W

Packing: 12/Master



91-221 4' Cord

6 Outlet Superior Surge Strip, 540 Joules
15A-120V, 1800W

Packing: 12/Master



91-222 4' Cord

6 Outlet Professional Metal Surge Strip, 540 Joules
15A-125V, 1875W

Packing: 12/Master



91-223

6 Outlet Surge Wall Tap
540 Joules
15A-120V, 1800W

Packing: 12/Master





S70-830 White
Inside Elbow
 Packing: 144/Master, 12/Inner




S70-832 White
Outside Elbow
 Packing: 144/Master, 12/Inner



S70-829 White
Straight Coupling
 Packing: 144/Master, 12/Inner



S70-831 White
Flat Elbow
 Packing: 144/Master, 12/Inner



S70-826
 40" White
 Packing: 24/Master

S70-827
 40" Brass
 Packing: 24/Master


A COMPLETE DO-IT-YOURSELF SELF STICKING WIRE COVER SYSTEM

For:

- Wall lamps
- Telephones
- Track lighting
- Speaker wire
- Extension cords
- Home alarm systems
- CATV cable
- Television wire
- Ceiling swag lighting
- Stereo and VCR

Wire covers available in white and brass.
 Couplings, available in white and can be painted.

Splice Connectors for Ballast Disconnect

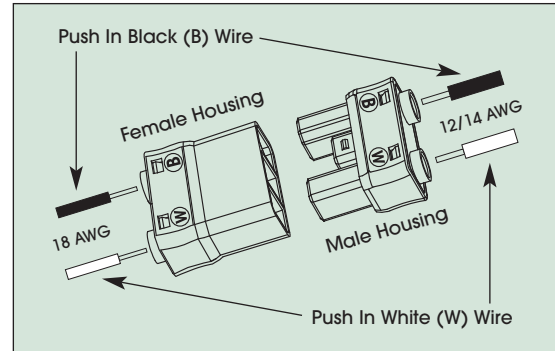


90-2536 Orange 2 Piece Snap Together Connector for Solid or Tinned Tip Wire: 18 AWG (Female Housing), 12/14 AWG (Male Housing) 3A-125V, 1.3A-277V 105°C



80-2010 Yellow (small) 2 Piece Snap Together Connector for Solid or Tinned Tip Wire: 18/12 AWG (Female Housing), 18 AWG (Male Housing) 6A-600V 105°C

Splice Connector Instructions



Provides fast & easy disconnect/connect of hot & neutral wires, reducing shock hazard during ballast replacement.

Wing Nut Wire Connectors with Spring Inserts for 105°C Supply Wire 600V



90-2237
Yellow
4 #18 Max.



90-2238
Tan
9 #18 Max.



90-2239
Red
5 #16 Max.



90-2240
Grey
4 #12 Max.



90-2241
Blue
4 #10 Max.

Wire Connectors with Spring Inserts for 600V Supply Wire



90-1418
High Heat Black (150°C)
2 #18 Max.



90-1419
Medium Orange (105°C)
5 #18 Max.



90-1440
Large Yellow (105°C)
6 #18 Max.



90-1421
Extra Large Red (105°C)
8 #18 Max.

Porcelain Connectors (Non UL) for High Heat 150°C 300V



90-1311
Small
2 #18 Max.



90-1312
Medium
4 #18 Max.



90-1313
Large
6 #18 Max.



90-396
Ext. Small
2 #18 Max.



90-469
Small
4 #18 Max.



90-470
Medium
5 #18 Max.

Plastic Connectors for 105°C Supply Wire 300V



90-1420 Black
90-1814 White
Electrical Tape 3/4" x 60 ft.

Assorted *Nylon • Metal • Plastic*

WIRE, CORDS & ACCESSORIES

Nylon Snap-In Bushings



90-157
for 5/16" Hole
Black



90-1824
for 5/16" Hole
Gold



90-158
for 3/8" Hole
Black



90-1825
for 3/8" Hole
Gold



90-161
for 7/16" Hole
Black



90-180
for 7/16" Hole
Gold

Metal Strain Reliefs



90-1158
Small



90-998
Small
with Tab



90-1159
Large
with Tab

Plastic Pipe Bushings



90-1422
1/8 IP



90-1423
1/4 IP

Plastic Bushings



90-327
1/8 IP
Male / White



90-328
1/8 IP
Male / Black



90-321
1/8 IP
Female / White



90-322
1/8 IP
Female / Black



90-325
1/4 IP
Male / White



90-326
1/4 IP
Male / Black




90-323
1/4 IP
Female / White



90-324
1/4 IP
Female / Black

Hardware & Lamp Parts



Harps & Accessories	130-132
Finials	133-136
Reel & Bulk Chain	137-139
Steel & Brass Nipples	140-141
Cross Bars	142-143
Locknuts	144-145
Check Rings	146-147
Washers & Steel Pipe	148
Fixture & Screw Collar Loops	149-151
Hardware, Caps, Screws & Bushings	152-154
Brass Couplings & Balls	155
Brass Necks & Spindles	156
Brass Swivels	157
Armbands & Elbows	158
Swag Hook Kits & Drop Ceiling/Track Accessories	159
Spacers & Candle Cups	160
Steel Necks	161
Candle Covers	162-165
Bead Chain & Accessories, Pulls & Tassels	166
Crystal & Accessories	167
Lighting Accessories	168

Heavy Duty Harps 1/8 IP Saddle • 1/4-27 Thread

HARDWARE & LAMP PARTS



Polished Brass Finish
125 CTN

90-2203 - 6"	90-555 - 10½"
90-2204 - 6½"	90-923 - 11"
90-919 - 7"	90-556 - 11½"
90-552 - 7½"	90-924 - 12"
90-2235 - 7¾"	90-557 - 12½"
90-920 - 8"	90-925 - 13"
90-553 - 8½"	90-2256 - 13½"
90-921 - 9"	90-2257 - 14"
90-554 - 9½"	90-2520 - 15"
90-922 - 10"	



Polished Nickel Finish
125 CTN

90-2205 - 6"	90-2010 - 10½"
90-2206 - 6½"	90-2004 - 11"
90-2000 - 7"	90-2011 - 11½"
90-2007 - 7½"	90-2005 - 12"
90-2236 - 7¾"	90-2012 - 12½"
90-2001 - 8"	90-2006 - 13"
90-2008 - 8½"	90-2258 - 13½"
90-2002 - 9"	90-2259 - 14"
90-2009 - 9½"	90-2521 - 15"
90-2003 - 10"	



Antique Brass Finish
125 CTN

90-2264 - 6"	90-2268 - 10"
90-2265 - 7"	90-2269 - 11"
90-2266 - 8"	90-2270 - 12"
90-2267 - 9"	



Dark Antique Brass Finish
125 CTN

90-2088 - 7"	90-2079 - 8½"
90-2078 - 7½"	90-2080 - 9½"
90-2089 - 8"	

1/8 IP - 2¾" Wide Saddles for CFL - Heavy Duty



- 90-2340 1/8 IP Saddle - Brass Plated
- 90-2341 1/8 IP Saddle - Nickel Plated

1/8 IP & 1/4 IP Saddles - Heavy Duty



- 90-2291 1/8 IP Saddle - Brass Plated
- 90-2292 1/8 IP Saddle - Nickel Plated
- 90-2031 1/4 IP Saddle - Brass Plated
- 90-2032 1/4 IP Saddle - Nickel Plated

1/2" Finial-Zinc Die Cast 1/4-27



- 80-1181 Polished Brass Finish
- 80-1182 Nickel Finish
- 80-1518 Ant. Brass
- 80-1519 Dark Ant. Brass

Shade Rings - Plated 3/4" Diameter



- 90-2456 3 Hole Brass
- 90-2533 3 Hole Nickel



- 90-2457 4 Hole Brass
- 90-2534 4 Hole Nickel

Light Duty Harps 1/8 IP Saddle • 1/4-27 Thread

Polished Brass Finish 125 CTN

90-2029 - 4"	90-222 - 10"
90-2030 - 5"	90-561 - 10½"
90-2374 - 5½"	90-223 - 11"
90-2376 - 6"	90-562 - 11½"
90-570 - 6½"	90-224 - 12"
90-219 - 7"	90-563 - 12½"
90-558 - 7½"	90-225 - 13"
90-220 - 8"	90-571 - 13½"
90-559 - 8½"	90-2378 - 14"
90-221 - 9"	90-2522 - 15"
90-560 - 9½"	



Polished Nickel Finish 125 CTN

90-2242 - 4"	90-2016 - 10"
90-2028 - 5"	90-2024 - 10½"
90-2375 - 5½"	90-2017 - 11"
90-2377 - 6"	90-2025 - 11½"
90-2020 - 6½"	90-2018 - 12"
90-2013 - 7"	90-2026 - 12½"
90-2021 - 7½"	90-2019 - 13"
90-2014 - 8"	90-2027 - 13½"
90-2022 - 8½"	90-2379 - 14"
90-2015 - 9"	90-2523 - 15"
90-2023 - 9½"	



HARDWARE & LAMP PARTS

All Harps are measured from the top of the harp, (not including the 1/4-27 thread riser), to the bottom of the assembled saddle.

Dark Antique Brass Finish 125 CTN

90-2081 - 7"	90-2083 - 9"
90-2082 - 8"	



1/8 IP - 2¾" Wide Saddles for CFL - Light Duty



- 90-2338 1/8 IP Saddle - Brass Plated
- 90-2339 1/8 IP Saddle - Nickel Plated

1/2" Finial-Zinc Die Cast 1/4-27



- 80-1181 Polished Brass Finish
- 80-1182 Nickel Finish
- 80-1518 Ant. Brass
- 80-1519 Dark Ant. Brass

1/8 IP & 1/4 IP Saddles - Light Duty



- 90-2293 1/8 IP Saddle - Brass Plated
- 90-2289 1/8 IP Saddle - Nickel Plated
- 90-2093 1/4 IP Saddle - Brass Plated
- 90-2094 1/4 IP Saddle - Nickel Plated

Steel Finials - Plated 1/4-27



- 90-139 1/2" Brass
- 90-136 1" Brass
- 90-137 1½" Brass
- 90-2453 1/2" Nickel
- 90-2454 1" Nickel
- 90-2455 1½" Nickel

Heavy Duty Cup Harps 1/4-27 Thread

HARDWARE & LAMP PARTS

All Cup Harps are measured exact size. (not including Harp Cup)



Polished Brass Plated

- 90-2246 - 6"
- 90-2248 - 7"
- 90-2250 - 8"
- 90-2252 - 9"
- 90-2254 - 10"



Polished Nickel Plated

- 90-2247 - 6"
- 90-2249 - 7"
- 90-2251 - 8"
- 90-2253 - 9"
- 90-2255 - 10"

Bulb Clips 1/4-27



90-2535
3" Diameter
Ring with
Bulb Clip



90-2529
2" Short
Medium Base
Bulb Clip & Finial



90-940
Medium Base
Bulb Clip
Brass Plated



90-1567
Cand. Base
Bulb Clip
Brass Plated

Steel Risers 1/4-27 Brass Plated



- 90-2458 1/2" Brass Plated
- 90-142 1" Brass Plated
- 90-2597 1 1/2" Brass Plated
- 90-141 2" Brass Plated

Solid Brass Risers 1/4-27 Burnished and Lacquered



- 90-1562 1/2"
- 90-1589 1 1/2"
- 90-140 1"
- 90-701 2"

2 1/2 Heavy Duty Cup for Swing Arm Lamps



90-2353 Polished Brass Finish



90-2354 Nickel Finish

1/2" Finial-Zinc Die Cast 1/4-27



- 80-1181 Polished Brass Finish
- 80-1182 Nickel Finish
- 80-1518 Ant. Brass
- 80-1519 Dark Ant. Brass

Socket Saddle Protector



80-1197
Steel U-Bracket
Unfinished

Shade Rings - Plated 3/4" Diameter



90-2456 3 Hole Brass
90-2533 3 Hole Nickel



90-2457 4 Hole Brass
90-2534 4 Hole Nickel



Bud Finial
1 3/8" Height - 1/8 IP
90-1723 Pol. Brass
90-1724 Ant. Brass
90-1725 Pol. Chrome



Acorn Finial
1 1/2" Height - 1/8 IP
90-133 Pol. Brass
90-1712 Ant. Brass
90-1713 Pol. Chrome



Spindle Finial
2 1/4" Height - 1/8 IP
90-135 Pol. Brass



Bullet Finial
2" Height - 1/4-27
90-1717 Pol. Brass
90-1718 Ant. Brass
90-1719 Pol. Chrome



Modern Finial
1 1/2" Height - 1/4-27
90-1714 Pol. Brass
90-1715 Ant. Brass
90-1716 Pol. Chrome



Pyramid Finial
1 1/2" Height - 1/4-27
90-1720 Pol. Brass
90-1721 Ant. Brass
90-1722 Pol. Chrome



Eagle Finial
2" Height - 1/8 IP
90-134 Pol. Brass



90-762
Use 90-762 to Reduce
1/8 IP to 1/4-27
(Thread on Lamp Harp)



Small Pyramid Knob
3/4" Height - 1/8 IP
90-959 Pol. Brass



Large Pyramid Knob
1 1/4" Height - 1/8 IP
90-1160 Pol. Brass
90-1161 Ant. Brass
90-1711 Pol. Chrome



1" Plain Knob
1/8 IP
90-1050 Pol. Brass
90-1051 Pol. Chrome



1 1/2" Plain Knob
1/8 IP
90-166 Pol. Brass
90-1056 Pol. Chrome

Solid Brass *Polished • Burnished & Lacquered*

HARDWARE & LAMP PARTS



90-886
Urn Finial
1 3/4" Height - 1/8 IP
Burnished and
Lacquered



90-130
Small Spindle Finial
1 7/8" Height - 1/4-27
Burnished and
Lacquered



90-1731
Large Spindle Finial
2 3/8" Height - 1/4-27
Polished Brass



90-838 Brass
80-2102 Nickel
Bullet Finial
2" Height - 1/8 IP
Burnished and Lacquered



90-1735
Urn Finial
1 1/2" Height - 1/4-27
Polished Brass



90-837
Acorn Finial
1 1/2" Height - 1/8 IP
Burnished and
Lacquered



90-1732
Finial
1 1/2" Height - 1/4-27
Polished Brass



90-1733 Brass
80-2103 Nickel
Polished Tear Drop Finial
1 1/2" Height - 1/8 IP



90-842 Brass Ball Finial
1 1/2" Height 3/4" Dia. - 1/8 IP
Burnished and Lacquered
80-1880 Satin Nickel Ball Finial
1 1/2" Height 3/4" Dia. - 1/4-27



90-132
Ball Finial
1 3/8" Height 7/8" Dia. - 1/8 IP
Burnished and
Lacquered



90-1386
Ball Knob Finial
1 1/2" Height - 1/4-27
Burnished and
Lacquered



90-762
Use 90-762 to Reduce
1/8 IP to 1/4-27
(Thread on Lamp Harp)

Solid Brass Polished



90-1744
Flame Ribbed
Brass Finial
2¾" Height - 1/4-27
Polished Brass



90-1743
Leaf Brass
Finial
3½" Height - 1/4-27
Polished Brass



90-1745
U-Shaped
Leaf Brass Finial
2¾" Height - 1/4-27
Polished Brass



90-1734
Large Urn Finial
2¾" Height - 1/8 IP
Polished Brass



90-1746
Fan
Brass Finial
3" Height - 1/4-27
Polished Brass



90-1747
Oriental
Brass Finial
2¾" Height - 1/4-27
Polished Brass



90-1748
Ceramic
Urn Finial
2½" Height - 1/4-27



90-1740
Beige Marble
Ball Finial
2" Height - 1/4-27



90-1738
Diamond Cut
Crystal Finial
2¼" Height - 1/4-27



90-1737
Pendalogue Cut
Crystal Finial
2¾" Height - 1/4-27



90-1739
U-Drop Cut
Crystal Finial
3¼" Height - 1/4-27



90-1736
Ball Cut
Crystal Finial
2¼" Height - 1/4-27




90-1741
Wood Ball
Finial
1½" Height - 1/4-27



90-1742
Wood Ribbed
Ball Finial
2" Height - 1/4-27




11 Gauge Chain - 50 yds. (150 ft.) to Reel / 1 Reel to Master



**15 lbs
MAX**

- 79-200**
Brass
Finish
- 79-204**
Ant. Brass
Finish
- 79-201**
Nickel
Finish
- 79-233**
White
Finish
- 79-203**
Black
Finish
- 79-205** (120' Reel)
Spanish Type
Brass Finish
- 79-206** (120' Reel)
Spanish Type
Ant. Brass

8 Gauge Chain - 100 ft. to Reel / 1 Reel to Master



**35 lbs
MAX**

- 79-209**
Brass
Finish
- 79-212**
Ant. Brass
Finish
- 79-210**
Nickel
Finish
- 79-213**
White
Finish
- 79-211**
Black
Finish



**Malleable Iron
Chain Pliers**

90-099 Chain Pliers
Packing: 1 Box/50 Master

1 Yard Lengths

HARDWARE & LAMP PARTS

11 Gauge

- 1 1/2" Link Length
- 7/8" Link Width
- 3/32" Thick
- 1 yd. Length
- 200 yds./ctn.



15 lbs
MAX

90-070
Brass
Finish

90-071
Ant. Brass
Finish

90-072
Black
Finish

90-077
Nickel
Finish

90-670
White
Finish

8 Gauge

- 1 1/2" Link Length
- 7/8" Link Width
- 1/8" Thick
- 1 yd. Length
- 100 yds./ctn.



35 lbs
MAX

79-455
Brass
Finish

79-464
Ant. Brass
Finish

79-460
Nickel
Finish

79-458
White
Finish

79-457
Black
Finish

1 Yard Lengths

8 Gauge

- 1 1/2" Link Length
- 7/8" Link Width
- 1/8" Thick
- 1 yd. Length
- 24 yds./ctn.



35 lbs MAX

25-1067
8 Gauge
Old Bronze
Finish

25-1072
8 Gauge
Textured White
Finish

25-1069
8 Gauge
Brushed Nickel
Finish

8 Gauge

- 1 1/2" Link Length
- 7/8" Link Width
- 1/8" Thick
- 1 yd. Length
- 24 yds./ctn.



35 lbs MAX

25-1080
8 Gauge
Copper Bronze
Finish

25-1074
8 Gauge
Flemish Gold
Finish

25-1081
8 Gauge
Dorado Bronze
Finish

4 Gauge

- 1 3/4" Link Length
- 1 1/8" Link Width
- 1/4" Thick
- 1 yd. Length
- 50 yds./ctn.



50 lbs MAX


90-080
4 Gauge
Brass
Finish

90-081
4 Gauge
Ant. Brass
Finish

90-000
4 Gauge
Nickel
Finish

90-085
4 Gauge
Black
Finish

Specialty Chain - 1 Yard Length 100 yds./ctn.



15 lbs MAX

90-078
Spanish Type
Pol. Brass
Finish

90-086
Spanish Type
Ant. Brass
Finish

79-432
Fluorescent
Chrome
Finish

79-306
#12
Jack Chain
(100 ft. Lengths)

1/8IP Steel Nipple – Zinc Plated



1/8 IP Thread size
3/8" Wide

Item No.	Length	Item No.	Length	Item No.	Length	Item No.	Length
90-1028	3/8"	90-1008	2 1/8"	90-1030	5 1/4"	90-2105	16"
90-280	1/2"	90-289	2 1/4"	90-1031	5 1/2"	90-2106	18"
90-281	5/8"	90-290	2 1/2"	90-1198	5 3/4"	90-2107	20"
90-282	3/4"	90-1012	2 5/8"	90-255	6"	90-271	24"
90-1021	7/8"	90-1022	2 3/4"	90-1004	6 1/8"	90-270	30"
90-283	1"	90-291	3"	90-1281	6 1/2"	90-274	36" Unfinished
90-284	1 1/8"	90-292	3 1/4"	90-1005	7"	90-2233	36"
90-258	1 1/4"	90-293	3 1/2"	90-256	8"	90-2108	45"
90-285	1 3/8"	90-1014	3 3/4"	90-2102	9"	90-2109	48"
90-286	1 1/2"	90-294	4"	90-1068	10"	90-2110	54"
90-2111	1 5/8"	90-1023	4 1/4"	90-2103	11"	90-2627	60"
90-257	1 3/4"	90-1003	4 1/2"	90-1009	11 1/2"	90-2625	72"
90-287	1 7/8"	90-1029	4 3/4"	90-272	12"		
90-288	2"	90-295	5"	90-2104	14"		

Zinc plated steel except 90-274 (36") which is unfinished steel

1/4IP Steel Nipple – Zinc Plated



1/4 IP Thread size
1/2" Wide

Item No.	Length	Item No.	Length	Item No.	Length	Item No.	Length
90-296	1/2"	90-299	2"	90-1002	4 1/2"	90-2124	10"
90-1199	5/8"	90-2115	2 1/4"	90-2117	4 3/4"	90-2125	11"
90-302	3/4"	90-301	2 1/2"	90-261	5"	90-2126	12"
90-2112	7/8"	90-1162	2 3/4"	90-2118	5 1/4"	90-2127	24"
90-297	1"	90-259	3"	90-2119	5 1/2"	90-1063	36" Unfinished
90-2113	1 1/8"	90-1026	3 1/4"	90-2120	5 3/4"	90-2545	48"
90-1000	1 1/4"	90-1027	3 1/2"	90-262	6"	90-2546	48" Unfinished
90-2114	1 3/8"	90-1163	3 3/4"	90-2121	7"	90-2594	50"
90-298	1 1/2"	90-260	4"	90-2122	8"	80-1938	72"
90-1025	1 3/4"	90-2116	4 1/4"	90-2123	9"		

Zinc plated steel except 90-1063 (36") & 90-2546 (48") which are unfinished steel



3/8 IP Thread size
5/8" Wide

3/8IP Steel Nipple – Zinc Plated


Item No.	Length	Item No.	Length	Item No.	Length	Item No.	Length
90-2128	1/2"	90-2131	1 1/8"	90-1062	2"	90-609	5"
90-2129	5/8"	90-1018	1 1/4"	90-607	2 1/2"	90-610	6"
90-1016	3/4"	90-2132	1 3/8"	90-1060	3"	90-611	36" Unfinished
90-2130	7/8"	90-606	1 1/2"	90-1173	3 3/4"	90-2626	48"
90-1015	1"	90-1017	1 3/4"	90-608	4"		

Zinc plated steel except 90-611 (36") which is unfinished steel

1/8IP Yellow Zinc Plated

Item No.	Length	Item No.	Length	Item No.	Length	Item No.	Length
90-5003	3/8"	90-5032	4"	90-5092	11 1/2"	90-5152	19"
90-5004	1/2"	90-5036	4 1/2"	90-5096	12"	90-5156	19 1/2"
90-5005	5/8"	90-5040	5"	90-5100	12 1/2"	90-5160	20"
90-5006	3/4"	90-5044	5 1/2"	90-5104	13"	90-5168	21"
90-5007	7/8"	90-5048	6"	90-5108	13 1/2"	90-5176	22"
90-5008	1"	90-5052	6 1/2"	90-5112	14"	90-5180	22 1/2"
90-5010	1 1/4"	90-5056	7"	90-5116	14 1/2"	90-5184	23"
90-5012	1 1/2"	90-5060	7 1/2"	90-5120	15"	90-5192	24"
90-5014	1 3/4"	90-5064	8"	90-5124	15 1/2"	90-2622	30"
90-5016	2"	90-5068	8 1/2"	90-5128	16"	90-5199	36"
90-5020	2 1/2"	90-5072	9"	90-5132	16 1/2"	90-5200	45"
90-5024	3"	90-5076	9 1/2"	90-5136	17"	90-5201	48"
90-5026	3 1/4"	90-5080	10"	90-5140	17 1/2"	90-5203	54"
90-5028	3 1/2"	90-5084	10 1/2"	90-5144	18"	90-2623	60"
90-5030	3 3/4"	90-5088	11"	90-5148	18 1/2"		

1/8 IP



1/8 IP Thread size
3/8" Wide

1/8IP Solid Brass Nipples - Unfinished

Item No.	Length	Item No.	Length	Item No.	Length	Item No.	Length
90-2211	3/8"	90-1188	1 1/2"	90-1192	3"	90-2137	5"
90-1182	1/2"	90-2133	1 5/8"	90-1193	3 1/4"	90-2138	5 1/2"
90-1183	5/8"	90-2134	1 3/4"	90-1194	3 1/2"	90-2158	6"
90-1184	3/4"	90-1189	2"	90-2136	3 3/4"	90-2234	36"
90-1185	1"	90-1190	2 1/4"	90-1195	4"		
90-1186	1 1/8"	90-1191	2 1/2"	90-1196	4 1/4"		
90-1187	1 1/4"	90-2135	2 3/4"	90-1197	4 1/2"		

1/8 IP




1/8 IP Thread size
3/8" Wide

1/4IP Solid Brass Nipples - Unfinished

Item No.	Length	Item No.	Length	Item No.	Length	Item No.	Length
90-2518	1/2"	90-2472	7/8"	90-2475	2"	90-2476	3 1/2"
90-2519	5/8"	90-2473	1"	90-2407	2 1/2"		
90-2471	3/4"	90-2474	1 1/2"	90-2385	3"		

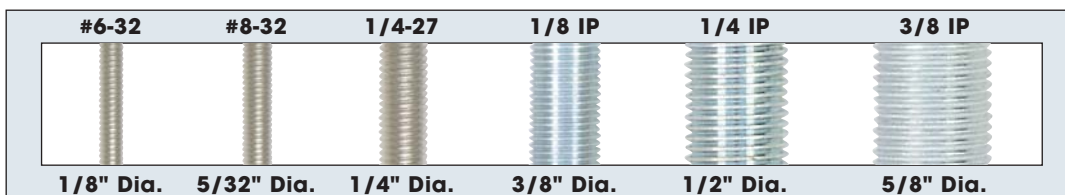
1/4 IP



1/4 IP Thread size
1/2" Wide

1/8" Dia. 5/32" Dia. 1/4" Dia. 3/8" Dia. 1/2" Dia. 5/8" Dia.

Thread Size Reference Guide



Assorted Cross Bars

HARDWARE & LAMP PARTS

Gem Bars 1/8 IP



90-113 3/4" x 3 7/8"



90-1125 with Ground Screw - 3/4" x 3 7/8"

Cross Bars 1/4 IP



90-110 1" x 4 3/8"



90-1126 with Ground Screw - 1" x 4 3/8"
90-2477 with Ground Screw - 1" x 4 3/8" (heavy duty)

Cross Bar 3/8 IP



90-1065 1" x 4 3/8"

Adjustable Cross Bar



90-179 Center Hole Slips 3/8 IP
Adjusts from 4 1/2" to 6 1/2"

Offset Cross Bars



90-109 1" x 4 5/8"
Screw Holes - 4 1/4" Center to Center



90-112 1" x 4"
Screw Holes - 2 3/4", 3 3/8" and 3 1/2"
Center to Center
Center Hole Slips 3/8 IP
With Ground Screw

Double Cross Bars




90-575
Screw Holes - 2 3/4" and 3 7/8"
Center to Center



90-1073
Screw Holes - 2 3/4" and 3 7/8"
Center to Center
with Ground Screw


Universal Crossbars & Lamp Parts



Round Universal Crossbar - Flat Sides

Screw Holes 2 3/4" x 3 1/2" Center to Center

90-1784



Universal Crossbar

Screw Holes 2 3/4" x 3 1/2" Center to Center

90-111

90-2478 (with Ground Screw)



Round Universal Crossbar

Screw Holes 2 3/4" x 3 1/2" Center to Center

90-1650

90-1785 (with Ground Screw)



1/2" Small Ceiling Hickey w/Screw Hole

90-5310 1/8 IP x 1/8 IP



1" Ceiling Hickey

- 90-114** 1/8 IP x 1/4 IP
- 90-115** 1/8 IP x 1/8 IP
- 90-178** 1/8 IP x 3/8 IP
- 90-1705** 1/4 IP x 1/4 IP
- 90-175** 1/4 IP x 3/8 IP
- 90-589** 3/8 IP x 3/8 IP
- 90-612** 1/2 IP x 1/2 IP



1" Malleable Iron Hickey

- 90-1127** 1/8 IP x 1/8 IP
- 90-1128** 1/8 IP x 1/4 IP
- 90-1217** 1/8 IP x 3/8 IP
- 90-1565** 1/4 IP x 1/4 IP
- 90-1129** 1/4 IP x 3/8 IP
- 90-598** 3/8 IP x 3/8 IP
- 90-613** 1/2 IP x 1/2 IP



1" Small Ceiling Hickey w/Screw Hole

80-2015 1/8 IP x 1/8 IP



Ceiling Extension

3/8 IP Male x
3/8 IP Female

- 90-165** 1"
- 80-593** 1 3/8"



Crowfoot

90-1130 3/8 IP Male

LOCKNUTS & WASHERS



Steel Unfinished • Brass Plated • Zinc Plated

HARDWARE & LAMP PARTS

Locknuts, Pal Nuts and Toothwashers



Steel Locknut - 1/8 IP
9/16" hex., 1/8" thick
90-001 Unfinished
90-1036 Brass Plated
90-1037 Zinc Plated



Steel Locknut - 1/8 IP
9/16" hex., 3/16" thick
90-034 Unfinished
90-033 Brass Plated
90-1035 Zinc Plated



Steel Locknut - 1/8 IP
1/2" hex., 1/8" thick
90-187 Unfinished
90-1066 Brass Plated
90-1636 Zinc Plated



Steel Locknut - 1/8 IP
1/2" hex., 3/16" thick
90-1648 Unfinished
90-1646 Brass Plated
90-1649 Zinc Plated



Steel Locknut - 1/4 IP
1 1/16" hex., 1/8" thick
90-1038 Unfinished
90-591 Brass Plated
90-171 Zinc Plated



Steel Locknut - 1/4 IP
3/4" hex., 1/4" thick
90-1702 Unfinished
90-1703 Brass Plated
90-1704 Zinc Plated



Steel Locknut - 3/8 IP
7/8" dia., 1/8" thick
90-002 Zinc Plated



Steel Square Locknut - 3/8 IP
1" dia., 1/8" thick
90-1424 Zinc Plated

Steel Locknuts



90-015
6/32
Zinc Plated



90-017
8/32
Zinc Plated



90-018
1/4-20
Zinc Plated



90-019
Unfinished



90-594
Brass Plated

Toothwashers 1/8 IP Slip



90-390
Unfinished



90-392
Brass Plated



90-592
Zinc Plated

Toothwasher 8/32 Slip



90-1578
Zinc Plated

Toothwashers 1/4 IP Slip



90-1804
Zinc Plated



90-1579
Unfinished



90-1580
Brass Plated

Toothwasher 3/8 IP Slip



90-1698
Zinc Plated

Brass Unfinished • Nickel Plated • Burnished & Lacquered

Brass Round Knurled Locknuts 9/16" Diameter 1/8 IP



90-003
Burnished & Lacquered



90-1042
Nickel Plated



90-1699
Unfinished

Brass Round Knurled Locknuts 3/4" Diameter 1/8 IP



90-004
Burnished & Lacquered



90-1577
Nickel Plated



90-1623
Unfinished

Brass Hexagon Locknuts 1/8 IP



90-172
1/2" Hex. 1/8" Thick
Unfinished



90-1385
1/2" Hex., 1/8" Thick
Nickel Plated



90-1700
1/2" Hex., 3/16" Thick
Unfinished

Brass Round Beaded Locknut 1/8 IP



90-1634
9/16" Dia., 5/32" Thick
Unfinished

Brass Round Plain Locknut 1/8 IP



90-1621
3/4" Dia. 1/8" Thick
Unfinished

Brass Battery Nut 8/32



90-016
Burnished & Lacquered

Brass Hexagon Locknut 1/4 IP



90-1701
1 1/16" Hex., 3/16" Thick
Unfinished

Brass Round Knurled Locknut 1/4 IP



90-014
3/4" Dia., 1/8" Thick
Burnished & Lacquered

Brass Round Knurled Locknut 1/8 IP



90-1601
1" Dia., 1/8" Thick
Unfinished

CHECK RINGS



Steel Unfinished • Brass Plated • Nickel Plated

HARDWARE & LAMP PARTS

1/8 IP = 7/16"
1/4 IP = 9/16"

Curled Edge 1/8 IP Slip



Steel Check Ring
Curled Edge
1/8 IP Slip - Brass Plated

- | | |
|---------------|----------------|
| 90-2049 1/2" | 90-333 1 1/4" |
| 90-379 5/8" | 90-2061 1 3/8" |
| 90-359 3/4" | 90-364 1 1/2" |
| 90-360 7/8" | 90-350 1 3/4" |
| 90-362 1" | 90-351 2" |
| 90-363 1 1/8" | |



Steel Check Ring
Curled Edge
1/8 IP Slip - Nickel Plated

- | | |
|--------------|----------------|
| 90-1661 1/2" | 90-1710 1 1/8" |
| 90-2051 5/8" | 90-1095 1 1/4" |
| 90-381 3/4" | 90-1096 1 1/2" |
| 90-383 7/8" | 90-1644 1 3/4" |
| 90-361 1" | 90-1790 2" |



Steel Check Ring
Curled Edge
1/8 IP Slip - Unfinished

- | | |
|----------------|----------------|
| 90-2050 1/2" | 90-2059 1 1/4" |
| 90-2052 5/8" | 90-2062 1 3/8" |
| 90-2053 3/4" | 90-2063 1 1/2" |
| 90-2055 7/8" | 90-2074 1 3/4" |
| 90-2056 1" | 90-2076 2" |
| 90-2058 1 1/8" | |



Beaded Steel
Check Ring
1/8 IP Slip

- | |
|-----------------------------|
| 90-388 1 1/8" Brass Plated |
| 90-389 1 1/8" Nickel Plated |



Steel Ring
Curled Edge
1/8 IP Slip - Vacuum Brass

- | |
|---------------|
| 90-176 1" |
| 90-177 1 1/4" |



Steel Check Ring
Curled Edge
1/8 IP Slip - Antique Brass

- | | |
|--------------|----------------|
| 90-1838 1/2" | 90-1766 1" |
| 90-1788 5/8" | 90-2182 1 1/4" |
| 90-1765 3/4" | 90-1763 1 1/2" |
| 90-1789 7/8" | 90-1839 2" |

Straight Edge 1/8 IP Slip



Steel Check Ring
Straight Edge
1/8 IP Slip - Brass Plated

- | |
|----------------|
| 90-353 1 1/4" |
| 90-354 1 1/2" |
| 90-355 1 5/8" |
| 90-356 1 3/4" |
| 90-357 2" |
| 90-1772 3" |
| 90-1641 3 1/4" |



Steel Check Ring
Straight Edge
1/8 IP Slip - Unfinished

- | | |
|----------------|----------------|
| 90-2064 1 5/8" | 90-1654 3" |
| 90-2066 1 7/8" | 90-2072 3 1/4" |
| 90-2067 2" | 90-2073 3 1/2" |
| 90-2068 2 1/8" | 80-1204 3 3/4" |
| 90-2069 2 1/4" | 80-1282 4" |
| 90-2070 2 1/2" | 80-1205 4 1/4" |
| 90-1640 2 3/4" | |



Steel Check Ring
Curled Edge
1/4 IP Slip - Brass Plated

- | |
|----------------|
| 90-358 3/4" |
| 90-472 1" |
| 90-473 1 1/4" |
| 90-2091 1 1/2" |
| 90-2075 1 3/4" |
| 90-1656 2" |



Steel Check Ring
Curled Edge
1/4 IP Slip - Unfinished

- | |
|----------------|
| 90-2054 3/4" |
| 90-2057 1" |
| 90-1655 1 1/8" |
| 90-2060 1 1/4" |
| 90-2090 1 1/2" |
| 90-2077 2" |



Steel Check Ring
Curled Edge
1/4 IP Slip - Nickel Plated

- | |
|----------------|
| 90-1832 1" |
| 90-1833 1 1/4" |
| 90-1834 1 1/2" |
| 90-1835 2" |

Brass Unfinished • Nickel Plated • Burnished & Lacquered

Turned Brass Check Rings – Plated



Turned Brass Check Ring
1/8 IP Slip
Burnished and Lacquered

- | | |
|--------------|----------------|
| 90-2139 1/2" | 90-1091 1 1/4" |
| 90-2140 5/8" | 90-1092 1 1/2" |
| 90-2141 3/4" | 90-2146 1 3/4" |
| 90-2142 7/8" | 90-1094 2" |
| 90-1090 1" | |



Turned Brass Check Ring
1/8 IP Slip
Nickel Plated

- | |
|----------------|
| 90-1093 1" |
| 90-1088 1 1/4" |
| 90-1089 1 1/2" |



Turned Brass Check Ring
1/4 IP Slip
Burnished and Lacquered

- | |
|----------------|
| 90-2147 3/4" |
| 90-2148 7/8" |
| 90-2149 1" |
| 90-2150 1 1/2" |

Turned Brass Check Rings – Unfinished



Turned Brass Check Ring
1/8 IP Slip – Unfinished

- | | | |
|--------------|----------------|----------------|
| 90-1608 1/2" | 90-1602 1 1/8" | 90-1605 1 3/4" |
| 90-1594 5/8" | 90-1598 1 1/4" | 90-1606 1 7/8" |
| 90-1595 3/4" | 90-1603 1 3/8" | 90-1607 2" |
| 90-1596 7/8" | 90-1599 1 1/2" | |
| 90-1597 1" | 90-1604 1 5/8" | |



Turned Brass Check Ring
1/4 IP Slip – Unfinished

- | | | |
|--------------|----------------|----------------|
| 90-1609 5/8" | 90-1613 1 1/8" | 90-1617 1 5/8" |
| 90-1610 3/4" | 90-1614 1 1/4" | 90-1618 1 3/4" |
| 90-1611 7/8" | 90-1615 1 3/8" | 90-1619 1 7/8" |
| 90-1612 1" | 90-1616 1 1/2" | 90-1620 2" |


Turned Brass Double Check Ring



1/8 IP Slip
Burnished and Lacquered

- | |
|--------------|
| 90-2151 3/4" |
| 90-2152 1" |

Knurl Solid Brass Check Ring



(Side View)

1/8 IP Tapped

- | |
|----------------|
| 90-2438 3/4" |
| 90-2439 7/8" |
| 90-2440 1" |
| 90-2441 1 1/4" |

Solid Brass Square Check Ring



1/8 IP Slip

- | |
|-----------------------|
| 90-2318 3/4" Polished |
| 90-2319 1" Polished |

WASHERS & STEEL PIPE



Assorted Steel • Felt • Rubber • Plastic

HARDWARE & LAMP PARTS

Steel Washers



Steel Washer
1/8 IP Slip - 16 Gauge
Unfinished

- | | | | |
|---------|--------|---------|--------|
| 90-1652 | 7/8" | 90-991 | 1 3/4" |
| 90-985 | 1" | 90-992 | 2" |
| 90-987 | 1 1/8" | 90-1218 | 2 1/2" |
| 90-988 | 1 1/4" | 90-995 | 3" |
| 90-989 | 1 1/2" | 90-1830 | 3 1/2" |



Steel Washer
1/4 IP Slip - 16 Gauge
Unfinished

- | | | | |
|---------|--------|---------|--------|
| 90-986 | 1" | 90-1660 | 2 1/4" |
| 90-1298 | 1 1/4" | 90-1149 | 2 1/2" |
| 90-990 | 1 1/2" | 90-996 | 3" |
| 90-1653 | 1 3/4" | 90-1831 | 4" |
| 90-993 | 2" | | |



Light Steel Washer
1/8 IP Slip

- | | | | |
|--------------|---------------|---------|------|
| Brass Plated | Nickel Plated | | |
| 90-1020 | 5/8" | 90-2634 | 3/4" |
| 90-384 | 3/4" | 90-2635 | 1" |
| 90-385 | 1" | | |



Reducing Washer
9/16" x 7/16"
Brass Plated

90-365

Felt, Rubber & Plastic Washers



Felt Washer
1/8 IP Slip - White

- | | | | |
|---------|------|---------|--------|
| 90-1175 | 5/8" | 90-1179 | 1 1/4" |
| 90-1176 | 3/4" | 90-1180 | 1 1/2" |
| 90-1177 | 7/8" | 90-1181 | 2" |
| 90-1178 | 1" | | |



Rubber Washer
1/8 IP Slip - White

- | | | | |
|--------|------|--------|--------|
| 90-386 | 1/2" | 90-154 | 1 1/4" |
| 90-152 | 3/4" | 90-155 | 1 1/2" |
| 90-153 | 7/8" | 90-156 | 2" |
| 90-387 | 1" | | |



Rubber Washer
1/8 IP Slip - Black

- | | | | |
|---------|------|---------|--------|
| 90-1166 | 1/2" | 90-1174 | 1 1/4" |
| 90-1167 | 3/4" | 90-1169 | 1 1/2" |
| 90-1168 | 1" | 90-1170 | 2" |



Plastic Crystal Washer
1 1/4" Dia. w/Lip - 1/8 IP Slip

90-1429

Steel Pipe

3/4" x 3/4" Threaded Ends 1/8 IP



Brass Plated



Nickel Plated



Raw Steel

Brass Plated

- | | |
|--------|-----|
| 90-276 | 4" |
| 90-277 | 6" |
| 90-278 | 8" |
| 90-267 | 10" |
| 90-268 | 12" |
| 90-269 | 14" |

Nickel Plated

- | | |
|---------|-----|
| 90-2501 | 4" |
| 90-2502 | 6" |
| 90-2503 | 8" |
| 90-2504 | 10" |
| 90-2505 | 12" |
| 90-2506 | 14" |

Raw Steel

- | | |
|---------|-----|
| 90-2507 | 4" |
| 90-2508 | 6" |
| 90-2509 | 8" |
| 90-2510 | 10" |
| 90-2511 | 12" |
| 90-2512 | 14" |



Adjustable
Figurine

90-273

10" - 15" 1/8 IP
Threaded Ends
Brass Plated

Die Cast Assorted Finishes

**10 lbs
MAX**

1" Male Loops-1/8 IP w/Wireway



90-200
Brass
Finish



90-202
Ant. Brass
Finish



90-204
Black
Finish



90-721
White
Finish



90-212
Chrome
Finish



90-206
Ant. Copper
Finish

**10 lbs
MAX**

1" Female Loops-1/8 IP w/Wireway



90-201
Brass
Finish



90-203
Ant. Brass
Finish



90-205
Black
Finish



90-720
White
Finish



90-714
Chrome
Finish



90-2514
Brushed Nickel
Finish

**10 lbs
MAX**

1 1/2" Female Loops-1/8 IP w/Wireway



90-2515
Brushed Nickel
Finish



90-249
Brass
Finish



90-254
Ant. Brass
Finish



90-599
Chrome
Finish

3/4" Loops-1/8 IP w/Wireway



90-957
1/8 IP Male
Brass Finish



90-958
1/8 IP Female
Brass Finish

**20 lbs
MAX**

2" Die Cast Fixture Loops-1/8 IP w/Wireway



90-1776
1 Notch
Hang Straight
Brass Finish



90-253 Brass Finish
90-340 Ant. Brass Finish
90-341 Chrome Finish



90-263 Brass Finish
90-1726 Ant. Brass Finish
90-1727 Pol. Chrome Finish



Hang Straight Loop
90-1728 Pol. Brass Finish
90-1729 Ant. Brass Finish
90-1730 Pol. Chrome Finish



90-1775
5 Notch
Hang Straight
Brass Finish

Assorted Finishes

HARDWARE & LAMP PARTS

25 lbs
MAX

1/8 IP

1/8 IP Screw Collar Loops with Ring



90-2342
Brass Finish

90-2344
Ant. Brass Finish

90-2343
Chrome Finish

90-2422
White Finish

90-2421
Black Finish

1/4 IP

1/4 IP Screw Collar Loops with Ring



90-2595
Unfinished

90-2494
Brushed Nickel Finish

90-2495
Old Bronze Finish

90-335
Brass Finish

90-1848
Brushed Pewter Finish

1/4 IP

1/4 IP Screw Collar Loops with Ring



90-336
Ant. Brass Finish

90-337
Chrome Finish

90-338
White Finish

90-339
Black Finish

3/8 IP

3/8 IP Screw Collar Loops with Ring



90-1164
Brass Finish

90-2352
Ant. Brass Finish

90-2351
Chrome Finish

**50 lbs
MAX**

1/8 IP Cast Brass Screw Collar Loops with Ring



90-2295
Polished & Lacquered



90-2301
Polished Chrome



90-2294
Unfinished

1/8 IP
Fits 1" Canopy Hole
Ring Diameter 1 1/8"
Height 1 3/4"

1/4 IP Cast Brass Screw Collar Loops with Ring



90-1572
Polished & Lacquered



90-2300
Polished Chrome



90-1571
Unfinished

1/4 IP
Fits 1" Canopy Hole
Ring Diameter 1 1/8"
Height 1 3/4"

3/8 IP Cast Brass Screw Collar Loops with Ring



90-2297
Polished & Lacquered



90-2302
Polished Chrome



90-2296
Unfinished

3/8 IP
Fits 1" Canopy Hole
Ring Diameter 1 1/8"
Height 1 3/4"

1/4 IP Heavy Duty Cast Brass Screw Collar Loops with Ring



90-2299
Polished & Lacquered



90-2303
Polished Chrome



90-2298
Unfinished

1/4 IP
Fits 1 1/4" Canopy Hole
Ring Diameter 1 5/8"
Height 2 1/4"

Cap Nuts - 8/32



90-208
Brass Plated



90-209
Antique Brass



90-210
Black



90-710
Chrome



90-1836
White



90-1842
Bronze

Brass Balls - 8/32



90-666
3/8"
Burnished & Lacquered



90-711
Knurled 3/8"
Burnished & Lacquered



90-955
Knurled 3/8"
Brass Burnished & Lacquered



90-1837
Knurled 3/8"
Nickel

Brass Knobs - 8/32



90-652
Brass Burnished & Lacquered



90-651
Antique Brass



90-653
Nickel



90-1843
Bronze

Brass Pear Knobs - 8/32

Brass Lock-Up Caps - 1/8 IP



90-169
Brass Burnished & Lacquered



90-640
Nickel



90-168
Antique Brass



90-1809
Black



90-551
Brass Burnished & Lacquered

Plastic Lock-Up Caps - 1/8 IP



90-167
White 3/4"



90-822
White 1"



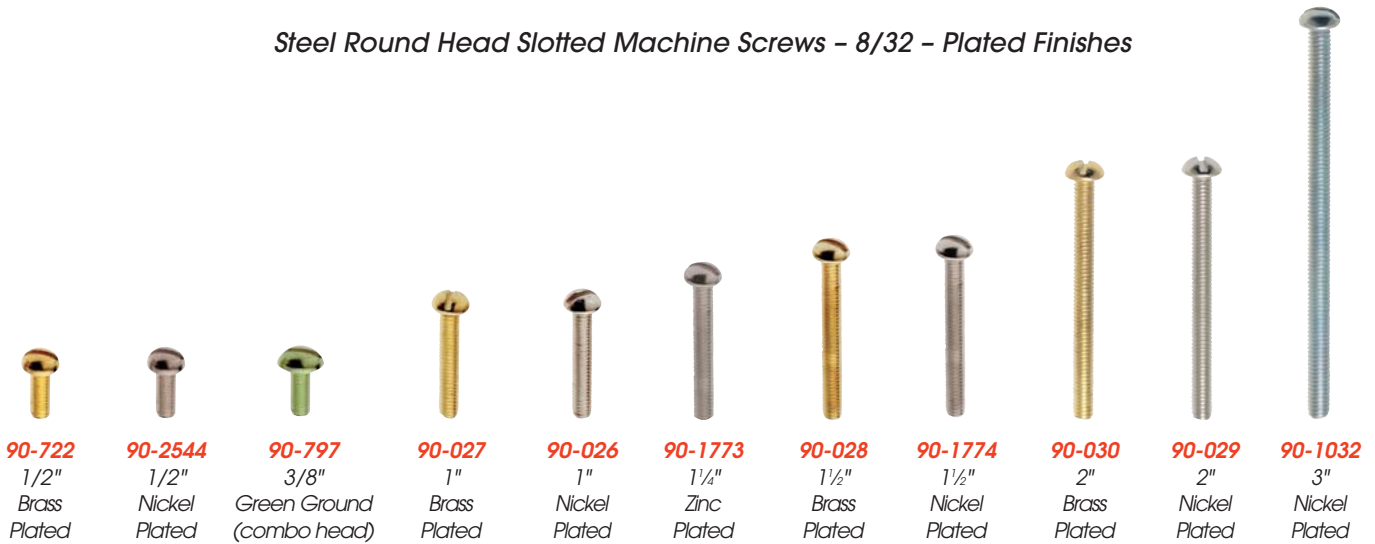
90-159
Brass Finish 1"



90-245
White w/Pull Chain Hole 1"

Brass / Steel Assorted Finishes

Steel Round Head Slotted Machine Screws – 8/32 – Plated Finishes



90-722 1/2" Brass Plated	90-2544 1/2" Nickel Plated	90-797 3/8" Green Ground (combo head)	90-027 1" Brass Plated	90-026 1" Nickel Plated	90-1773 1 1/4" Zinc Plated	90-028 1 1/2" Brass Plated	90-1774 1 1/2" Nickel Plated	90-030 2" Brass Plated	90-029 2" Nickel Plated	90-1032 3" Nickel Plated
--	--	---	--	---	--	--	--	--	---	--

HARDWARE & LAMP PARTS

Steel Knurled Head Thumb Screws – 8/32



90-1778 1/2" White	90-022 1/2" Brass Plated	90-023 1/2" Nickel Plated	90-024 1/2" Antique Brass	90-025 1/2" Black	90-059 3/4" Brass Plated	90-060 3/4" Antique Brass	90-031 1" Brass Plated	90-032 1" Nickel Plated
---------------------------------	---------------------------------------	--	--	--------------------------------	---------------------------------------	--	-------------------------------------	--------------------------------------

Steel Knurled Head Thumb Screws – 6/32




90-1154 1/2" Brass Plated	90-1156 1/2" Nickel Plated	90-1155 1/2" Antique Brass
--	---	---

Steel Switchplate Screws – 6/32



90-538 1/2" Brass Plated	90-535 1/2" Antique Brass	90-536 1/2" Black
---------------------------------------	--	--------------------------------

Plastic Switchplate Screws – 6/32



90-537 1/2" White Plastic	90-539 1/2" Ivory Plastic
--	--

Solid Brass Thumb Screws Burnished and Lacquered – 8/32

Ball Head



90-035 3/8"	90-036 1/2"	90-037 5/8"	90-038 3/4"
-----------------------	-----------------------	-----------------------	-----------------------

Flat Head



90-744 3/8"	90-635 1/4"
-----------------------	-----------------------

Nozzles, Nipples, Knobs & Bushings

HARDWARE & LAMP PARTS

Hexagon Head Nipples – Brass Plated-1/8 IP



90-636
1/4"

90-637
3/8"

90-638
1/2"

90-639
5/8"

Acorn Knobs-1/8 IP Brass Burnished & Lacquered



90-668
Knurled

90-667
Hex

Brass Knobs-1/8 IP Brass Burnished & Lacquered



90-626
Brass

90-625
Brass

Brass Beaded Nozzles Brass Burnished & Lacquered



90-642
1/8 F x 1/8
Male

90-643
1/4 F x 1/8
Male

Brass Bushing Unfinished



90-207
1/8 F x 3/8
Female.

Brass Closed Gas Cap



90-702
3/8 IP
Burnished & Lacquered

90-1308
3/8 IP x 1/8 IP
Burnished & Lacquered

Brass Reducing Bushings – Unfinished



90-761
1/8 M x 8/32 F
with shoulder

90-762
1/8 M x 1/4-27 F
with shoulder

90-963
1/4 M x 1/8 F
with shoulder

90-764
3/8 M x 1/8 F
with shoulder

90-765
3/8 M x 1/4 F
with shoulder

90-644
1/8 M x 8/32 F

90-645
1/8 M x 1/4-27 F

90-646
1/4 M x 1/8 F

Brass Unfinished • Nickel Plated • Burnished & Lacquered

Brass Couplings



90-162
1/2" Long - 1/8 IP
Burnished & Lacquered



90-332
1/2" Long - 1/8 IP
Burnished & Lacquered



90-1059
1/2" Long - 1/8 IP
Nickel Plated



90-241
1/2" Long - 1/4 IP
Burnished & Lacquered



90-623
1/2" Long - 1/4 F x 1/8 F
Burnished & Lacquered



90-634
1/2" Long - 1/4 F x 1/8 Slip
8/32 Hole
Burnished & Lacquered



90-614
7/8" Long - 3/8 IP
Burnished & Lacquered

Brass Couplings-Unfinished



90-1622 5/8"
90-1600 7/8"
1/8 IP



90-2153 1/2" Long
90-2154 3/4" Long
Hexagon Head
Coupling - 1/8 IP



90-2155
5/8" Long
5/8" Diameter
1/8 IP



90-2156
5/8" Long
5/8" Diameter
1/4 IP



90-2157
5/8" Long
5/8" Diameter
1/8 F x 1/4 F

Brass Balls-Unfinished



90-1624 3/8" - 8/32
90-1625 1/2" - 8/32
90-1626 1/2" - 1/8 IP
90-1627 5/8" - 1/8 IP
90-1628 3/4" - 1/8 IP
90-1629 1" - 1/8 IP
90-1631 1 1/4" - 1/8 IP
90-1630 1 1/2" - 1/8 IP
90-1632 1 3/4" - 1/8 IP
90-1633 2" - 1/8 IP

Brass Half Balls-Unfinished



90-2095 1/2" - 8/32
90-2096 5/8" - 1/8 IP
90-2097 3/4" - 1/8 IP
90-2098 1" - 1/8 IP
90-2099 1 1/4" - 1/8 IP
90-2100 1 1/2" - 1/8 IP

BRASS NECKS & SPINDLES



Brass *Unfinished • Burnished & Lacquered*

Solid Brass Necks & Spindles—Burnished and Lacquered



90-095
15/16" x 5/8"
1/8 Slip

90-096
1 1/16" x 1 1/2"
1/8 Slip

90-097
7/8" x 2"
1/8 Slip

90-098
3/4" x 3"
1/8 Slip

90-163
13/16" x 7/8"
1/8 Slip

90-174
13/16" x 7/8"
1/8 IP Tapped

Solid Brass Necks & Spindles—Unfinished



90-2171
5/8" x 2 1/8"
1/8 IP - Tapped

90-2170
3/4" x 4 1/8"
1/8 IP - Tapped

90-2168
7/8" x 1 1/4"
1/8 IP - Tapped

90-2169
7/8" x 1 1/4"
1/8 IP - Slip

90-2163
15/16" x 5/8"
1/8 IP - Tapped

90-2165
1 1/4" x 9/16"
1/8 IP - Tapped

90-2164
1 1/4" x 3/4"
1/8 IP - Tapped

90-2166
7/8" x 13/16"
1/8 IP - Tapped

90-2167
7/8" x 13/16"
1/8 IP - Slip

Solid Brass Swivels



90-2332
Knurled Swivel
1/8 M x 1/8 F
1 3/8" Height
Unfinished



90-2331
Hang Straight Swivel w/Stop
1/8 M x 1/8 F
1 1/2" Height
Unfinished



90-2330
Modern Swivel
1/8 M x 1/8 F
1 5/8" Height
Unfinished



90-2333
Modern Long Swivel
1/8 M x 1/8 F
1 1/2" Height
Unfinished



90-2329
Stop Swivel
1/8 M x 1/4 F
1 5/8" Height
Unfinished



90-2334
Side Swivel
1/8 M x 1/8 F
1 3/4" Height
Unfinished



90-2335
Heavy Duty Swivel
1/8 M x 1/8 F
1 3/4" Height
Unfinished



90-2593
Large Hang Straight Swivel
1/4 F x 1/8 M
Ring Nut to Seat 1 1/8"
1 1/2" Height
Unfinished



90-2336
Large Hang Straight Swivel
1/4 F x 1/4 F
Ring Nut to Seat 1 1/8"
1 1/2" Height
Unfinished



90-2337
Large Hang Straight Swivel
1/4 F x 1/4 F
Ring Nut to Seat 1 1/8"
1 1/2" Height
Barrel Nickel Finish

Brass *Unfinished*

HARDWARE & LAMP PARTS

Brass Ball Armbacks – Unfinished



90-2172
5/8" x 3/4"
1/8 IP x 1/8 IP



90-2173
3/4" x 1 1/16"
1/8 IP x 1/8 IP



90-2174
7/8" x 1 1/16"
1/8 IP



90-2175
7/8" x 1 1/16"
1/8 IP x 1/8 IP



90-2176
7/8" x 1 1/16"
1/4 IP x 1/8 IP



90-2177
7/8" x 1 1/16"
1/4 IP x 1/4 IP

Brass Armbacks – Unfinished



90-2180
5/8" x 13/16"
1/8 IP x 1/8 IP x 1/8 IP



90-2373
5/8" x 13/16"
1/8 IP x 1/8 IP
x 1/8 IP x 1/8 IP

Brass Large Elbows – Unfinished



90-2178
1 1/8" x 1 3/16"
1/4 IP x 1/4 IP



90-2179
1 1/8" x 1 3/16"
3/8 IP x 3/8 IP

**10 lbs
MAX**

Die Cast Swag Hook Kits

- 90-450** Brass Plated
- 90-451** Ant. Brass
- 90-452** Black
- 90-453** Ant. Copper
- 90-456** Chrome
- 90-770** White

Shown: brass finish.
Kits contain 2 hooks
and hardware shown
Packing: Poly Bagged



Die Cast Revolving Swivel Hooks

- 90-815** Brass Plated
- 90-816** Ant. Brass
- 90-817** Black

Shown: black finish.
Kits contain 1 hook
and hardware shown
Packing: Poly Bagged



Die Cast Large Swag Hooks

- 90-440** Brass Plated
- 90-441** Ant. Brass
- 90-442** Black

Shown: Ant. brass finish.
Kits contain 1 hook
and hardware shown
Packing: Poly Bagged



Drop Ceiling Hook Set

- 90-846**
White
Contain 2 sets per bag.
No hardware needed
Packing: Poly Bagged



Drop Ceiling T-Bar Track Clips

- TP185**
To Attach Track Lighting
to a Drop Ceilings.
4 Pieces per bag.
Packing: Poly Bagged



NOTE: Compatible steel locknut is Item# 90-018

Steel / Brass Assorted Finishes

HARDWARE & LAMP PARTS

Steel Spacers



7/16" Hole-1" Height
7/8" Dia.-1" Base Dia.
90-2277 Brass Plated
90-2278 Nickel Plated
90-2279 Ant. Brass
90-2280 Unfinished



7/16" Hole-1 1/2" Height
7/8" Dia.-1" Base Dia.
90-2281 Brass Plated
90-2282 Nickel Plated
90-2283 Ant. Brass
90-2284 Unfinished



7/16" Hole-2" Height
7/8" Dia.-1" Base Dia.
90-2285 Brass Plated
90-2286 Nickel Plated
90-2287 Ant. Brass
90-2288 Unfinished

Steel Candle Cups



7/16" Hole-1 1/8" Height
1" Diameter
80-1183 Brass Plated
80-1184 Nickel Plated
80-1185 Unfinished



7/16" Hole-3" Height
1" Diameter
80-1186 Brass Plated
80-1187 Unfinished



7/16" Hole-1 1/8" Height
1" Diameter
90-2227 Polished & Lacquered
90-2228 Polished Nickel
90-2226 Unfinished

Solid Brass Spacers



7/16" Hole-1" Height
7/8" Dia.-1" Base Dia.
90-2223 Polished & Lacquered
90-2222 Unfinished



7/16" Hole-1 1/2" Height
7/8" Dia.-1" Base Dia.
90-2225 Polished & Lacquered
90-2224 Unfinished



7/16" Hole-2" Height
7/8" Dia.-1" Base Dia.
90-2221 Polished & Lacquered
90-2220 Unfinished

Flanged Steel Necks



1/2" Height - 7/8" Bottom
90-2192 Brass Plated
90-2212 Nickel Plated
90-2271 Ant. Brass
90-2213 Unfinished



1" Height - 7/8" Bottom
90-2193 Brass Plated
90-2214 Nickel Plated
90-2272 Ant. Brass
90-2215 Unfinished



1 1/2" Height - 7/8" Bottom
90-2194 Brass Plated
90-2216 Nickel Plated
90-2273 Ant. Brass
90-2217 Unfinished



2" Height - 7/8" Bottom
90-2195 Brass Plated
90-2218 Nickel Plated
90-2274 Ant. Brass
90-2219 Unfinished



7/16" Hole - 9/16" Height
 11/16" Top - 7/8" Bottom
90-2230 Brass Plated
90-2275 Ant. Brass
90-2229 Unfinished



9/16" Hole - 9/16" Height
 11/16" Top - 7/8" Bottom
90-2232 Brass Plated
90-2276 Ant. Brass
90-2231 Unfinished



7/16" Hole - 1" Height
 13/16" Top - Bottom Seats 1 3/8"
90-2190 Brass Plated
90-2201 Nickel Plated
90-2199 Ant. Brass
90-2202 Unfinished



9/16" Hole - 1" Height
 13/16" Top - Bottom Seats 1 3/8"
90-2191 Brass Plated
80-2121 Nickel Plated



7/16" Hole - 1 3/16" Height
 3/4" Top - Bottom Seats 1 3/4"
90-2188 Brass Plated
90-2200 Nickel Plated
90-2197 Ant. Brass
90-2196 Unfinished



9/16" Hole - 1 3/16" Height
 3/4" Top - Bottom Seats 1 3/4"
90-2189 Brass Plated

Candelabra Drip / Plain Plastic • Paper

Plastic Drip Candle Covers – 13/16" Inside Dia. – 7/8" Outside Dia.

HARDWARE & LAMP PARTS



White Plastic with Gold Drip

- 90-1509 2"
- 90-352 3"
- 90-372 4"



Black Plastic with Gold Drip

- 90-1510 2"
- 90-366 3"
- 90-374 4"



Antique Plastic Drip

- 90-1511 2"
- 90-1262 2½"
- 90-1512 3"
- 90-1263 3½"
- 90-1264 4"



White Plastic Drip

- 90-1505 2"
- 90-1256 2½"
- 90-1506 3"
- 90-1258 3½"
- 90-1260 4"



Ivory Plastic Drip

- 90-1507 2"
- 90-1257 2½"
- 90-1508 3"
- 90-1259 3½"
- 90-1261 4"

Plastic Candle Covers
13/16" Inside Dia. – 7/8" Outside Dia.



White Plastic

- | | |
|-------------|-------------|
| 90-1103 1½" | 80-2011 4¾" |
| 90-931 1¾" | 90-905 5" |
| 90-901 2" | 90-906 6" |
| 90-902 2¼" | 90-907 8" |
| 90-903 2¾" | 90-908 12" |
| 90-904 3" | 90-909 24" |
| 90-1148 3½" | 90-910 36" |
| 90-370 4" | |



Black Plastic

- 90-2393 4"



Cream Plastic

- 90-2531 2"
- 90-2620 3"
- 90-2576 3½"
- 90-2443 4"
- 90-2444 6"
- 90-2445 12"

Ivory Drip Paper Candle Covers
13/16" Inside Dia. – 7/8" Outside Dia.



Ivory Drip Paper

- 80-1487 2"
- 80-1454 4"
- 80-1455 6"

Plastic Drip Candle Covers 1³/₁₆" Inside Dia. - 1¹/₄" Outside Dia.



White Plastic
with Gold Drip

90-1514 2"
90-369 3"
90-373 4"



Black Plastic
with Gold Drip

90-1513 2"
90-368 3"
90-375 4"



Antique
Plastic Drip

90-1247 2"
90-1249 3"
90-1251 4"



White
Plastic Drip

90-1246 2"
90-1248 3"
90-1250 4"



Ivory
Plastic Drip

90-1515 2"
90-1516 3"
90-1517 4"

Plastic Candle Covers
1³/₁₆" Inside Dia. - 1¹/₄" Outside Dia.



White Plastic

90-1104 2"	90-911 6"
90-913 2 ¹ / ₈ "	90-912 8"
90-914 3"	90-916 12"
90-371 4"	90-917 24"
90-915 5"	90-918 36"



Black Plastic

80-1555 4"



Cream Plastic

90-2446 4"
90-2447 6"
90-2448 12"

Ivory Drip Paper Candle Covers
1³/₁₆" Inside Dia. - 1¹/₄" Outside Dia.



Ivory Drip Paper

80-1456 4"
80-1457 6"
80-1458 8"

Resin Drip Edison Base • Candelabra Base

Edison Base Oversize Resin Full Drip – 1.25" Inside Dia. – 2" Outside Dia.



80-1619 6" Amber



80-1621 6" Ivory



80-1620 4" Amber



80-1622 4" Ivory

Edison Base Resin Half Drip – 1.25" Inside Dia. – 1.55" Outside Dia.



80-1632 6" Amber



80-1627 6" Ivory



80-1633 4" Amber



80-1628 4" Ivory

Candelabra Base Resin Half Drip – .88" Inside Dia. – 1.15" Outside Dia.



80-1634 6" Amber



80-1629 6" Ivory



80-1635 4" Amber



80-1630 4" Ivory

Bee's Drip (Bee's Wax) Edison Base • Candelabra Base

Edison Base Bee's Drip – 1.25" Inside Dia. – 1.55" Outside Dia. 40W Max.



Ivory Bee's Drip

- 80-2081** 1 5/8"
- 80-2082** 3"
- 80-2083** 4"
- 80-2084** 6"



Amber (Honey) Bee's Drip

- 80-2085** 1 5/8"
- 80-2086** 3"
- 80-2087** 4"
- 80-2088** 6"

Candelabra Base Bee's Drip – .88" Inside Dia. – 1.15" Outside Dia. 40W Max.



Ivory Bee's Drip


- 80-1971** 1 5/8"
- 80-1972** 3"
- 80-1973** 4"
- 80-1987** 6"



Amber (Honey) Bee's Drip

- 80-1974** 1 5/8"
- 80-1975** 3"
- 80-1976** 4"
- 80-1988** 6"

#3 Beaded Chain
3/32" Dia. 250 Ft. Spool



90-122
Brass Finish



90-123
Nickel Finish

#6 Beaded Chain
1/8" Dia. 100 Ft. Spool




90-124
Brass Finish



90-125
Nickel Finish

Pull String



90-1034
3Ft. Pull String - Nickel Bell & Connector

90-2528
3Ft. Pull String - Brass Bell & Connector

Connector for #3 Beaded Chain



90-127
Brass Plated



90-173
Nickel

Connector for #6 Beaded Chain



90-129
Brass Plated



90-128
Nickel

Bells for #3 & #6 Beaded Chain



90-117
Brass Plated



90-116
Nickel

Tassels & Pulls



90-533
Wood 1 1/4"



90-522
Black 5"



90-521
Gold 5"



90-503
White 5"



90-534
Gold 7"

Glass Prisms & U-Drops



90-300
1 1/2" Clear



90-305
1 1/2" Aurora Borealis



90-306
2" Clear



90-312
3" Clear "U" Drop



90-317
3" Aurora Borealis "U" Drop



90-318
4" Cut Spear



90-319
6" Cut Spear

30% Lead Crystal



90-777
3 Bead
14 mm



90-778
4 Bead
14 mm



90-784
1 1/2" Plug
14 mm Bead



90-783
1 3/4" Plug
14 mm Bead



90-780
1 1/2" with
14 mm Bead



90-779
2" with
14 mm Bead



90-781
Ball
30 mm



90-782
Ball
40 mm

90-753
30% Lead Crystal
(54 Bead - 14mm)
Length: 1 meter (39 inch)



Crystal Clips



90-693 Gold
90-1779 Silver
Crystal Clip



90-691 Gold
90-1780 Silver
Small Bow-Tie Clip



90-692 Gold
90-1781 Silver
Large Bow-Tie Clip

Crystal Pins



90-747 1 1/2" Brass Pins (250/bag)



90-748 1 1/2" Silver Pins (250/bag)

90-934
Crystal Cleaner
Trigger Spray Bottle (32oz.)



Lamp Shade Wrapping



90-725

Cellophane Lamp Shade Wrap
4 3/4" x 500 ft. Roll

Electrical Tape



90-1420 Black

90-1814 White

Electrical Tape 3/4" x 60 ft.

Circline Clips



90-935

Circline Fluorescent Clip

Corks



- 90-188** 5/8" x 3/4"
- 90-189** 3/4" x 1"
- 90-190** 1 x 1 1/4"

Brass Plated S-Hooks



- 90-013** 5/8"
- 90-008** 1"
- 90-009** 1 1/4"
- 90-010** 1 5/8"

Brass Plated Rings



- 90-011** 3/4"
- 90-012** 1"

Nylon Wire Ties




90-1822

11" Nylon Zipties
100 Pcs./Pack

Felt Pads and Dots

More Colors Available - Call for Information



90-489

Green Felt - 36" Wide
Sold by the Yard

90-488

Green Felt - 3/4" Dots
Sold by Roll Only
(1000 per Roll)

90-487

Green Felt - 1/2" Dots
Sold by Roll Only
(1000 per Roll)

Canopies & Glass Holders



Canopy Parts & Kits	170-172
Canopies & Extensions	173
Canopy, Fan & Blank Up Kits	174-175
Wired Fixture, Bent Glass, Ceiling Pans	176-178
Fitters & Ball Glass Holders	179
Cast Brass Canopies	180-181
Heavy 2-Step Steel Canopies	182
Wall Sconces	183
U-Channel Glass Holders	184-185
Glass Holders & Fixture Bodies	186

Canopy Only



Ribbed Canopy

- 90-1674 Brass Finish
- 90-1675 Ant. Brass Finish
- 90-1677 Black Finish
- 90-1680 White Finish
- 90-1681 Chrome Finish

Shown: antique brass finish

Dimensions:

- Diameter 5"
- Center Hole 7/16"
- Bar Holes 2 - 8/32

Packing: 200/Master

Canopy Only



Ribbed Canopy

- 90-1682 Brass Finish
- 90-1683 Ant. Brass Finish
- 90-1684 Chrome Finish
- 90-1685 White Finish
- 90-1686 Black Finish
- 90-1844 Brushed Nickel Finish
- 90-1845 Brushed Pewter Finish

Shown: brass finish

Dimensions:

- Diameter 5"
- Center Hole 1 1/8"

Packing: 200/Master

Canopy Parts Bags


10 lbs
MAX



1" Loop Parts Bag

- 90-1687 Brass Finish
- 90-1688 Ant. Brass Finish
- 90-1689 Black
- 90-1690 White
- 90-1691 Chrome Finish

25 lbs
MAX



Screw Collar Loop Parts Bag

- 90-1692 Brass Finish
- 90-1693 Ant. Brass Finish
- 90-1694 Chrome Finish
- 90-1695 White
- 90-1696 Black

Ribbed Canopy Kit


- 90-052** Brass Finish
- 90-053** Ant. Brass Finish
- 90-054** Ant. Copper Finish
- 90-055** Black Finish
- 90-056** White Finish
- 90-058** Chrome Finish

Shown: antique brass finish

Dimensions:

Diameter 5"
 Center Hole 7/16"
 Bar Holes 2 -8/32

Packing: 25/Master



Includes Hardware



Ribbed Canopy Kit

- 90-192** Brass Finish
- 90-193** Ant. Brass Finish
- 90-196** Chrome
- 90-197** White Finish
- 90-198** Black Finish
- 90-1846** Brushed Nickel Finish
- 90-1847** Brushed Pewter Finish

Shown: brass finish

Dimensions:

Diameter 5"
 Center Hole 1 1/8"

Packing: 25/Master



Includes Hardware



Standard Canopy Kit

- 90-062** Brass Finish
- 90-063** Ant. Brass Finish
- 90-065** Black Finish
- 90-066** White Finish
- 90-068** Chrome Finish

Shown: black finish

Dimensions:

Diameter 5"
 Center Hole 7/16"
 Bar Holes 2 -8/32

Packing: 25/Master



Includes Hardware





Includes Hardware

Contemporary Canopy Kit

- 90-890 Brass Finish
- 90-891 Chrome Finish
- 90-892 Ant. Brass Finish
- 90-893 Black Finish
- 90-894 White Finish

Shown: chrome finish

Dimensions:

Diameter 5"
Center Hole 7/16"
Bar Holes 2-8/32

Packing: 25/Master

10 lbs
MAX



Includes Hardware

Ribbed Canopy Hanger Kit

- 90-1098 Brass Finish
- 90-1099 Ant. Brass Finish
- 90-1100 Black Finish
- 90-1101 White Finish
- 90-1102 Chrome Finish


Shown: brass finish

Dimensions:

Diameter 5"
Center Hole 1 1/16"
with 1yd. 8 gauge chain

Packing: 25/Master

25 lbs
MAX



Includes Hardware

Bath Swag Canopy Kit

- 90-194 Brass Finish
- 90-191 Ant. Brass Finish
- 90-195 Black Finish
- 90-199 White Finish

Shown: White finish

Dimensions:

Diameter 5"
3- 7/16" Holes

Packing: 25/Master

10 lbs
MAX

**Plain Deep
Fixture Canopy
(Canopy Only)**

90-047 Brass Finish

90-050 Chrome Finish

Shown: chrome finish

Dimensions:

Diameter 5"
Center Hole 1 1/8"
Depth 1 3/4"



**Plain Deep
Fixture Canopy
(Canopy Only)**

90-051 Brass Finish

90-061 Chrome Finish

Shown: brass finish

Dimensions:

Diameter 5"
Center Hole 7/16"
Depth 1 3/4"



**Plain Shallow
Fixture Canopy
(Canopy Only)**

90-048 Brass Finish

Dimensions:

Diameter 5"
Center Hole 1 1/8"



Canopy Extension

90-242 Brass Finish

90-108 White Finish

90-1518 Chrome Finish

Dimensions:

Diameter 5 3/4"
Fits 5" canopy
Extension 1 1/2"





Includes Hardware

**25 lbs
MAX**

Deep Canopy Kit

- 90-057** Brass Finish
- 90-1697** Chrome Finish

Shown: brass finish

Dimensions:
 Diameter 5"
 Center Hole 1 1/8"
 Depth 1 3/4"
 Packing: 25/Master



Includes Hardware

**10 lbs
MAX**

Canopy Kit with Convenience Outlet

- 90-040** Black Finish
- 90-041** Brass Finish
- 90-1072** White Finish

Shown: brass finish

Dimensions:
 Diameter 5"
 Center Hole 7/16"
 Bar Holes 2-8/32"
 Packing: 25/Master



Intermediate Socket !

4" Wired Fan Light Holder w/On-Off Pull Chain & Intermediate Socket

- 77-461** White Finish
- 77-462** Brass Finish
- 77-466** Ant. Brass Finish

Shown: antique brass finish

Blank Up Kit for 4" Box

90-069 White Finish

Dimensions:

Diameter 5"
 Bar Holes 2-8/32
 Center to Center 3 1/2"

Packing: 250/Master



Includes Hardware



Blank Up Kit for 3" Box

90-151 White Finish

Dimensions:

Diameter 5"
 Bar Holes 2-8/32
 Center to Center 3"

Packing: 250/Master



Includes Hardware



Blank Up Kit

90-045 White Finish

Dimensions:

Diameter 5"
 Center Hole 7/16"

Packing: 25/Master



Includes Hardware



Blank Up Kit

90-044 Brass Finish

90-0580 White Finish

90-119 Black Finish

Shown: black finish

Dimensions:


Diameter 5"
 Bar Holes 2-8/32

Packing: 25/Master



Includes Hardware






Includes Hardware

3 1/4" Wired Holder

- 90-230** Brass Finish
- 90-330** Ant. Brass Finish
- 90-430** White Finish
- 90-724** Black Finish
- 90-840** Chrome Finish
- 90-1435** Brushed Nickel

Shown: brass finish
Packing: 25/Master



Includes Hardware

4" Wired Holder

- 90-231** Pol. Brass Finish
- 90-331** Ant. Brass Finish
- 90-431** White Finish
- 90-841** Chrome Finish
- 90-749** Black Finish
- 90-1437** Brushed Nickel

Shown: polished brass finish
Packing: 25/Master



Includes Hardware

3 1/4" Wired Holder with Convenience Outlet

- 90-121** Chrome Finish


Packing: 25/Master



6" One Light Ceiling Pan

- 90-755** Chrome Finish
- 90-756** Brass Finish
- 90-686** White Finish
- 90-763** Ant. Brass Finish
- 90-1448** Brushed Nickel

Shown: brass finish
Packing: 25/Master




Includes Hardware



8" Two Light Ceiling Pan

- 90-757** Chrome Finish
- 90-876** Brass Finish
- 90-684** White Finish
- 90-877** Ant. Brass Finish
- 90-1439** Brushed Nickel

Shown: white finish
Packing: 25/Master




Includes Hardware



10" Two Light Ceiling Pan


- 90-758** Chrome Finish
- 90-766** Brass Finish
- 90-685** White Finish
- 90-767** Ant. Brass Finish
- 90-1433** Brushed Nickel

Shown: chrome finish
Packing: 25/Master



Includes Hardware





Includes Hardware

90-234

**2 Light Bent Glass
Fixture Holder**


White Finish.

Dimensions:

Diameter 4 1/4"

Height 5"

Packing: 25/Master



Includes Hardware

90-235

**2 Light Bent Glass
Fixture Holder with
Pull Chain Switch**

White Finish.

Dimensions:

Diameter 4 1/4"

Height 5"

Packing: 25/Master



90-244

Bent Glass Ceiling Holder

White Finish.

Dimensions:

Diameter 4 1/4"

Height 1"

Neckless Ball Holders Kits



4" Neckless Ball Holder Kit
 For 3 7/8" Dia. Glass
 8FT. 18/3 SVT
90-615 White
 Packing: 25/Master



5" Neckless Ball Holder Kit
 For 5 1/4" Dia. Glass
 8FT. 18/3 SVT
90-616 White
 Packing: 25/Master



Includes Hardware

Neckless Ball Holders with Inserts



4" Neckless Ball Holder
90-649 White
90-706 Brass Finish



5" Neckless Ball Holder
90-650 White
90-707 Brass Finish

Fitter



6" Fitter
90-1504 White
90-303 Ant. Brass Finish



90-2382 Ant. Brass Finish

Dimensions:
Diameter 5 1/2"
Center Hole 1 1/8"
Height 1 1/2"
Packing: 25/Master



90-2383 Polished Brass Finish

Dimensions:
Diameter 5 1/2"
Center Hole 1 1/8"
Height 1 1/2"
Packing: 25/Master



90-2384 Polished Nickel Finish

Dimensions:
Diameter 5 1/2"
Center Hole 1 1/8"
Height 1 1/2"
Packing: 25/Master



90-2482 Bronze Finish

Dimensions:
Diameter 5 1/2"
Center Hole 1 1/8"
Height 1 1/2"
Packing: 25/Master

90-039 Ant. Brass Finish

Dimensions:
Diameter 4½"
Center Hole 1½"
Height 1"
Packing: 25/Master

**90-2480** French Gold Finish

Dimensions:
Diameter 6½"
Center Hole 1½"
Height 2½"
Packing: 25/Master

**90-2481** Bronze Finish

Dimensions:
Diameter 6½"
Center Hole 1½"
Height 2½"
Packing: 25/Master



25 lbs
MAX



90-2491 Polished Brass Finish
w/Matching Screw Collar Loop

Dimensions:
Diameter 5 1/2"
Center Hole 1 1/8"
Height 2 1/4"
Packing: 25/Master



90-2492 Antique Brass Finish
w/Matching Screw Collar Loop

Dimensions:
Diameter 5 1/2"
Center Hole 1 1/8"
Height 2 1/4"
Packing: 25/Master



90-2489 Chrome Finish
w/Matching Screw Collar Loop

Dimensions:
Diameter 5 1/2"
Center Hole 1 1/8"
Height 2 1/4"
Packing: 25/Master



90-2490 Brushed Nickel Finish
w/Matching Screw Collar Loop

Dimensions:
Diameter 5 1/2"
Center Hole 1 1/8"
Height 2 1/4"
Packing: 25/Master



90-2493 Old Bronze Finish
w/Matching Screw Collar Loop

Dimensions:
Diameter 5 1/2"
Center Hole 1 1/8"
Height 2 1/4"
Packing: 25/Master



25 lbs
MAX

1/4 IP Matching Screw Collar Loops w/Ring



90-335
Polished
Brass



90-336
Antique
Brass



90-337
Polished
Chrome



90-2494
Brushed
Nickel




90-2495
Old
Bronze



3 1/4" Wired Wall Bracket

- 90-708** Brass Finish
- 90-775** Black Finish
- 90-776** Ant. Brass Finish
- 90-1085** White Finish

Shown: antique brass finish
Packing: 25/Master



Includes Hardware



**3" Wired Wall Bracket
with Bottom Turn Knob Switch**

- 90-709** Brass Finish
- Packing: 25/Master



Includes Hardware



**1 5/8" Wired Wall Bracket
with Bottom Turn Knob Switch**

- 90-120** Brass Finish
- 90-1407** Ant. Brass Finish

Shown: brass finish
Packing: 25/Master



Includes Hardware





Includes Hardware

90-1306
2 Light U-Channel Glass Holder

2 Light for Use with
14" U-Bend Glass

Packing: 25/Master



Includes Hardware

90-1299
1 Light U-Channel Glass Holder

1 Light for Use with
7" U-Bend Glass

Packing: 25/Master



Includes Hardware

90-1307
4 Light U-Channel Glass Holder

4 Light for Use with
24" U-Bend Glass

Packing: 25/Master



90-768

2 Light U-Channel Glass Holder

2 Light-Convenience Outlet for Use with 14" U-Bend Glass

Packing: 25/Master



Includes Hardware



90-246

1 Light U-Channel Glass Holder

1 Light Holder with Bottom Turn Knob Switch for Use with 7" U-Bend Glass

Packing: 25/Master



Includes Hardware



90-769

4 Light U-Channel Glass Holder

4 Light-Convenience Outlet for Use with 24" U-Bend Glass

Packing: 25/Master



Includes Hardware





1 5/8" Fitter
90-656 Vacuum
 Brass Finish



1 5/8" Fitter
90-654 Vacuum Brass Finish
90-655 Chrome Finish



2 5/8" Fitter
90-659 Vacuum Brass Finish
90-705 Ant. Brass Finish



3" Fitter
90-660 Vacuum
 Brass Finish



2 1/4" Fitter
90-577 Brass Finish
90-677 Ant. Brass Finish
90-878 Chrome Finish



3 1/4" Fitter
90-578 Brass Finish
90-678 Ant. Brass Finish
90-879 Chrome Finish



2 3/4" Fixture Body and Cover
 Vacuum Brass Finish
90-657 3 Arm Holes
90-658 5 Arm Holes



4" Fitter
90-439 Brass Finish
90-679 Ant. Brass Finish
90-880 Chrome Finish



4 1/4" Fitter
90-2404 Brass Finish
90-2405 Chrome Finish

Glassware & Shades



Globe, Schoolhouse, Drum & Mushroom Glass	188-191
Screw Fitter & Cased Glass	192
Lexan & Poly	193
Hall, Porch, I.E.S. Fixture & Specialty Glass	194-195
Bent Glass (Round Square & U-Channel)	186-187
Clip on Shades	198-200

GLASS GLOBES



Globes *White • Prismatic • Clear*

GLASSWARE & SHADES



50-143 Sprayed
Glossy White Ball
Dia.: 6" Fitter: 3 1/4"



50-927 Clear
Prismatic Ball
Dia.: 6" Fitter: 3 1/4"



50-186 White Ball
Dia.: 5" Fitter: 3 1/4"



50-928 Clear
Prismatic Ball
Dia.: 8" Fitter: 4"



50-144 Sprayed
Glossy White Ball
Dia.: 8" Fitter: 4"

*A Satco
Best Seller!*

Globes Blown Opal

50-351 Blown
Glossy Opal Ball
Dia.: 6" Fitter: 3 1/4"



50-151 Blown
Glossy Opal Ball
Dia.: 8" Fitter: 4"



Blown Glossy Opal Ball

50-153 Dia.: 10" Fitter: 4"
50-155 Dia.: 12" Fitter: 4"



Blown Glossy Opal Ball
50-218 Dia.: 14" Fitter: 6"



*Blown Glossy Opal
Neckless Ball*

50-312 Dia.: 6"
Opening: 3"
50-152 Dia.: 8"
Opening: 3 7/8"
50-154 Dia.: 10"
Opening: 3 7/8"
50-156 Dia.: 12"
Opening: 5 1/4"
50-157 Dia.: 14"
Opening: 5 1/4"



Globes *Blown Opal*



50-275 *Blown Opal*
Dia.: 9" Fitter: 4"



50-276 *Blown Opal*
Dia.: 10" Fitter: 4"



Blown Opal
Schoolhouse Globes

- 50-468** Dia.: 12" Fitter: 6"
- 50-469** Dia.: 14" Fitter: 6"
- 50-470** Dia.: 16" Fitter: 6"
- 50-471** Dia.: 18" Fitter: 6"



*A Satco
Best Seller!*

Sprayed Inside White Mushroom Glass

- 50-329** Dia.: 7 1/2" Fitter: 5 7/8" Ht.: 3 5/8"
- 50-330** Dia.: 9 1/2" Fitter: 7 7/8" Ht.: 4"
- 50-331** Dia.: 11 1/2" Fitter: 9 7/8" Ht.: 4 9/16"



Sprayed Inside White Drum Glass

- 50-334** Dia.: 6 5/8" Fitter: 5 7/8" Ht.: 3 1/2"
- 50-335** Dia.: 8 11/16" Fitter: 7 7/8" Ht.: 4"
- 50-336** Dia.: 10 5/8" Fitter: 9 7/8" Ht.: 4 3/16"



50-109 Etched with Grape Design
Dia.: 5 9/16" Fitter: 6" Ht.: 3 3/4"

*A Satco
Best Seller!*



Outside White Drum Glass
with Clear Sides and Bottom

- 50-105** Dia.: 6 1/2" Fitter: 5 7/8" Ht.: 3 1/2"
- 50-106** Dia.: 8 3/8" Fitter: 7 7/8" Ht.: 4"
- 50-107** Dia.: 10 7/16" Fitter: 9 7/8" Ht.: 4 1/2"



SCREW FITTER/CASED GLASS



Globes White • Ribbed • Clear

GLASSWARE & SHADES

50-332 Inside Sprayed White
Dia.: 3 1/4"
Screw Fitter: 3 11/64"
Height: 6 1/4"



50-216 Inside Sprayed White
Dia.: 6"
Screw Fitter: 3 11/64"



A Satco Best Seller!

50-547 Clear Ribbed Glass
Dia.: 3 11/32"
Screw Fitter: 3 11/64"
Height: 6 15/16"



50-919 Clear Glass
Dia.: 3 11/32"
Screw Fitter: 3 11/64"
Height: 6 15/16"



Cased Class Green • Opal • Butterscotch

Cased Pharmacy Shade
Width: 9" Slip Side Holes: 7/16"
50-667 Green
50-666 Opal
50-825 Butterscotch



A Satco Best Seller!

Cased Shade
Dia.: 10" Fitter: 2 1/4" Height: 5"
50-664 Opal
50-665 Green



50-727 Lexan®
White Ball
Dia.: 6"
Screw Fitter: 3 11/64"



50-231 Poly Ball
Dia.: 6"
Fitter: 3 1/4"



50-233 Poly Ball
Dia.: 6"
Screw Fitter: 3 11/64"



Poly Globe
with 4" Lip Fitter

50-171 Dia.: 8"
50-172 Dia.: 10"
50-173 Dia.: 12"



Poly Globe
with 3 3/8" or 4"
Neckless Opening

50-429 Dia.: 6"
Opening: 3 3/8"
50-168 Dia.: 8"
Opening: 4"
50-169 Dia.: 10"
Opening: 4"



Poly Globe
with 5 1/4"
Neckless Opening

50-170 Dia.: 12"
50-230 Dia.: 14"
50-238 Dia.: 16"
50-239 Dia.: 18"



Lexan®
Prismatic
Cylinders

Dia.: 3 3/4"
Fitter: 3 1/4"

50-721 Ht.: 6 1/4"
50-723 Ht.: 7 1/4"
50-725 Ht.: 8 1/2"



Lexan®
Prismatic
Cylinders

Dia.: 3 3/4"
Screw Fitter: 3 11/64"

50-722 Ht.: 6 1/4"
50-724 Ht.: 7 1/4"
50-726 Ht.: 8 1/2"



Lexan® White
Cylinders

Dia.: 3 3/4"
Screw Fitter: 3 11/64"

50-729 Ht.: 6 1/4"
50-730 Ht.: 7 1/4"



*A Satco
Best Seller!*

50-728 Lexan®
Smoke Ball
Dia.: 6"
Screw Fitter: 3 11/64"



Globes Assorted Finished

GLASSWARE & SHADES



50-114 Clear
Porch Globe
Dia.: 3 3/4" Fitter: 3 1/4"
Ht.: 4 1/2"



50-112 Clear
"Pineapple" Glass
Dia.: 5 1/2" Fitter: 3 1/4"



50-382 Frosted
Porch Globe
Dia.: 3 3/4" Fitter: 3 1/4"
Ht.: 4 1/2"



50-108 Etched Hall
Glass Clear Bottom
Dia.: 5 9/16" Fitter: 3 1/4"
Ht.: 5"



50-111 White with Clear
Bottom Bath Shade
Dia.: 5 1/4" Fitter: 3 1/4"
Ht.: 4 1/2" Depth: 5 13/16"

I.E.S.
Shade



50-165

Dia.: 6" Fitter: 2 1/4" Ht.: 4 3/4"



Bobesches

50-777 Dia.: 4" 1" Cent. hole: 5 pins

50-778 Dia.: 5" 1" Cent. hole: 10 pins

50-779 Dia.: 6" 1/2" Cent. hole: 8 pins

I.E.S.
Shade



**A Satco
Best Seller!**

50-166

Dia.: 8" Fitter: 2 1/4" Ht.: 5 3/4"



50-222 Acid Etched with Grape Design

Dia.: 4 1/2" Fitter: 1 5/8" Ht.: 5"

I.E.S.
Shade



50-167

Dia.: 10" Fitter: 2 7/8" Ht.: 5 1/2"



**A Satco
Best Seller!**

50-120 Acid Etched with Grape Design

Dia.: 4 3/8" Fitter: 1 5/8" Ht.: 5"

Bend Glass Round

GLASSWARE & SHADES



White & Grape Pattern

50-194 13" Round

50-195 15" Round

Packing: 12/Master



White & Gold Sunburst Pattern

50-196 13" Round

50-197 15" Round

Packing: 12/Master



White

50-376 13" Round

Packing: 12/Master



Sunburst Pattern

Packing: 12/Master

Sunburst Pattern Semi Bend & Regular Bend Glass

Semi Bend/Shallow

50-505 Dia.: 11" Depth: 1/2"
50-202 Dia.: 11" Depth: 3/4"
50-506 Dia.: 12" Depth: 7/8"
50-203 Dia.: 13" Depth: 1 1/8"
50-204 Dia.: 14" Depth: 1 1/8"
50-205 Dia.: 15" Depth: 1"
50-508 Dia.: 16" Depth: 1 1/4"
50-307 Dia.: 17" Depth: 3/4"

Regular Bend/Deep

50-198 Dia.: 11" Depth: 1 3/4"
50-199 Dia.: 13" Depth: 1 7/8"
50-200 Dia.: 14" Depth: 2 1/2"
50-201 Dia.: 15" Depth: 2 1/2"
50-308 Dia.: 17" Depth: 2 1/2"

Bend Glass Square • U-Channel

*A Satco
Best Seller!*



White with Clear Floral Pattern

- 50-190** 12" Square
- 50-191** 14" Square




White & Gold Scroll Pattern

- 50-192** 13" Square
- 50-193** 15" Square



Ruffled Edge White with Wheat Design

- 50-503** 12" Square



White

- 50-374** 12" Square
- 50-375** 14" Square



White "U" Channel

- 50-378** 7" (vertical) hole 1³/₄" from end 1/8 slip
- 50-379** 14" (horizontal) hole centered 1/8 slip
- 50-380** 24" (horizontal) holes 6¹/₂" from ends 1/8 slip



Diamond "U" Channel

- 50-234** 7" (vertical) hole 1³/₄" from end 1/8 slip
- 50-235** 14" (horizontal) hole centered 1/8 slip
- 50-236** 24" (horizontal) holes 6¹/₂" from ends 1/8 slip



90-2362
Ivory Floral
Top: 3" Bottom: 5" Side: 4 1/4"



90-2358
Beige Beaded Floral
Top: 3" Bottom: 5" Side: 4 1/4"



90-2359
Khaki Beaded Floral
Top: 3" Bottom: 5" Side: 4 1/4"



90-2360
White Shantung
Top: 3" Bottom: 5" Side: 4 1/4"



90-2361
Ivory Shantung
Top: 3" Bottom: 5" Side: 4 1/4"



90-2357
Beige Shantung
Top: 3" Bottom: 5" Side: 4 1/4"



90-2363
Beige Folded Pleat
Top: 3" Bottom: 5" Side: 4"



90-2364
White Folded Pleat
Top: 3" Bottom: 5" Side: 4"



90-2365
Black Folded Pleat
Top: 3" Bottom: 5" Side: 4"



90-2486
 Cream Bamboo Linen
 Top: 3" Bottom: 6" Side: 4½"



90-2487
 French Beige Flower Silk
 Top: 3" Bottom: 6" Side: 4½"



90-2488
 Cream Leaf Linen
 Top: 3" Bottom: 6" Side: 4½"



90-2485
 Black Linen
 Top: 3" Bottom: 6" Side: 4"



90-1270
 White Pleated Round
 Top: 3" Bottom: 4" Side: 4"



90-1271
 Bone Pleated Round
 Top: 3" Bottom: 4" Side: 4"



90-1273
 Beige Pleated Round
 Top: 3" Bottom: 4" Side: 4"



90-1272
 Black Pleated Round
 Top: 3" Bottom: 4" Side: 4"



90-2366
 White Swirl Folded Pleat
 Top: 3" Bottom: 5" Side: 4"



90-2367
 Beige Swirl Folded Pleat
 Top: 3" Bottom: 5" Side: 4"



Beige Leather Look
90-2524 Top: 3" Bottom: 5½" Side: 5¼"
90-2525 Top: 2½" Bottom: 4" Side: 5½"



Cream Leather Look
90-2526 Top: 3" Bottom: 5½" Side: 5¼"
90-2527 Top: 2½" Bottom: 4" Side: 5½"



90-1277

White Silk Bell

Top: 3" Bottom: 5" Side: 4"



90-1275

Beige Parchment Round

Top: 3" Bottom: 4" Side: 4"



90-1276

White Linen Round

Top: 3" Bottom: 4" Side: 4"



90-1274

Black Round with Gold Interior

Top: 3" Bottom: 4" Side: 4"

Beaded Shades



90-1252

Amber Beaded Cone

Top: 1" Bottom: 5" Side: 4"



90-1253

Silver Beaded Cone

Top: 1" Bottom: 5" Side: 4"



90-1254

Blue Beaded Cone

Top: 1" Bottom: 5" Side: 4"



90-1255

Green Beaded Cone

Top: 1" Bottom: 5" Side: 4"



90-1335

Amber Beaded Square

Top: 3" Bottom: 4" Side: 4"



90-1336

Silver Beaded Square

Top: 3" Bottom: 4" Side: 4"



90-1337

Blue Beaded Square

Top: 3" Bottom: 4" Side: 4"



90-1338

Green Beaded Square

Top: 3" Bottom: 4" Side: 4"

Item No.	Page	Item No.	Page	Item No.	Page	Item No.	Page	Item No.	Page		
Item #	Page #	50-312	189	79-458	138	80-1065	23	80-1146	61	80-1251	84
25-1067	139	50-329	191	79-460	138	80-1066	23	80-1148	61	80-1252	83
25-1069	139	50-330	191	79-464	138	80-1067	23	80-1149	35	80-1253	83
25-1072	139	50-331	191	80-1000	6	80-1068	29	80-1150	34	80-1254	83
25-1074	139	50-332	192	80-1001	6	80-1069	29	80-1155	39	80-1255	83
25-1080	139	50-334	191	80-1002	7	80-1070	29	80-1157	37	80-1256	83
25-1081	139	50-335	191	80-1003	7	80-1071	29	80-1158	7	80-1257	83
50-105	191	50-336	191	80-1004	7	80-1072	29	80-1159	7	80-1258	83
50-106	191	50-351	189	80-1005	7	80-1073	35	80-1161	26	80-1263	38
50-107	191	50-374	197	80-1006	9	80-1074	35,44	80-1162	26	80-1265	29
50-108	194	50-375	197	80-1007	9	80-1075	35	80-1163	96	80-1266	28
50-109	191	50-376	196	80-1008	6	80-1076	35,44	80-1166	97	80-1267	28
50-111	194	50-378	197	80-1009	6	80-1077	54	80-1167	97	80-1268	27
50-112	194	50-379	197	80-1010	8	80-1078	34	80-1175	18	80-1269	27
50-114	194	50-380	197	80-1011	8	80-1080	37	80-1176	18	80-1270	27
50-120	195	50-382	194	80-1012	7	80-1081	43	80-1177	18	80-1271	27
50-143	188	50-429	193	80-1013	7	80-1082	43	80-1178	18	80-1272	27
50-144	188	50-468	190	80-1014	11	80-1083	35	80-1179	16	80-1274	62
50-151	189	50-469	190	80-1015	11	80-1087	60	80-1180	16	80-1275	62
50-152	189	50-470	190	80-1016	10	80-1088	60	80-1181	130,131,132	80-1278	42
50-153	189	50-471	190	80-1017	10	80-1089	60	80-1182	130,131,132	80-1282	146
50-154	189	50-503	197	80-1020	8	80-1090	64	80-1183	160	80-1287	25
50-155	189	50-505	196	80-1021	8	80-1091	64	80-1184	160	80-1288	25
50-156	189	50-506	196	80-1022	16	80-1092	64	80-1185	160	80-1289	25
50-157	189	50-508	196	80-1023	16	80-1093	62	80-1186	160	80-1290	25
50-165	195	50-547	192	80-1024	17	80-1094	63	80-1187	160	80-1291	21
50-166	195	50-664	192	80-1025	17	80-1095	63	80-1188	9	80-1292	21
50-167	195	50-665	192	80-1026	17	80-1097	35	80-1189	27	80-1293	97
50-168	193	50-666	192	80-1027	17	80-1098	7	80-1190	17	80-1294	62
50-169	193	50-667	192	80-1028	18	80-1099	9	80-1191	17	80-1300	61
50-170	193	50-721	193	80-1029	18	80-1100	8	80-1192	7	80-1301	61
50-171	193	50-722	193	80-1030	16	80-1101	7	80-1193	7	80-1302	61
50-172	193	50-723	193	80-1031	16	80-1103	47	80-1194	8	80-1303	62
50-173	193	50-724	193	80-1032	16	80-1104	30	80-1195	22	80-1304	62
50-186	188	50-725	193	80-1033	16	80-1105	30	80-1196	22	80-1305	62
50-190	197	50-726	193	80-1034	17	80-1106	30	80-1197	132	80-1307	46
50-191	197	50-727	193	80-1035	17	80-1107	30	80-1198	62	80-1311	63
50-192	197	50-728	193	80-1036	17	80-1108	28	80-1202	39	80-1312	62
50-193	197	50-729	193	80-1037	17	80-1109	28	80-1204	146	80-1313	42
50-194	196	50-730	193	80-1038	18	80-1110	28	80-1205	146	80-1314	43
50-195	196	50-777	195	80-1039	18	80-1111	28	80-1210	25	80-1315	42
50-196	196	50-778	195	80-1040	16	80-1112	28	80-1211	25	80-1316	42
50-197	196	50-779	195	80-1041	16	80-1113	39	80-1212	38	80-1317	40
50-198	196	50-825	192	80-1042	19	80-1118	7	80-1214	34	80-1318	34
50-199	196	50-919	192	80-1043	19	80-1119	7	80-1215	25	80-1319	21
50-200	196	50-927	188	80-1044	19	80-1120	50	80-1217	25	80-1320	23
50-201	196	50-928	188	80-1045	19	80-1124	93	80-1218	8	80-1321	20
50-202	196	77-461	174	80-1046	21	80-1125	93	80-1220	41	80-1326	54
50-203	196	77-462	174	80-1047	21	80-1126	93	80-1221	41	80-1327	60
50-204	196	77-466	174	80-1048	21	80-1127	93	80-1222	41	80-1328	41
50-205	196	79-200	137	80-1049	21	80-1128	93	80-1223	40	80-1330	43
50-216	192	79-201	137	80-1050	21	80-1129	93	80-1224	40	80-1337	33
50-218	189	79-203	137	80-1051	21	80-1130	93	80-1225	37	80-1347	60
50-222	195	79-204	137	80-1052	21	80-1131	93	80-1226	37	80-1348	6
50-230	193	79-205	137	80-1053	21	80-1132	92	80-1227	81	80-1349	16
50-231	193	79-206	137	80-1054	22	80-1133	92	80-1228	81	80-1350	25
50-233	193	79-209	137	80-1055	22	80-1134	92	80-1229	96	80-1351	25
50-234	197	79-210	137	80-1056	22	80-1135	92	80-1241	97	80-1352	25
50-235	197	79-211	137	80-1057	22	80-1136	92	80-1242	25	80-1353	25
50-236	197	79-212	137	80-1058	20	80-1137	92	80-1244	96	80-1355	93
50-238	193	79-213	137	80-1059	20	80-1138	92	80-1245	83	80-1356	93
50-239	193	79-233	137	80-1060	20	80-1139	92	80-1246	83	80-1357	93
50-275	190	79-306	139	80-1061	20	80-1140	95	80-1247	83	80-1358	93
50-276	190	79-432	139	80-1062	20	80-1141	100	80-1248	83	80-1359	92
50-307	196	79-455	138	80-1063	20	80-1142	100	80-1249	84	80-1360	92
50-308	196	79-457	138	80-1064	23	80-1145	61	80-1250	84	80-1361	92

Item No.	Page	Item No.	Page	Item No.	Page	Item No.	Page	Item No.	Page	Item No.	Page
80-1362	92	80-1477	24	80-1620	164	80-1710	72	80-1851	74	80-2010	127
80-1363	92	80-1481	97	80-1621	164	80-1711	72	80-1852	74	80-2011	162
80-1364	92	80-1482	97	80-1622	164	80-1712	72	80-1853	74	80-2012	64
80-1365	92	80-1483	25	80-1627	164	80-1713	72	80-1854	74	80-2013	64
80-1366	92	80-1485	63	80-1628	164	80-1714	73	80-1855	74	80-2015	143
80-1367	93	80-1486	63	80-1629	164	80-1715	73	80-1856	74	80-2019	66
80-1368	93	80-1487	162	80-1630	164	80-1716	73	80-1857	74	80-2030	49
80-1369	93	80-1490	84	80-1631	46,48	80-1717	73	80-1858	75	80-2031	49
80-1370	93	80-1496	82	80-1632	164	80-1718	62	80-1859	75	80-2032	36
80-1371	100	80-1497	82	80-1633	164	80-1719	62	80-1860	75	80-2034	33
80-1373	8	80-1498	82	80-1634	164	80-1720	73	80-1861	75	80-2035	50
80-1376	47	80-1499	82	80-1635	164	80-1721	73	80-1862	75	80-2036	54
80-1377	49	80-1500	65	80-1636	26	80-1733	101	80-1863	75	80-2037	100
80-1378	46	80-1501	6	80-1637	28	80-1734	45	80-1865	51	80-2041	42
80-1379	56	80-1502	9	80-1638	28	80-1737	17	80-1869	72	80-2042	42
80-1380	56	80-1503	9	80-1639	28	80-1738	17	80-1870	44	80-2044	66
80-1381	96	80-1504	10	80-1640	29	80-1739	17	80-1872	67	80-2047	34
80-1389	29,30	80-1505	10	80-1641	28	80-1740	17	80-1873	66	80-2049	66
80-1398	61	80-1506	81	80-1642	55	80-1741	67	80-1875	45	80-2054	60
80-1408	100	80-1518	130,131,132	80-1645	55	80-1742	67	80-1880	134	80-2061	31
80-1409	93	80-1519	130,131,132	80-1646	49	80-1748	69	80-1888	75,103	80-2062	31
80-1410	93	80-1523	26	80-1647	44	80-1749	22	80-1891	72	80-2063	31
80-1411	93	80-1524	26	80-1648	52	80-1750	22	80-1893	64	80-2064	32
80-1412	93	80-1525	26	80-1649	60	80-1751	47	80-1912	63	80-2065	32
80-1413	92	80-1527	6	80-1650	63	80-1753	8	80-1925	35	80-2066	32
80-1414	92	80-1529	6	80-1651	62	80-1754	6	80-1926	69	80-2067	31
80-1415	92	80-1530	48	80-1652	62	80-1755	54	80-1927	28	80-2068	31
80-1416	92	80-1531	38	80-1653	64	80-1757	11	80-1934	75	80-2069	31
80-1419	25	80-1532	26	80-1654	64	80-1758	11	80-1935	75	80-2070	31
80-1428	16	80-1533	15	80-1664	56	80-1759	29	80-1938	140	80-2071	31
80-1429	16	80-1542	15	80-1665	46,48	80-1762	54	80-1944	84	80-2072	32
80-1430	20	80-1543	14	80-1666	14	80-1763	26	80-1947	100	80-2073	72
80-1431	20	80-1544	14	80-1667	14	80-1764	26	80-1948	64	80-2074	72
80-1432	20	80-1545	14	80-1668	66	80-1766	55	80-1949	72	80-2075	72
80-1433	20	80-1546	14	80-1669	8	80-1767	95	80-1950	72	80-2076	72
80-1434	22	80-1547	11	80-1670	8	80-1768	40	80-1953	75	80-2077	72
80-1435	25	80-1548	11	80-1671	10	80-1769	51	80-1955	75	80-2078	72
80-1436	25	80-1552	61	80-1672	9	80-1770	95	80-1956	41	80-2080	54
80-1437	25	80-1555	163	80-1673	9	80-1771	95	80-1964	112	80-2081	165
80-1438	25	80-1558	12	80-1674	45	80-1772	16	80-1965	112	80-2082	165
80-1439	25	80-1559	12	80-1677	34,44	80-1773	76	80-1966	112	80-2083	165
80-1440	25	80-1560	13	80-1678	34,44	80-1774	76	80-1967	112	80-2084	165
80-1441	25	80-1561	13	80-1679	36	80-1775	76	80-1968	7	80-2085	165
80-1442	25	80-1562	12	80-1680	36	80-1782	62	80-1969	7	80-2086	165
80-1445	43	80-1563	12	80-1681	44	80-1784	62	80-1970	103	80-2087	165
80-1446	18	80-1565	12	80-1682	36	80-1785	62	80-1971	165	80-2088	165
80-1447	18	80-1566	12	80-1685	39	80-1786	62	80-1972	165	80-2089	35
80-1450	22	80-1582	65	80-1688	98	80-1787	62	80-1973	165	80-2090	48
80-1451	22	80-1583	65	80-1689	45	80-1788	62	80-1974	165	80-2091	49
80-1453	7	80-1589	65	80-1690	51	80-1791	48	80-1975	165	80-2092	45
80-1454	162	80-1590	65	80-1691	38	80-1793	44	80-1976	165	80-2093	47
80-1455	162	80-1591	65	80-1692	25	80-1794	62	80-1977	63	80-2095	54
80-1456	163	80-1596	61	80-1693	63	80-1795	23	80-1979	124	80-2096	54
80-1457	163	80-1598	26	80-1694	63	80-1796	66	80-1980	100	80-2097	61
80-1458	163	80-1600	85	80-1695	19	80-1797	26	80-1981	8	80-2098	61
80-1462	19	80-1601	85	80-1696	19	80-1798	55	80-1983	94	80-2099	68
80-1463	19	80-1602	85	80-1700	45	80-1813	66	80-1984	23	80-2100	69
80-1466	96	80-1603	85	80-1701	25	80-1816	66	80-1985	23	80-2101	100
80-1467	25	80-1604	85	80-1702	25	80-1819	100	80-1987	165	80-2102	134
80-1468	25	80-1605	85	80-1703	23	80-1820	100	80-1988	165	80-2103	134
80-1471	25	80-1606	85	80-1704	23	80-1844	61	80-1994	94	80-2104	72
80-1472	25	80-1613	47	80-1705	24	80-1846	74	80-1996	60	80-2105	73
80-1473	63	80-1614	45	80-1706	26	80-1847	74	80-1997	68	80-2106	81
80-1474	63	80-1615	60	80-1707	26	80-1848	74	80-2003	64	80-2107	81
80-1475	24	80-1617	100	80-1708	39	80-1849	74	80-2004	67	80-2108	81
80-1476	24	80-1619	164	80-1709	26	80-1850	74	80-2005	75	80-2109	81

Item No.	Page	Item No.	Page	Item No.	Page	Item No.	Page	Item No.	Page	Item No.	Page
80-2120	35	90-068	171	90-165	143	90-257	140	90-341	149	90-433	99
80-2121	161	90-069	175	90-166	133	90-258	140	90-350	146	90-434	99
80-2128	41	90-070	138	90-167	152	90-259	140	90-351	146	90-435	99
80-2182	42	90-071	138	90-168	152	90-260	140	90-352	162	90-436	99
80-2594	73	90-072	138	90-169	152	90-261	140	90-353	146	90-437	105
80-2602	11	90-077	138	90-171	144	90-262	140	90-354	146	90-438	105
80-2652	41	90-078	139	90-172	145	90-263	149	90-355	146	90-439	186
90-000	139	90-080	139	90-173	166	90-267	148	90-356	146	90-440	159
90-001	144	90-081	139	90-174	156	90-268	148	90-357	146	90-441	159
90-002	144	90-085	139	90-175	143	90-269	148	90-358	146	90-442	159
90-003	145	90-086	139	90-176	146	90-270	140	90-359	146	90-443	52
90-004	145	90-095	156	90-177	146	90-271	140	90-360	146	90-444	52
90-008	168	90-096	156	90-178	143	90-272	140	90-361	146	90-445	52
90-009	168	90-097	156	90-179	142	90-273	148	90-362	146	90-446	104
90-010	168	90-098	156	90-180	128	90-274	140	90-363	146	90-449	69
90-011	168	90-099	137	90-181	24	90-276	148	90-364	146	90-450	159
90-012	168	90-100	115	90-182	24	90-277	148	90-365	148	90-451	159
90-013	168	90-101	115	90-183	24	90-278	148	90-366	162	90-452	159
90-014	145	90-102	115	90-187	144	90-280	140	90-368	163	90-453	159
90-015	144	90-103	115	90-188	168	90-281	140	90-369	163	90-456	159
90-016	145	90-105	115	90-189	168	90-282	140	90-370	162	90-458	28
90-017	144	90-106	118	90-190	168	90-283	140	90-371	163	90-460	115
90-018	144	90-107	118	90-191	172	90-284	140	90-372	162	90-462	115
90-019	144	90-108	173	90-192	171	90-285	140	90-373	163	90-463	58
90-020	24	90-109	142	90-193	171	90-286	140	90-374	162	90-464	59
90-021	24	90-110	142	90-194	172	90-287	140	90-375	163	90-465	56
90-022	153	90-111	143	90-195	172	90-288	140	90-379	146	90-466	42
90-023	153	90-112	142	90-196	171	90-289	140	90-381	146	90-469	127
90-024	153	90-113	142	90-197	171	90-290	140	90-383	146	90-470	127
90-025	153	90-114	143	90-198	171	90-291	140	90-384	148	90-472	146
90-026	153	90-115	143	90-199	172	90-292	140	90-385	148	90-473	146
90-027	153	90-116	166	90-200	149	90-293	140	90-386	148	90-474	67
90-028	153	90-117	166	90-201	149	90-294	140	90-387	148	90-475	66
90-029	153	90-119	175	90-202	149	90-295	140	90-388	146	90-480	53
90-030	153	90-120	183	90-203	149	90-296	140	90-389	146	90-481	53
90-031	153	90-121	176	90-204	149	90-297	140	90-390	144	90-487	168
90-032	153	90-122	166	90-205	149	90-298	140	90-392	144	90-488	168
90-033	144	90-123	166	90-206	149	90-299	140	90-393	98	90-489	168
90-034	144	90-124	166	90-207	154	90-300	167	90-394	98	90-490	115
90-035	153	90-125	166	90-208	152	90-301	140	90-396	127	90-491	115
90-036	153	90-127	166	90-209	152	90-302	140	90-402	60	90-492	115
90-037	153	90-128	166	90-210	152	90-303	179	90-403	60	90-493	115
90-038	153	90-129	166	90-212	149	90-305	167	90-404	33	90-496	115
90-039	181	90-130	134	90-219	131	90-306	167	90-405	33	90-497	115
90-040	174	90-132	134	90-220	131	90-312	167	90-407	54	90-498	115
90-041	174	90-133	133	90-221	131	90-317	167	90-409	34	90-500	99
90-044	175	90-134	133	90-222	131	90-318	167	90-410	6	90-501	92
90-045	175	90-135	133	90-223	131	90-319	167	90-411	9	90-502	95
90-047	173	90-136	131	90-224	131	90-321	128	90-412	7	90-503	166
90-048	173	90-137	131	90-225	131	90-322	128	90-413	7	90-504	92
90-050	173	90-139	131	90-230	176	90-323	128	90-414	56	90-505	94
90-051	173	90-140	132	90-231	176	90-324	128	90-415	56	90-506	99
90-052	171	90-141	132	90-234	178	90-325	128	90-416	56	90-507	92
90-053	171	90-142	132	90-235	178	90-326	128	90-417	34	90-508	93
90-054	171	90-151	175	90-241	155	90-327	128	90-418	6	90-521	166
90-055	171	90-152	148	90-242	173	90-328	128	90-419	35	90-522	166
90-056	171	90-153	148	90-244	178	90-330	176	90-420	8	90-532	69
90-057	174	90-154	148	90-245	152	90-331	176	90-421	6	90-533	166
90-058	171	90-155	148	90-246	185	90-332	155	90-422	60	90-534	166
90-059	153	90-156	148	90-248	68	90-333	146	90-424	33	90-535	153
90-060	153	90-157	128	90-249	149	90-335	150,182	90-425	69	90-536	153
90-061	173	90-158	128	90-250	68	90-336	150,182	90-428	50	90-537	153
90-062	171	90-159	152	90-253	149	90-337	150,182	90-429	46	90-538	153
90-063	171	90-161	128	90-254	149	90-338	150	90-430	176	90-539	153
90-065	171	90-162	155	90-255	140	90-339	150	90-431	176	90-540	55
90-066	171	90-163	156	90-256	140	90-340	149	90-432	56	90-541	55

Item No.	Page	Item No.	Page	Item No.	Page	Item No.	Page	Item No.	Page	Item No.	Page
90-542	55	90-652	152	90-766	177	90-916	163	90-1051	133	90-1142	24
90-543	55	90-653	152	90-767	177	90-917	163	90-1056	133	90-1143	24
90-545	100	90-654	186	90-768	185	90-918	163	90-1059	155	90-1144	25
90-546	105	90-655	186	90-769	185	90-919	130	90-1060	140	90-1145	25
90-547	105	90-656	186	90-770	159	90-920	130	90-1062	140	90-1146	25
90-548	62	90-657	186	90-775	183	90-921	130	90-1063	140	90-1147	25
90-551	152	90-658	186	90-776	183	90-922	130	90-1065	142	90-1148	162
90-552	130	90-659	186	90-777	167	90-923	130	90-1066	144	90-1149	148
90-553	130	90-660	186	90-778	167	90-924	130	90-1068	140	90-1150	42
90-554	130	90-666	152	90-779	167	90-925	130	90-1069	96	90-1151	54
90-555	130	90-667	154	90-780	167	90-931	162	90-1070	96	90-1152	33
90-556	130	90-668	154	90-781	167	90-934	167	90-1072	174	90-1153	33
90-557	130	90-670	138	90-782	167	90-935	168	90-1073	142	90-1154	153
90-558	131	90-677	186	90-783	167	90-940	132	90-1074	35	90-1155	153
90-559	131	90-678	186	90-784	167	90-955	152	90-1076	69	90-1156	153
90-560	131	90-679	186	90-793	98	90-957	149	90-1077	67	90-1158	128
90-561	131	90-684	177	90-794	98	90-958	149	90-1078	67	90-1159	128
90-562	131	90-685	177	90-797	153	90-959	133	90-1080	66	90-1160	133
90-563	131	90-686	177	90-798	97	90-963	154	90-1081	66	90-1161	133
90-570	131	90-689	94	90-799	97	90-967	115	90-1082	97	90-1162	140
90-571	131	90-690	94	90-806	106	90-968	118	90-1083	98	90-1163	140
90-573	99	90-691	167	90-814	99	90-985	148	90-1084	98	90-1164	150
90-574	99	90-692	167	90-815	159	90-986	148	90-1085	183	90-1166	148
90-575	142	90-693	167	90-816	159	90-987	148	90-1088	147	90-1167	148
90-577	186	90-695	98	90-817	159	90-988	148	90-1089	147	90-1168	148
90-578	186	90-696	98	90-820	99	90-989	148	90-1090	147	90-1169	148
90-589	143	90-697	98	90-821	99	90-990	148	90-1091	147	90-1170	148
90-590	92	90-701	132	90-822	152	90-991	148	90-1092	147	90-1173	140
90-591	144	90-702	154	90-825	99	90-992	148	90-1093	147	90-1174	148
90-592	144	90-703	95	90-837	134	90-993	148	90-1094	147	90-1175	148
90-593	143	90-704	94	90-838	134	90-995	148	90-1095	146	90-1176	148
90-594	144	90-705	186	90-840	176	90-996	148	90-1096	146	90-1177	148
90-595	55	90-706	179	90-841	176	90-998	128	90-1097	69	90-1178	148
90-598	143	90-707	179	90-842	134	90-0580	175	90-1098	172	90-1179	148
90-599	149	90-708	183	90-846	159	90-1000	140	90-1099	172	90-1180	148
90-606	140	90-709	183	90-867	17	90-1002	140	90-1100	172	90-1181	148
90-607	140	90-710	152	90-868	16	90-1003	140	90-1101	172	90-1182	141
90-608	140	90-711	152	90-869	17	90-1004	140	90-1102	172	90-1183	141
90-609	140	90-714	149	90-870	16	90-1005	140	90-1103	162	90-1184	141
90-610	140	90-715	98	90-871	18	90-1008	140	90-1104	163	90-1185	141
90-611	140	90-716	98	90-876	177	90-1009	140	90-1106	95	90-1186	141
90-612	143	90-719	98	90-877	177	90-1012	140	90-1107	38	90-1187	141
90-613	143	90-720	149	90-878	186	90-1014	140	90-1108	35	90-1188	141
90-614	155	90-721	149	90-879	186	90-1015	140	90-1109	37	90-1189	141
90-615	179	90-722	153	90-880	186	90-1016	140	90-1110	37	90-1190	141
90-616	179	90-723	118	90-886	134	90-1017	140	90-1111	69	90-1191	141
90-623	155	90-724	176	90-890	172	90-1018	140	90-1112	69	90-1192	141
90-625	154	90-725	168	90-891	172	90-1020	148	90-1113	69	90-1193	141
90-626	154	90-738	61	90-892	172	90-1021	140	90-1114	98	90-1194	141
90-631	98	90-739	61	90-893	172	90-1022	140	90-1115	98	90-1195	141
90-632	98	90-744	153	90-894	172	90-1023	140	90-1116	98	90-1196	141
90-634	155	90-747	167	90-901	162	90-1025	140	90-1117	106	90-1197	141
90-635	153	90-748	167	90-902	162	90-1026	140	90-1118	106	90-1198	140
90-636	154	90-749	176	90-903	162	90-1027	140	90-1119	106	90-1199	140
90-637	154	90-753	167	90-904	162	90-1028	140	90-1120	106	90-1217	143
90-638	154	90-755	177	90-905	162	90-1029	140	90-1121	104	90-1218	148
90-639	154	90-756	177	90-906	162	90-1030	140	90-1125	142	90-1246	163
90-640	152	90-757	177	90-907	162	90-1031	140	90-1126	142	90-1247	163
90-642	154	90-758	177	90-908	162	90-1032	153	90-1127	143	90-1248	163
90-643	154	90-759	42	90-909	162	90-1034	166	90-1128	143	90-1249	163
90-644	154	90-760	42	90-910	162	90-1035	144	90-1129	143	90-1250	163
90-645	154	90-761	154	90-911	163	90-1036	144	90-1130	143	90-1251	163
90-646	154	90-762	133,134,154	90-912	163	90-1037	144	90-1138	24	90-1252	200
90-649	179	90-763	177	90-913	163	90-1038	144	90-1139	24	90-1253	200
90-650	179	90-764	154	90-914	163	90-1042	145	90-1140	24	90-1254	200
90-651	152	90-765	154	90-915	163	90-1050	133	90-1141	24	90-1255	200

Item No.	Page	Item No.	Page	Item No.	Page	Item No.	Page	Item No.	Page	Item No.	Page
90-1256	162	90-1506	162	90-1582	118	90-1667	16	90-1733	134	90-2007	130
90-1257	162	90-1507	162	90-1583	118	90-1668	17	90-1734	135	90-2008	130
90-1258	162	90-1508	162	90-1584	118	90-1669	17	90-1735	134	90-2009	130
90-1259	162	90-1509	162	90-1585	118	90-1670	16	90-1736	136	90-2010	130
90-1260	162	90-1510	162	90-1587	58	90-1671	18	90-1737	136	90-2011	130
90-1261	162	90-1511	162	90-1588	59	90-1672	16	90-1738	136	90-2012	130
90-1262	162	90-1512	162	90-1589	132	90-1673	16	90-1739	136	90-2013	131
90-1263	162	90-1513	163	90-1590	66	90-1674	170	90-1740	136	90-2014	131
90-1264	162	90-1514	163	90-1594	147	90-1675	170	90-1741	136	90-2015	131
90-1270	199	90-1515	163	90-1595	147	90-1676	93	90-1742	136	90-2016	131
90-1271	199	90-1516	163	90-1596	147	90-1677	170	90-1743	135	90-2017	131
90-1272	199	90-1517	163	90-1597	147	90-1678	93	90-1744	135	90-2018	131
90-1273	199	90-1518	173	90-1598	147	90-1679	93	90-1745	135	90-2019	131
90-1274	200	90-1519	104	90-1599	147	90-1680	170	90-1746	135	90-2020	131
90-1275	200	90-1520	98	90-1600	155	90-1681	170	90-1747	135	90-2021	131
90-1276	200	90-1521	98	90-1601	145	90-1682	170	90-1748	136	90-2022	131
90-1277	200	90-1522	98	90-1602	147	90-1683	170	90-1763	146	90-2023	131
90-1281	140	90-1523	114	90-1603	147	90-1684	170	90-1765	146	90-2024	131
90-1298	148	90-1524	114	90-1604	147	90-1685	170	90-1766	146	90-2025	131
90-1299	184	90-1525	114	90-1605	147	90-1686	170	90-1772	146	90-2026	131
90-1306	184	90-1526	114	90-1606	147	90-1687	170	90-1773	153	90-2027	131
90-1307	184	90-1527	114	90-1607	147	90-1688	170	90-1774	153	90-2028	131
90-1308	154	90-1528	114	90-1608	147	90-1689	170	90-1775	149	90-2029	131
90-1310	52,124	90-1529	114	90-1609	147	90-1690	170	90-1776	149	90-2030	131
90-1311	67,127	90-1530	114	90-1610	147	90-1691	170	90-1777	25	90-2031	130
90-1312	67,127	90-1531	114	90-1611	147	90-1692	170	90-1778	153	90-2032	130
90-1313	67,127	90-1532	114	90-1612	147	90-1693	170	90-1779	167	90-2033	114
90-1314	8	90-1534	114	90-1613	147	90-1694	170	90-1780	167	90-2034	114
90-1335	200	90-1535	114	90-1614	147	90-1695	170	90-1781	167	90-2035	114
90-1336	200	90-1536	114	90-1615	147	90-1696	170	90-1782	54	90-2036	114
90-1337	200	90-1537	114	90-1616	147	90-1697	174	90-1784	143	90-2037	114
90-1338	200	90-1538	114	90-1617	147	90-1698	144	90-1785	143	90-2038	115
90-1385	145	90-1540	80	90-1618	147	90-1699	145	90-1788	146	90-2039	115
90-1386	134	90-1541	80	90-1619	147	90-1700	145	90-1789	146	90-2040	98
90-1404	106	90-1542	80	90-1620	147	90-1701	145	90-1790	146	90-2041	98
90-1405	106	90-1543	80	90-1621	145	90-1702	144	90-1801	104	90-2042	115
90-1407	183	90-1544	80	90-1622	155	90-1703	144	90-1804	144	90-2043	117
90-1408	6	90-1545	80	90-1623	145	90-1704	144	90-1809	152	90-2044	117
90-1409	9	90-1547	80	90-1624	155	90-1705	143	90-1814	127,168	90-2045	117
90-1410	7	90-1548	80	90-1625	155	90-1706	34	90-1822	168	90-2046	117
90-1411	7	90-1549	81	90-1626	155	90-1707	34	90-1824	128	90-2047	117
90-1412	8	90-1550	81	90-1627	155	90-1708	37	90-1825	128	90-2048	117
90-1413	115	90-1551	81	90-1628	155	90-1709	61,62	90-1830	148	90-2049	146
90-1414	115	90-1552	66	90-1629	155	90-1710	146	90-1831	148	90-2050	146
90-1415	115	90-1553	66	90-1630	155	90-1711	133	90-1832	146	90-2051	146
90-1416	115	90-1554	64	90-1631	155	90-1712	133	90-1833	146	90-2052	146
90-1417	115	90-1555	64	90-1632	155	90-1713	133	90-1834	146	90-2053	146
90-1418	127	90-1556	63	90-1633	155	90-1714	133	90-1835	146	90-2054	146
90-1419	127	90-1557	63	90-1634	145	90-1715	133	90-1836	152	90-2055	146
90-1420	127,168	90-1558	68	90-1636	144	90-1716	133	90-1837	152	90-2056	146
90-1421	127	90-1559	68	90-1640	146	90-1717	133	90-1838	146	90-2057	146
90-1422	128	90-1560	68	90-1641	146	90-1718	133	90-1839	146	90-2058	146
90-1423	128	90-1561	67	90-1644	146	90-1719	133	90-1842	152	90-2059	146
90-1424	144	90-1562	132	90-1646	144	90-1720	133	90-1843	152	90-2060	146
90-1425	118	90-1563	42	90-1648	144	90-1721	133	90-1844	170	90-2061	146
90-1429	148	90-1564	42	90-1649	144	90-1722	133	90-1845	170	90-2062	146
90-1433	177	90-1565	143	90-1650	143	90-1723	133	90-1846	171	90-2063	146
90-1435	176	90-1566	115,116,117,118	90-1652	148	90-1724	133	90-1847	171	90-2064	146
90-1437	176	90-1567	132	90-1653	148	90-1725	133	90-1848	150	90-2066	146
90-1439	177	90-1571	151	90-1654	146	90-1726	149	90-2000	130	90-2067	146
90-1440	127	90-1572	151	90-1655	146	90-1727	149	90-2001	130	90-2068	146
90-1448	177	90-1577	145	90-1656	146	90-1728	149	90-2002	130	90-2069	146
90-1502	53	90-1578	144	90-1657	24	90-1729	149	90-2003	130	90-2070	146
90-1503	53	90-1579	144	90-1658	24	90-1730	149	90-2004	130	90-2072	146
90-1504	179	90-1580	144	90-1660	148	90-1731	134	90-2005	130	90-2073	146
90-1505	162	90-1581	118	90-1661	146	90-1732	134	90-2006	130	90-2074	146

Item No.	Page	Item No.	Page	Item No.	Page	Item No.	Page	Item No.	Page	Item No.	Page
90-2075	146	90-2146	147	90-2220	160	90-2288	160	90-2375	131	90-2470	78
90-2076	146	90-2147	147	90-2221	160	90-2289	131	90-2376	131	90-2471	141
90-2077	146	90-2148	147	90-2222	160	90-2291	130	90-2377	131	90-2472	141
90-2078	130	90-2149	147	90-2223	160	90-2292	130	90-2378	131	90-2473	141
90-2079	130	90-2150	147	90-2224	160	90-2293	131	90-2379	131	90-2474	141
90-2080	130	90-2151	147	90-2225	160	90-2294	151	90-2382	180	90-2475	141
90-2081	131	90-2152	147	90-2226	160	90-2295	151	90-2383	180	90-2476	141
90-2082	131	90-2153	155	90-2227	160	90-2296	151	90-2384	180	90-2477	142
90-2083	131	90-2154	155	90-2228	160	90-2297	151	90-2385	141	90-2478	143
90-2085	119	90-2155	155	90-2229	161	90-2298	151	90-2390	116	90-2480	181
90-2086	119	90-2156	155	90-2230	161	90-2299	151	90-2392	114	90-2481	181
90-2087	117	90-2157	155	90-2231	161	90-2300	151	90-2393	162	90-2482	180
90-2088	130	90-2158	141	90-2232	161	90-2301	151	90-2404	186	90-2483	77
90-2089	130	90-2163	156	90-2233	140	90-2302	151	90-2405	186	90-2484	78
90-2090	146	90-2164	156	90-2234	141	90-2303	151	90-2407	141	90-2485	199
90-2091	146	90-2165	156	90-2235	130	90-2309	118	90-2413	119	90-2486	199
90-2093	131	90-2166	156	90-2236	130	90-2310	118	90-2414	119	90-2487	199
90-2094	131	90-2167	156	90-2237	127	90-2312	119	90-2416	114	90-2488	199
90-2095	155	90-2168	156	90-2238	127	90-2313	119	90-2417	114	90-2489	182
90-2096	155	90-2169	156	90-2239	127	90-2315	97	90-2418	114	90-2490	182
90-2097	155	90-2170	156	90-2240	127	90-2318	147	90-2421	150	90-2491	182
90-2098	155	90-2171	156	90-2241	127	90-2319	147	90-2422	150	90-2492	182
90-2099	155	90-2172	158	90-2242	131	90-2320	116	90-2424	99	90-2493	182
90-2100	155	90-2173	158	90-2243	119	90-2321	116	90-2425	99	90-2494	150,182
90-2101	115	90-2174	158	90-2244	98	90-2322	116	90-2426	99	90-2495	150,182
90-2102	140	90-2175	158	90-2245	98	90-2323	116	90-2427	99	90-2498	81
90-2103	140	90-2176	158	90-2246	132	90-2324	116	90-2428	102	90-2499	79
90-2104	140	90-2177	158	90-2247	132	90-2325	119	90-2429	102	90-2501	148
90-2105	140	90-2178	158	90-2248	132	90-2329	157	90-2430	101	90-2502	148
90-2106	140	90-2179	158	90-2249	132	90-2330	157	90-2431	101	90-2503	148
90-2107	140	90-2180	158	90-2250	132	90-2331	157	90-2432	101	90-2504	148
90-2108	140	90-2182	146	90-2251	132	90-2332	157	90-2433	103	90-2505	148
90-2109	140	90-2183	115	90-2252	132	90-2333	157	90-2434	73,75,103	90-2506	148
90-2110	140	90-2184	115	90-2253	132	90-2334	157	90-2435	116	90-2507	148
90-2111	140	90-2185	115	90-2254	132	90-2335	157	90-2436	116	90-2508	148
90-2112	140	90-2186	117	90-2255	132	90-2336	157	90-2437	116	90-2509	148
90-2113	140	90-2188	161	90-2256	130	90-2337	157	90-2438	147	90-2510	148
90-2114	140	90-2189	161	90-2257	130	90-2338	131	90-2439	147	90-2511	148
90-2115	140	90-2190	161	90-2258	130	90-2339	131	90-2440	147	90-2512	148
90-2116	140	90-2191	161	90-2259	130	90-2340	130	90-2441	147	90-2513	79
90-2117	140	90-2192	161	90-2260	94	90-2341	130	90-2443	162	90-2514	149
90-2118	140	90-2193	161	90-2261	94	90-2342	150	90-2444	162	90-2515	149
90-2119	140	90-2194	161	90-2264	130	90-2343	150	90-2445	162	90-2518	141
90-2120	140	90-2195	161	90-2265	130	90-2344	150	90-2446	163	90-2519	141
90-2121	140	90-2196	161	90-2266	130	90-2351	150	90-2447	163	90-2520	130
90-2122	140	90-2197	161	90-2267	130	90-2352	150	90-2448	163	90-2521	130
90-2123	140	90-2199	161	90-2268	130	90-2353	132	90-2449	104	90-2522	131
90-2124	140	90-2200	161	90-2269	130	90-2354	132	90-2450	104	90-2523	131
90-2125	140	90-2201	161	90-2270	130	90-2357	198	90-2451	104	90-2524	199
90-2126	140	90-2202	161	90-2271	161	90-2358	198	90-2452	69	90-2525	199
90-2127	140	90-2203	130	90-2272	161	90-2359	198	90-2453	131	90-2526	199
90-2128	140	90-2204	130	90-2273	161	90-2360	198	90-2454	131	90-2527	199
90-2129	140	90-2205	130	90-2274	161	90-2361	198	90-2455	131	90-2528	166
90-2130	140	90-2206	130	90-2275	161	90-2362	198	90-2456	130,132	90-2529	132
90-2131	140	90-2208	119	90-2276	161	90-2363	198	90-2457	130,132	90-2531	162
90-2132	140	90-2209	119	90-2277	160	90-2364	198	90-2458	132	90-2533	130,132
90-2133	141	90-2210	119	90-2278	160	90-2365	198	90-2459	116	90-2534	130,132
90-2134	141	90-2211	141	90-2279	160	90-2366	199	90-2460	114	90-2535	132
90-2135	141	90-2212	161	90-2280	160	90-2367	199	90-2461	114	90-2536	127
90-2136	141	90-2213	161	90-2281	160	90-2368	99	90-2462	114	90-2544	153
90-2137	141	90-2214	161	90-2282	160	90-2369	99	90-2463	114	90-2545	140
90-2138	141	90-2215	161	90-2283	160	90-2370	99	90-2464	114	90-2546	140
90-2139	147	90-2216	161	90-2284	160	90-2371	99	90-2465	104	90-2576	162
90-2140	147	90-2217	161	90-2285	160	90-2372	99	90-2467	77,79	90-2579	77
90-2141	147	90-2218	161	90-2286	160	90-2373	158	90-2468	77	90-2580	78
90-2142	147	90-2219	161	90-2287	160	90-2374	131	90-2469	78	90-2581	77

Item No.	Page	Item No.	Page	Item No.	Page	Item No.	Page	Item No.	Page	Item No.	Page
90-2582	78	90-5080	141	93-150	109	93-333	109	S5219	88	S8205	73,75,78
90-2587	99	90-5084	141	93-165	108	93-334	112	S5220	88	S8206	73,75,78
90-2589	104	90-5088	141	93-166	108	93-335	112	S5221	88	S8207	73,75,78
90-2593	157	90-5092	141	93-167	108	93-336	108	S5222	88	S8227	73,75,78
90-2594	140	90-5096	141	93-168	108	93-337	108	S5223	90	S8228	73,75,78
90-2595	150	90-5100	141	93-169	120	93-338	108	S5225	90	S8329	70
90-2596	117	90-5104	141	93-170	120	93-339	113	S5226	90	S8330	70
90-2597	132	90-5108	141	93-173	120	93-340	109	S5228	90	S8331	70
90-2598	114	90-5112	141	93-174	120	93-341	110	S5229	90	S8332	70
90-2599	115	90-5116	141	93-175	120	93-343	108	S5233	90	S8333	70
90-2604	103	90-5120	141	93-179	120	93-5000	122	S5235	90	S8334	70
90-2605	98	90-5124	141	93-182	109	93-5001	122	S5258	89	S8335	70
90-2606	98	90-5128	141	93-183	109	93-5002	122	S5259	89	S8336	70
90-2607	98	90-5132	141	93-184	111	93-5003	122	S5260	89	S8337	70
90-2608	98	90-5136	141	93-185	111	93-5004	122	S5261	89	S8338	70
90-2609	98	90-5140	141	93-186	111	93-5005	122	S5262	89	S8339	70
90-2610	103	90-5144	141	93-187	111	93-5006	122	S5263	89	S8340	70
90-2611	101	90-5148	141	93-188	111	93-5007	122	S5264	87	S8341	71
90-2612	52,124	90-5152	141	93-189	111	93-5008	122	S5265	87	S8342	71
90-2617	98	90-5156	141	93-192	121	93-5009	122	S5266	87	S8343	71
90-2618	98	90-5160	141	93-193	121	93-5010	122	S5267	87	S8344	71
90-2619	25	90-5168	141	93-194	121	93-5011	96	S5268	86	S8345	71
90-2620	162	90-5176	141	93-195	121	93-5012	96	S5269	86	S8346	71
90-2621	39	90-5180	141	93-196	121	93-5014	96	S5270	86	S8347	71
90-2622	141	90-5184	141	93-197	121	93-5016	96	S5271	86	S8348	71
90-2623	141	90-5192	141	93-198	121	93-5017	122	S5274	86	S8349	71
90-2625	140	90-5199	141	93-199	121	93-5018	122	S5275	86	S8350	71
90-2626	140	90-5200	141	93-203	110	93-5019	122	S5276	86	S8351	71
90-2627	140	90-5201	141	93-204	110	93-5020	121	S5277	86	S8352	71
90-2628	114	90-5203	141	93-205	110	93-5021	121	S5278	86	S8353	71
90-2629	99	90-5310	143	93-206	110	93-5022	121	S5279	86	S8354	71
90-2630	106	91-220	125	93-207	111	93-5023	121	S5280	86	S8355	71
90-2633	101	91-221	125	93-208	111	93-5024	123	S5281	86	S8356	71
90-2634	148	91-222	125	93-209	111	93-5025	123	S5282	87	S8396	71
90-2635	148	91-223	125	93-210	111	93-5026	123	S5283	87	S8397	71
90-2638	52	91-227	106	93-211	111	93-5027	123	S5284	87	S8398	71
90-2639	52	91-229	125	93-212	111	93-5028	124	S5285	87	TP185	159
90-4300	54	92-321	105	93-241	108	93-5029	124	S5286	89	Y49428	90
90-4310	9	92-322	105	93-300	113	93-5030	123	S5287	89	Y49429	90
90-5003	141	92-323	104	93-301	113	93-5031	124	S5288	89	Y49430	90
90-5004	141	92-324	104	93-302	113	93-5032	124	S5289	89	Y49735	88
90-5005	141	92-400	105	93-303	113	93-5033	124	S5290	87	Y49736	88
90-5006	141	92-401	105	93-304	113	93-5034	122	S5291	87		
90-5007	141	92-403	105	93-305	113	93-5035	122	S5292	87		
90-5008	141	92-405	104	93-306	113	93-5036	124	S5293	87		
90-5010	141	92-406	105	93-307	113	93-5037	124	S5294	87		
90-5012	141	92-407	104	93-308	113	93-5038	124	S5295	87		
90-5014	141	92-408	104	93-309	113	93-5039	124	S5296	90		
90-5016	141	92-414	104	93-310	113	S1822	50	S5297	90		
90-5020	141	93-110	111	93-311	109	S1934	51	S5298	90		
90-5024	141	93-115	111	93-312	109	S1940	51	S5299	90		
90-5026	141	93-126	108	93-313	109	S3127	51	S5831	50		
90-5028	141	93-127	108	93-314	109	S4614	65	S5862	50		
90-5030	141	93-128	108	93-315	110	S4870	50	S6620	86		
90-5032	141	93-129	108	93-316	110	S4894	68	S6621	86		
90-5036	141	93-130	108	93-317	110	S4895	68	S6622	86		
90-5040	141	93-131	108	93-318	110	S5170	86	S70-826	126		
90-5044	141	93-132	108	93-319	110	S5171	86	S70-827	126		
90-5048	141	93-133	111	93-320	110	S5207	88	S70-829	126		
90-5052	141	93-134	111	93-321	110	S5208	88	S70-830	126		
90-5056	141	93-138	108	93-322	112	S5209	88	S70-831	126		
90-5060	141	93-139	108	93-325	112	S5210	88	S70-832	126		
90-5064	141	93-140	108	93-326	112	S5213	89	S8201	73,75,78		
90-5068	141	93-141	108	93-329	110	S5214	88	S8202	73,75,78		
90-5072	141	93-142	108	93-330	110	S5215	88	S8203	73,75,78		
90-5076	141	93-144	109	93-332	109	S5218	88	S8204	73,75,78		



National Toll-Free
800-43-SATCO (800-437-2826)

NEW YORK

Executive Offices & Warehouse
110 Heartland Blvd.,
Brentwood, N.Y. 11717
800-437-2826
(631) 243-2022
FAX (631) 243-2027

CALIFORNIA

31288 San Benito St.,
Hayward, CA 94544
800-437-2826
(510) 487-4822
FAX (510) 487-8955

PUERTO RICO

Compeche St. 23
Julio N. Matos Industrial Park
Carolina, PR 00984
(787) 757-3510
FAX (787) 757-3540

FLORIDA

900 N.W. 159th Drive,
Miami, FL 33169
800-437-2826
(305) 624-2044
FAX (305) 623-0286

WASHINGTON

4710 116th St. S.W.,
Mukilteo, WA 98275
800-437-2826
(425) 789-3300
FAX (425) 789-3310

TEXAS

2000 Valwood Parkway,
Farmers Branch, TX 75234
800-437-2826
(972) 247-2437
FAX (972) 247-5408

Visit Our Web Site at: www.satco.com
E-Mail us at: info@satco.com

Not responsible for typographical errors.
Data subject to change without notice.

© 2010 SATCO Products Inc.
All Rights Reserved

Printed in China

CAT. # SA3015

\$10.00