

## Power supply unit - QUINT-PS/ 3AC/24DC/20 - 2866792

Please be informed that the data shown in this PDF Document is generated from our Online Catalog. Please find the complete data in the user's documentation. Our General Terms of Use for Downloads are valid (<http://phoenixcontact.com/download>)



Primary-switched QUINT POWER power supply for DIN rail mounting with SFB (Selective Fuse Breaking) Technology, input: 3-phase, output: 24 V DC/20 A

### Product description

QUINT POWER power supplies with maximum functionality

QUINT POWER circuit breakers magnetically and therefore quickly trip at six times the nominal current, for selective and therefore cost-effective system protection. The high level of system availability is additionally ensured, thanks to preventive function monitoring, as it reports critical operating states before errors occur.

Reliable starting of heavy loads takes place via the static power reserve POWER BOOST. Thanks to the adjustable voltage, all ranges between 5 V DC ... 56 V DC are covered.

### Product Features

- Reliable starting of difficult loads
- High level of system availability even in the event of permanent phase failure
- Preventive function monitoring



### Key commercial data

Packing unit	1 pc
Weight per Piece (excluding packing)	1851.0 GRM
Custom tariff number	85044030
Country of origin	Thailand

### Technical data

#### Dimensions

Width	69 mm
Height	130 mm
Depth	125 mm
Width with alternative assembly	125 mm
Height with alternative assembly	130 mm
Depth with alternative assembly	72 mm

# Power supply unit - QUINT-PS/ 3AC/24DC/20 - 2866792

## Technical data

### Ambient conditions

Degree of protection	IP20
Ambient temperature (operation)	-25 °C ... 70 °C (> 60°C derating, startup at -40°C type-tested)
Ambient temperature (storage/transport)	-40 °C ... 85 °C
Max. permissible relative humidity (operation)	95 % (at 25 °C, non-condensing)
Noise immunity	EN 61000-6-2:2005

### Input data

Input voltage range	3x 320 V AC ... 575 V AC
	2x 360 V AC ... 575 V AC (Not approved by UL)
	450 V DC ... 800 V DC
AC frequency range	45 Hz ... 65 Hz
Frequency range DC	0 Hz
Current consumption	3x 1.6 A (400 V AC)
	3x 1.3 A (500 V AC)
	approx. 2x 3.2 A (400 V AC)
	approx. 2x 2.8 A (500 V AC)
Inrush surge current	< 20 A (typical)
Power failure bypass	> 20 ms (400 V AC)
	> 30 ms (500 V AC)
Choice of suitable fuses	6 A ... 16 A (AC: Characteristics B, C, D, K)
Type of protection	Transient surge protection
Protective circuit/component	Varistor, gas-filled surge arrester

### Output data

Nominal output voltage	24 V DC $\pm$ 1%
Setting range of the output voltage	18 V DC ... 29.5 V DC (> 24 V constant capacity)
Output current	20 A (-25°C ... 60°C, U <sub>OUT</sub> = 24 V DC)
	26 A (with POWER BOOST, -25°C ... 40°C permanently, U <sub>OUT</sub> = 24 V DC)
	120 A (SFB technology, 12 ms)
Derating	60 °C ... 70 °C (2.5%/K)
Connection in parallel	Yes, for redundancy and increased capacity
Connection in series	Yes
Residual ripple	< 40 mV <sub>PP</sub> (with nominal values)
Peak switching voltages nominal load	< 40 mV <sub>PP</sub> (at nominal values, 20 MHz)
Maximum power dissipation NO-Load	11 W
Power loss nominal load max.	40 W

### General

Net weight	1.5 kg
------------	--------

## Power supply unit - QUINT-PS/ 3AC/24DC/20 - 2866792

### Technical data

#### General

Operating voltage display	Green LED
Efficiency	> 93 % (at 400 V AC and nominal values)
Insulation voltage input/output	4 kV AC (type test) 2 kV AC (routine test)
Protection class	I
MTBF (IEC 61709, SN 29500)	> 534000 h
Mounting position	horizontal DIN rail NS 35, EN 60715
Assembly instructions	Alignable: 5 mm horizontally, 15 mm next to active components, 50 mm vertically
Electromagnetic compatibility	Conformance with EMC Directive 2004/108/EC
Low Voltage Directive	Conformance with LV directive 2006/95/EC
Standard – Electrical equipment of machines	EN 60204
Standard - Electrical safety	IEC 60950-1/VDE 0805 (SELV)
Shipbuilding approval	Germanischer Lloyd (EMC 1), ABS, LR, RINA, NK, DNV, BV
Standard – Electronic equipment for use in electrical power installations and their assembly into electrical power installations	EN 50178/VDE 0160 (PELV)
Standard – Safety extra-low voltage	IEC 60950-1 (SELV) and EN 60204 (PELV)
Standard - Safe isolation	DIN VDE 0100-410 DIN VDE 0106-1010
Standard – Protection against electric shock	DIN 57100-410
Standard – Protection against shock currents, basic requirements for protective separation in electrical equipment	DIN VDE 0106-101
Standard – Limitation of mains harmonic currents	EN 61000-3-2
Standard - Equipment safety	GS (tested safety)
Approval - requirement of the semiconductor industry with regard to mains voltage dips	SEMI F47-0706 Compliance Certificate
Information technology equipment - safety (CB scheme)	CB Scheme
UL approvals	UL Listed UL 508 UL/C-UL Recognized UL 60950 (3-wire + PE, star net) UL ANSI/ISA-12.12.01 Class I, Division 2, Groups A, B, C, D (Hazardous Location)
Surge voltage category	III

#### Connection data, input

Connection method	Screw connection
Conductor cross section solid min.	0.2 mm <sup>2</sup>
Conductor cross section solid max.	6 mm <sup>2</sup>
Conductor cross section stranded min.	0.2 mm <sup>2</sup>
Conductor cross section stranded max.	4 mm <sup>2</sup>

## Power supply unit - QUINT-PS/ 3AC/24DC/20 - 2866792

### Technical data

#### Connection data, input

Conductor cross section AWG/kcmil min.	18
Conductor cross section AWG/kcmil max	10
Stripping length	7 mm
Screw thread	M4

#### Connection data, output

Connection method	Screw connection
Conductor cross section solid min.	0.2 mm <sup>2</sup>
Conductor cross section solid max.	6 mm <sup>2</sup>
Conductor cross section stranded min.	0.2 mm <sup>2</sup>
Conductor cross section stranded max.	4 mm <sup>2</sup>
Conductor cross section AWG/kcmil min.	12
Conductor cross section AWG/kcmil max	10
Stripping length	7 mm

#### Signaling

Output name	DC OK active
Output description	$U_{OUT} > 0.9 \times U_N$ : High signal
Output voltage	+ 24 V DC
Maximum inrush current	min. 20 mA (short-circuit resistant)
Continuous load current	$\leq 20$ mA
Status display	$U_{OUT} > 0.9 \times U_N$ : "DC OK" LED green
Note on status display	$U_{OUT} < 0.9 \times U_N$ : Flashing "DC OK" LED
Conductor cross section solid min.	0.2 mm <sup>2</sup>
Conductor cross section solid max.	6 mm <sup>2</sup>
Conductor cross section stranded min.	0.2 mm <sup>2</sup>
Conductor cross section stranded max.	4 mm <sup>2</sup>
Conductor cross section AWG/kcmil min.	18
Conductor cross section AWG/kcmil max	10
Tightening torque, min	0.5 Nm
Tightening torque max	0.6 Nm
Screw thread	M4
Output name	DC OK floating
Output description	Relay contact, $U_{OUT} > 0.9 \times U_N$ : Contact closed
Maximum switching voltage	$\leq 30$ V AC/DC
Maximum inrush current	$\leq 1$ A
Continuous load current	$\leq 1$ A
Status display	$U_{OUT} > 0.9 \times U_N$ : "DC OK" LED green

## Power supply unit - QUINT-PS/ 3AC/24DC/20 - 2866792

### Technical data

#### Signaling

Note on status display	$U_{OUT} < 0.9 \times U_N$ : Flashing "DC OK" LED
Output name	POWER BOOST, active
Output description	$I_{OUT} < I_N$ : High signal
Output voltage	+ 24 V DC
Maximum inrush current	min. 20 mA (short-circuit resistant)
Continuous load current	$\leq 20$ mA
Status display	$I_{OUT} > I_N$ : LED "BOOST" yellow

### Classifications

#### eCl@ss

eCl@ss 4.0	27040702
eCl@ss 4.1	27040702
eCl@ss 5.0	27049002
eCl@ss 5.1	27049002
eCl@ss 6.0	27049002
eCl@ss 7.0	27049002
eCl@ss 8.0	27049002

#### ETIM

ETIM 2.0	EC001039
ETIM 3.0	EC001039
ETIM 4.0	EC000599
ETIM 5.0	EC002540

#### UNSPSC

UNSPSC 6.01	30211502
UNSPSC 7.0901	39121004
UNSPSC 11	39121004
UNSPSC 12.01	39121004
UNSPSC 13.2	39121004

### Approvals

#### Approvals

---

# Power supply unit - QUINT-PS/ 3AC/24DC/20 - 2866792

## Approvals

### Approvals

CSA / UL Recognized / UL Listed / cUL Recognized / GOST / LR / GL / BV / DNV / ABS / NK / RINA / BSH / IECCEB CB Scheme / SEMI F47 / Bauartgeprüft / CSA / UL Recognized / UL Listed / cUL Recognized / GOST / LR / GL / BV / DNV / ABS / NK / RINA / BSH / IECCEB CB Scheme / cULus Recognized

---

### Ex Approvals

UL Listed / cUL Listed / UL Listed / cUL Listed / cULus Listed


---


### Approvals submitted


---

### Approval details

CSA 

UL Recognized 

UL Listed 

cUL Recognized 

GOST 

LR

GL

BV

# Power supply unit - QUINT-PS/ 3AC/24DC/20 - 2866792

## Approvals


DNV

ABS

NK

RINA


BSH


IECEE CB Scheme 


SEMI F47

Bauartgeprüft

CSA 

UL Recognized 

UL Listed 

cUL Recognized 

GOST 

# Power supply unit - QUINT-PS/ 3AC/24DC/20 - 2866792

## Approvals

LR

GL

BV

DNV

ABS

NK

RINA

BSH

IECEE CB Scheme

cULus Recognized

## Drawings

Block diagram

