

Power supply unit - TRIO-PS/ 3AC/24DC/10 - 2866459

Please be informed that the data shown in this PDF Document is generated from our Online Catalog. Please find the complete data in the user's documentation. Our General Terms of Use for Downloads are valid (<http://phoenixcontact.com/download>)



Primary-switched TRIO POWER power supply for DIN rail mounting, input: 3-phase, output: 24 V DC/10 A

Product description

TRIO POWER power supplies with standard functionality

TRIO POWER is particularly suited to standard machine production, thanks to 1- and 3-phase versions up to 960 W. The wide-range input and the international approval package enable worldwide use.

The robust metal housing, the high electric strength, and the wide temperature range ensure a high level of power supply reliability.

Product Features

- Use the third negative terminal block as a grounding terminal block and minimize installation costs
- Maximum operational reliability thanks to high MTBF (mean time between failures) of more than 500,000 hours and high dielectric strength of up to 300 V AC
- Rugged design with metal housing and wide temperature range from -25 to +70°C
- Compensation of voltage drops by means of output voltage that can be adjusted on the front



Key commercial data

Packing unit	1 pc
Weight per Piece (excluding packing)	1449.4 GRM
Custom tariff number	85044030
Country of origin	China

Technical data

Dimensions

Width	60 mm
Height	130 mm
Depth	152.5 mm

Ambient conditions

Degree of protection	IP20
----------------------	------

Power supply unit - TRIO-PS/ 3AC/24DC/10 - 2866459

Technical data

Ambient conditions

Ambient temperature (operation)	-25 °C ... 70 °C (> 55° C derating)
Ambient temperature (storage/transport)	-40 °C ... 85 °C
Max. permissible relative humidity (operation)	95 % (at 25 °C, non-condensing)
Noise immunity	EN 61000-6-2:2005

Input data

Input voltage range	3x 320 V AC ... 575 V AC (for 3-phase operation) 2x 360 V AC ... 575 V AC (for 2-phase operation)
AC frequency range	45 Hz ... 65 Hz
Current consumption	3x 0.6 A (400 V AC) 3x 0.5 A (480 V AC)
Inrush surge current	< 15 A
Power failure bypass	> 20 ms (400 V AC) > 25 ms (480 V AC)
Choice of suitable fuses	6 A ... 16 A (Characteristics B, C, D, K)
Power factor (cos phi)	0.59
Type of protection	Transient surge protection
Protective circuit/component	Varistor

Output data

Nominal output voltage	24 V DC \pm 1%
Setting range of the output voltage	22.5 V DC ... 29.5 V DC (> 24 V constant capacity)
Output current	10 A (-25°C ... 55°C)
Derating	55 °C ... 70 °C (2.5%/K)
Connection in parallel	Yes, for redundancy and increased capacity
Connection in series	Yes
Max. capacitive load	Unlimited
Current limitation	Approx. 15 A
Control deviation	< 1 % (change in load, static 10 % ... 90 %) < 2 % (change in load, dynamic 10 % ... 90 %) < 0.1 % (change in input voltage \pm 10 %)
Residual ripple	< 10 mV _{PP}
Peak switching voltages nominal load	< 30 mV _{PP}
Maximum power dissipation NO-Load	6 W
Power loss nominal load max.	28 W

General

Net weight	1.3 kg
Operating voltage display	Green LED

Power supply unit - TRIO-PS/ 3AC/24DC/10 - 2866459

Technical data

General

Efficiency	> 89 % (at 400 V AC and nominal values)
Insulation voltage input/output	4 kV AC (type test)
	2 kV AC (routine test)
Protection class	I (with PE connection)
MTBF (IEC 61709, SN 29500)	> 1156000 h
Mounting position	horizontal DIN rail NS 35, EN 60715
Assembly instructions	Can be aligned: Horizontally 0 mm, vertically 50 mm
Electromagnetic compatibility	Conformance with EMC Directive 2004/108/EC
Low Voltage Directive	Conformance with LV directive 2006/95/EC
Standard – Electrical equipment of machines	EN 60204
Standard - Electrical safety	EN 60950-1/VDE 0805 (SELV)
Standard – Electronic equipment for use in electrical power installations and their assembly into electrical power installations	EN 50178/VDE 0160 (PELV)
Standard – Safety extra-low voltage	EN 60950-1 (SELV)
	EN 60204 (PELV)
Standard - Safe isolation	DIN VDE 0100-410
	DIN VDE 0106-1010
Standard – Protection against electric shock	DIN 57100-410
Standard – Protection against shock currents, basic requirements for protective separation in electrical equipment	DIN VDE 0106-101
Standard – Limitation of mains harmonic currents	EN 61000-3-2
UL approvals	UL/C-UL listed UL 508
	UL/C-UL Recognized UL 60950
Surge voltage category	III

Connection data, input

Connection method	Screw connection
Conductor cross section solid min.	0.2 mm ²
Conductor cross section solid max.	2.5 mm ²
Conductor cross section stranded min.	0.2 mm ²
Conductor cross section stranded max.	2.5 mm ²
Conductor cross section AWG/kcmil min.	24
Conductor cross section AWG/kcmil max	14
Stripping length	9 mm
Screw thread	M2,5

Connection data, output

Connection method	Screw connection
Conductor cross section solid min.	0.2 mm ²

Power supply unit - TRIO-PS/ 3AC/24DC/10 - 2866459

Technical data

Connection data, output

Conductor cross section solid max.	2.5 mm ²
Conductor cross section stranded min.	0.2 mm ²
Conductor cross section stranded max.	2.5 mm ²
Conductor cross section AWG/kcmil min.	16
Conductor cross section AWG/kcmil max	12
Stripping length	9 mm

Signaling

Status display	"DC OK" LED green
Note on status display	U _{OUT} > 21.5 V: LED lights up

Classifications

eCl@ss

eCl@ss 4.0	27040702
eCl@ss 4.1	27040702
eCl@ss 5.0	27049002
eCl@ss 5.1	27049002
eCl@ss 6.0	27049002
eCl@ss 7.0	27049002
eCl@ss 8.0	27049002

ETIM

ETIM 2.0	EC001039
ETIM 3.0	EC001039
ETIM 4.0	EC000599
ETIM 5.0	EC002540

UNSPSC

UNSPSC 6.01	30211502
UNSPSC 7.0901	39121004
UNSPSC 11	39121004
UNSPSC 12.01	39121004
UNSPSC 13.2	39121004

Approvals

Approvals

Power supply unit - TRIO-PS/ 3AC/24DC/10 - 2866459

Approvals

Approvals


UL Recognized / UL Listed / cUL Recognized / cUL Listed / cULus Recognized / cULus Listed

Ex Approvals

Approvals submitted


Approval details


UL Recognized 

UL Listed 

cUL Recognized 

cUL Listed 

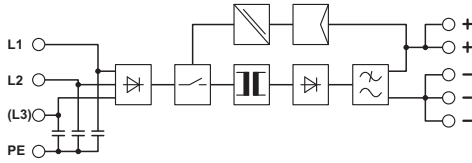
cULus Recognized 

cULus Listed 

Drawings

Power supply unit - TRIO-PS/ 3AC/24DC/10 - 2866459

Block diagram



Dimensioned drawing

