

## Contact insert - HC-B 6-I-UT-M - 1648115

Please be informed that the data shown in this PDF Document is generated from our Online Catalog. Please find the complete data in the user's documentation. Our General Terms of Use for Downloads are valid (<http://download.phoenixcontact.com>)



HEAVYCON male insert, B6 series, 6-pos., screw connection. PE connection using tension sleeve technology.

### Product Features

- ✔ For fast coding with plastic profile
- ✔ PE connection using tension sleeve technology



### Key commercial data

Packing unit	1 pc
Weight per Piece (excluding packing)	59.87 GRM
Custom tariff number	85366990
Country of origin	China

### Technical data

#### General

Note	For HEAVYCON ADVANCE and HEAVYCON housing of B6 type. Plug-in connections may only be operated only when there is no load/voltage.
Connection method	Screw connection
Tightening torque	0.5 Nm ... 0.8 Nm
Pollution degree	3
Surge voltage category	III
Constructional and testing regulations	DIN EN 61984
	DIN EN 60664
	IEC 60352
Number of positions	6+PE
Insertion/withdrawal cycles	≥ 500
Type	B6
Connection in acc. with standard	IEC / EN

# Contact insert - HC-B 6-I-UT-M - 1648115

## Technical data

### General

Conductor cross section	0.5 mm <sup>2</sup> ... 2.5 mm <sup>2</sup>
Connection cross section AWG	20 ... 14
Stripping length of the individual wire	8 mm
Assembly instructions	Coding also using the CP-HC (1686478) coding profiles. HC-B6../ HC-B10..for two coding profiles. HC-B16../ HC-B24..for four coding profiles.
Connection	Connectors may only be actuated when there is no load/voltage.

### Ambient conditions

Ambient temperature (operation)	-40 °C ... 125 °C (including heating up of contacts)
---------------------------------	--

### Material data

Inflammability class according to UL 94	V0
Contact material	Copper alloy
Contact surface material	Ag
Contact carrier material	PA

### Electrical characteristics

Rated voltage (III/3)	500 V
Rated surge voltage	6 kV
Rated current	16 A

## Classifications

### eCl@ss

eCl@ss 4.0	272607xx
eCl@ss 4.1	27260701
eCl@ss 5.0	27143424
eCl@ss 5.1	27143424
eCl@ss 6.0	27143424
eCl@ss 7.0	27440209
eCl@ss 8.0	27440209

### ETIM

ETIM 3.0	EC000438
ETIM 4.0	EC000438
ETIM 5.0	EC000438

### UNSPSC

UNSPSC 6.01	30211923
UNSPSC 7.0901	39121522

# Contact insert - HC-B 6-I-UT-M - 1648115

## Classifications

### UNSPSC

UNSPSC 11	39121522
UNSPSC 12.01	39121522
UNSPSC 13.2	39121522

## Approvals

### Approvals


#### Approvals


CSA / UL Recognized / cUL Recognized / cULus Recognized

#### Ex Approvals

#### Approvals submitted

## Approval details

CSA 	
mm <sup>2</sup> /AWG/kcmil	22-14
Nominal current I <sub>N</sub>	13 A
Nominal voltage U <sub>N</sub>	600 V

UL Recognized 	
mm <sup>2</sup> /AWG/kcmil	22-14
Nominal current I <sub>N</sub>	13 A
Nominal voltage U <sub>N</sub>	600 V

# Contact insert - HC-B 6-I-UT-M - 1648115

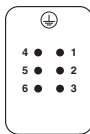
## Approvals

cUL Recognized	
mm <sup>2</sup> /AWG/kcmil	22-14
Nominal current I <sub>N</sub>	13 A
Nominal voltage U <sub>N</sub>	600 V

cULus Recognized	
------------------	--

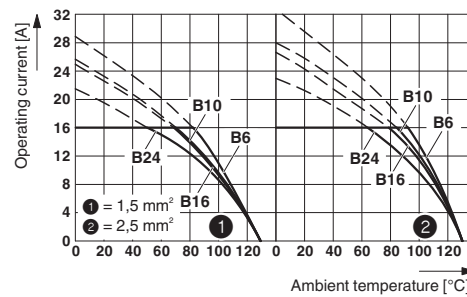
## Drawings

Schematic diagram



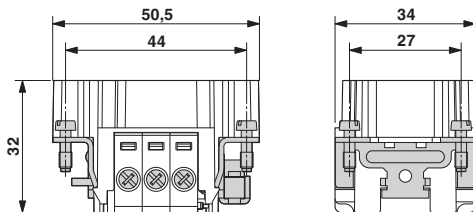
Connector pin assignment, connection side

Diagram



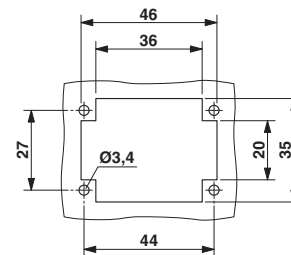
Derating diagram

Dimensioned drawing



Male insert

Dimensioned drawing



Mounting cutout when used without housing

## Contact insert - HC-B 6-I-UT-M - 1648115

Dimensioned drawing

