

# Form 7 Conduit Bodies

## For Rigid Conduit & IMC

### Types TB, TA, X, C, L, E

#### Use:

To provide access to conductors for pulling, splicing, maintenance and future changes/upgrades. Allows connection of straight conduit runs, branch conduit runs and 90° bends.

#### Features:

- Tapered threaded hubs (NPT).
- Flat back design for greater wiring capacity and surface mounting.
- Complete interchangeability with other manufacturers' Form 7 conduit bodies.
- Internal volume and maximum wire clearly marked on castings.
- Time-saving Clip-on™ covers in steel, gray iron or aluminum.
- For covers and gaskets, see Page - AA3 and AA4.

#### Material/Finish:

- Gray Iron/Zinc Electroplated/Aluminum Enamel
- Copper-free Aluminum/Aluminum Enamel

#### Optional Finish:

For additional corrosion protection, specify Hot Dip Galvanized. Add suffix "G" to Gray Iron catalog number. Contact your local representative for pricing and availability.

#### Third Party Certification:



UL Listed: E-18095  
Suitable for wet locations when used with gasketed covers.



CSA Certified: 009795  
Suitable for wet locations when used with gasketed covers.

#### Applicable Third Party Standards:

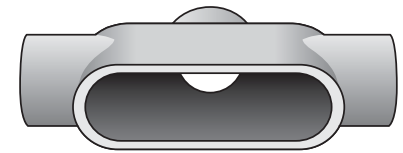
UL Standard: 514A  
CSA Standard: C22.2 No. 18  
Fed. Spec: A-A-50563  
NEMA: FB-1, FB-2.10

#### Dimensional Data:

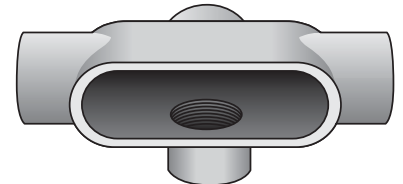
See Pages AA5 - AA7.

**Note:** Conduit bodies are suitable for use in Class I, Div. 2 hazardous locations per NEC Section 501-4(B).

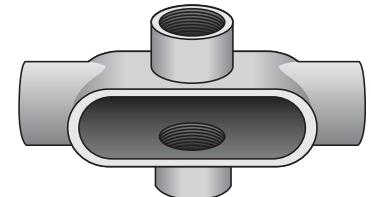
Trade Size (inches)	Catalog Number Gray Iron	Catalog Number Aluminum
½	TB17	TB17-SA
¾	TB27	TB27-SA
1	TB37	TB37-SA
1¼	TB47	TB47-SA
1½	TB57	TB57-SA
2	TB67	TB67-SA
½	TA17	
¾	TA27	
1	TA37	
1¼	TA47	
1½	TA57	
2	TA67	
½	X17	X17-SA
¾	X27	X27-SA
1	X37	X37-SA
1¼	X47	
1½	X57	X57-SA
2	X67	
½	C17	C17-SA
¾	C27	C27-SA
1	C37	C37-SA
1¼	C47	C47-SA
1½	C57	C57-SA
2	C67	C67-SA
2½	C77	C77-SA
3	C87	C87-SA
½	L17	
¾	L27	
1	L37	
1¼	L47	
1½	L57	
2	L67	
½	E17	E17-SA
¾	E27	E27-SA
1	E37	E37-SA




Type TB



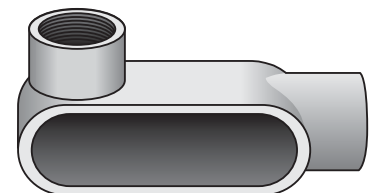
Type TA



Type X




Type C



Type L

(Provided with one blank steel cover)

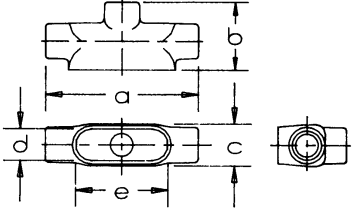
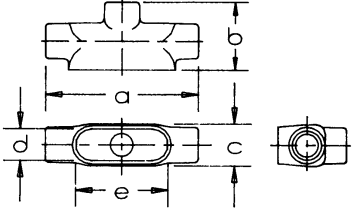


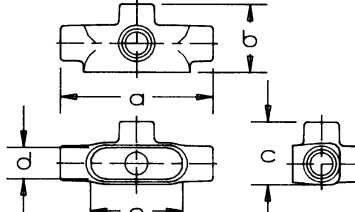
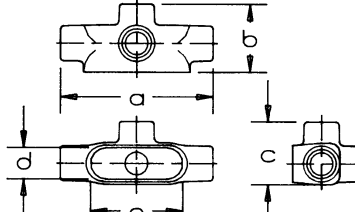
Type E

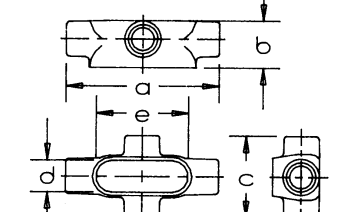
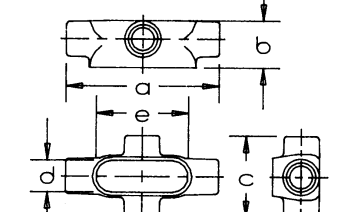
# Form 7 Conduit Bodies

For Rigid Conduit & IMC

## Dimensional Data:

Type TB	Catalog Number	Trade Size	Dimensions in Inches					Volume Cu. In.	Max No. Conductors
			a	b	c	d	e		
	TB17	1/2	5 5/8	2 5/8	1 1/16	1 5/16	3 3/16	6	N/A
	TB27	3/4	6 1/4	2 7/8	1 1/8	1 1/8	3 13/16	9.5	3 #6AWG
	TB37	1	7 1/4	3 1/4	2	1 3/8	4 1/2	15	3 #4AWG
	TB47	1 1/4	7 7/16	3 5/16	2 3/16	1 3/4	5	20	3 #3AWG
	TB57	1 1/2	8 9/16	3 5/8	2 7/16	1 15/16	5 7/16	27	3 #2AWG
	TB67	2	9 9/16	4 1/4	3	2 1/16	6 3/8	50	3 #2AWG

Type TA	Catalog Number	Trade Size	Dimensions in Inches					Volume Cu. In.	Max No. Conductors
			a	b	c	d	e		
	TA17	1/2	5 5/8	2 5/8	2 1/16	1 5/16	3 3/16	6	N/A
	TA27	3/4	6 1/4	2 7/8	2 5/8	1 1/8	3 13/16	9.5	3 #6AWG
	TA37	1	7 1/4	3 1/4	3	1 3/8	4 1/2	15	3 #4AWG
	TA47	1 1/4	7 7/16	3 5/16	3 3/16	1 3/4	5	20	3 #3AWG
	TA57	1 1/2	8 9/16	3 11/16	3 3/16	1 15/16	5 7/16	27	3 #2AWG
	TA67	2	9 9/16	4 1/4	4 1/8	2 1/16	6 3/8	50	3 #2AWG

Type X	Catalog Number	Trade Size	Dimensions in Inches					Volume Cu. In.	Max No. Conductors
			a	b	c	d	e		
	X17	1/2	5 5/8	1 3/4	3 5/16	1 5/16	3 3/16	6	N/A
	X27	3/4	6 1/4	2	3 1/2	1 1/8	3 13/16	9.5	3 #6AWG
	X37	1	7 1/4	2 1/4	3 7/8	1 3/8	4 1/2	15	3 #4AWG
	X47	1 1/4	7 7/16	2 5/16	4 1/8	1 3/4	5	20	3 #3AWG
	X57	1 1/2	8 9/16	2 9/16	4 5/8	1 15/16	5 7/16	27	3 #2AWG
	X67	2	9 9/16	3 3/8	5 3/16	2 1/16	6 3/8	50	3 #2AWG