






# OHV Cyclone Commercial Unit Heater



Training available online [www.ouellet.com](http://www.ouellet.com)



## Features

### Color

- Standard: almond.

### Finish

- Standard: epoxy/polyester powder paint.

### Voltage

- 208V, 240V, 277V, 347V, 480V, 600V, 1 or 3-phase.

### Construction

- Draw-through design for more evenly heated air. **1**
- Specially designed outlet diffuser provides maximum air velocity. **2**
- Individually adjustable louvers to direct discharge air flow. **3**
- High-limit temperature control with automatic reset. **3**
- 18 and 20 gauge steel.

### Fan

- Motor - totally enclosed - thermally protected. **4**
- Motor mounted in ambient air stream, shielded from heating elements. **5**
- Fan delay purges heater of residual heat for longer life.

### Heating element

- Stainless steel sheath with aluminum fins.
- Draw-through design permits greater heat transfer.

### Control

- All models have factory installed contactor.
- 24V control circuit standard on all models (except 2 & 5kW, 208/240V heaters).
- 2 & 5kW, 208/240V heaters have 208/240V control (24V control available).
- Full line of unit mounted control accessories available (factory or field installed).

### Installation

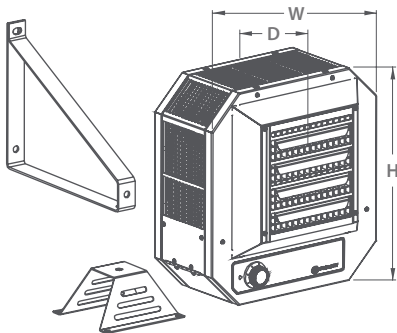
- Minimum mounting height of 6 ft. (1.8 m.)
- Horizontal or vertical discharge air flow.
- Includes wall and ceiling mounting brackets (for horizontal discharge air flow).
- For vertical air flow 4 welded nuts (for threaded rod 3/8 in. X 16 UNC) provided in heater back.
- Large and easily accessible control compartment.

### Warranty

- 5-year warranty against defects.

### Application

- Factory, warehouse, garage, store, shipping room.



kW	mm (in.)			Weight	
	H	W	D	lb	kg
2-5	419 (16 1/2)	400 (15 3/4)	229 (9)	40	18
7.5-10	622 (24 1/2)	559 (22)	276 (10 7/8)	67	30
15-20	622 (24 1/2)	559 (22)	413 (16 1/4)	90	41

# OHV

## Models

Product #	Volts (ph)	kW	Control Voltage	BTU/hr	cfm	Temperature Rise		Motor	
						°C	°F	HP	rpm
OHVU02008	208 (1/3 <sup>1</sup> )	2	240/208	6824	310	11	20	1/50	1490
OHVU03008	208 (1/3 <sup>1</sup> )	3	240/208	10236	310	17	31	1/50	1490
OHVU05008	208 (1/3 <sup>1</sup> )	5	240/208	17060	310	28	51	1/50	1490
OHVU07508-24	208 (1/3 <sup>1</sup> )	7.5	24	25590	600	22	40	1/33	1490
OHVU09908-24	208 (1/3 <sup>1</sup> )	9.9	24	33780	600	29	52	1/33	1490
OHVU15038-24	208 (3)	15	24	51180	915	29	52	1/8	1490
OHVU02000	240/208 (1/3 <sup>1</sup> )	2/1.5	240/208	6824/5118	310	11	20	1/50	1550
OHVU03000	240/208 (1/3 <sup>1</sup> )	3/2.3	240/208	10236/7848	310	17	31	1/50	1550
OHVU05000	240/208 (1/3 <sup>1</sup> )	5/3.8	240/208	17060/12966	310	28	51	1/50	1550
OHVU07500-24	240/208 (1/3 <sup>1</sup> )	7.5/5.6	24	25590/19200	625	21	38	1/33	1550
OHVU10000-24	240/208 (1/3 <sup>1</sup> )	10/7.5	24	34120/25590	625	28	51	1/33	1550
OHVU15030-24	240/208 (3)	15/11.3	24	51180/38387	950	28	50	1/8	1550
OHVU19830-24	240/208 (3)	19.8/14.9	24	67560/50840	1300	27	49	1/8	1550
OHVU02077-24	277 (1)	2	24	6824	310	11	20	1/50	1550
OHVU03077-24	277 (1)	3	24	10236	310	17	31	1/50	1550
OHVU05077-24	277 (1)	5	24	17060	310	28	51	1/50	1550
OHVU07577-24	277 (1)	7.5	24	25590	625	21	38	1/33	1550
OHVU10077-24	277 (1)	10	24	34120	625	28	51	1/33	1550
OHVU02034-24	480 (3)	2	24	6824	310	11	20	1/50	1550
OHVU03034-24	480 (3)	3	24	10236	310	17	31	1/50	1550
OHVU05034-24	480 (3)	5	24	17060	310	28	51	1/50	1550
OHVU07534-24	480 (3)	7.5	24	25590	625	21	38	1/33	1550
OHVU10034-24	480 (3)	10	24	34120	625	28	51	1/33	1550
OHVU15034-24	480 (3)	15	24	51180	950	28	50	1/8	1550
OHVU20034-24	480 (3)	20	24	68240	1300	27	49	1/8	1550

## Options

Product #	Description	Factory Installed	Kit
OHV-120	120V control circuit	✓	-
OHV-24	24V control circuit	✓	-
OHV-3P	Triple-pole contactor	✓	-
OHV-D4	Disconnect switch, triple-pole, 40A	✓	✓
OHV-D8	Disconnect switch, triple-pole, 80A	✓	✓
OHV-F1	Continuous fan switch, for 277V units and less (2 to 5kW)	✓	✓
OHV-F2	Continuous fan switch relay, for units over 277V (2 to 5kW)	✓	✓
OHV-F3	Continuous fan switch, for 277V units and less (7.5 to 20kW)	✓	✓
OHV-F4	Continuous fan switch, for units over 277V (7.5 to 20kW)	✓	✓
OHV-FR	Unit mounted fan relay for remote fan control of heaters with 24V control circuit (remote fan switch not included)	✓	✓
OHV-HL	Hi/Lo switch (15 to 20kW)	✓	-
OHV-RT	24V relay, with transformer	✓	✓
OHV-T2S	2-stage thermostat (15 to 20kW)	✓	✓
OHV-T5	Single stage thermostat, for 10kW units and less	✓	✓
OHV-T6	Single stage thermostat, for units over 10kW	✓	✓

<sup>1</sup> Models with the indications "1/3" can be field converted from 1 to 3-phase.  
 600V available upon request.  
 Mounting hardware included.  
 Standard color is almond.

