



Energy Efficient Product Catalog



Light for Life

Those committed to preserving the world's natural resources appreciate Maxim Lighting's indoor and outdoor line of energy efficient lighting. Designed with conservation in mind, these energy efficient collections blend visionary ideals with practical action. Through efficient bulbs that minimize watt usage and innovative designs that optimize utilization, Maxim Lighting allows homeowners to go green without sacrificing style.

Morrow Bay EE Collection is featured on the front cover.

CounterMax™ MX-L Series and Rim EE are featured on the inside cover.

MAXIM[®]
L I G H T I N G

TABLE OF CONTENTS

Energy Efficient Indoor Collections

Aurora EE.....	5	Linda EE.....	13
Basix EE.....	9	Malibu EE.....	7
Essentials EE.....	17		

Energy Efficient Flush Mounts

Blocks EE.....	19	Low Profile EE.....	25
Classic EE.....	24	Low Profile Plus EE.....	26
Cloud EE.....	28	Rim EE.....	21
Energy Saving Flush Mounts.....	20	Utility EE.....	23
Flair EE.....	22	Wrap Around EE.....	27

Counter, Task & Accent Energy Efficient Lighting

CounterMax.....	30	StarStrand.....	33
-----------------	----	-----------------	----

Outdoor Energy Efficient & Dark Sky Lighting

Arc EE.....	62	Knob Hill EE.....	89	Santa Barbara EE.....	97
Arc CF.....	62	Lake Shore VX EE.....	75	Scottsdale EE.....	99
Balboa VX EE.....	73	Luna EE.....	63	Side Door EE.....	100
Beam EE.....	65	Madrona EE.....	104	Wakefield EE.....	101
Cambria EE.....	81	Morrow Bay EE.....	91	Westlake EE.....	103
Carriage House EE.....	83	Nantucket EE.....	93	Westport VX EE.....	71
Cirrus EE.....	69	New Age LED.....	59	Whisper Dark Sky EE.....	105
Coldwater EE.....	79	Odessa EE.....	95	Zenith EE.....	67
Dover EE.....	86	Optic LED.....	61		
Flush Mount EE.....	104	Pacific Heights VX EE.....	77		

Finishes	108	Replacement Bulbs	110
Glass	108	Warranty	110
Index	106		

Energy Star Certified

Installing new ENERGY STAR qualified light fixtures is a smart way to save energy and money. Maxim Lighting is proud to be a ENERGY STAR partner. Look for this ENERGY STAR logo to find Maxim Lighting fixtures that use ¼ of the energy of traditional incandescent fixtures and last up to 10 times longer. More information on ENERGY STAR can be found on the ENERGY STAR web site at energystar.gov.

California Title 24

All new homes, additions, alterations and most commercial buildings in California must meet minimum energy efficiency standards contained in Title 24, Part 6 of the California Code of Regulations. When you see the California Title 24 symbol next to a Maxim Lighting fixtures, you can be assured that the fixtures complies. More information on California Title 24 can be found on the California Energy Commission web site at energy.ca.gov/title24.





For over 40 years, Maxim Lighting has defined lifestyle lighting, offering a variety of high-quality, decorative fixtures for the home, including chandeliers, sconces, pendants, ceiling mounts, and bath vanities. Design inspiration from around the world characterizes our collections from the traditional to the unusual. Our exclusive products complement your distinct sense of style and add a touch of flair to every setting. Whether it's an elegant chandelier to complete your dining room or a set of beautiful pendants to enhance your kitchen, you're certain to discover just the right product at Maxim Lighting.



Maxim Lighting's newly designed Web Site is your resource for detailed product information, including specification data, spec sheets, and high resolution images with detailed zoom features. Visit www.maximlighting.com today!

Catalog Legend



Energy Star Certified



California Title 24



Installs Up or Down



Installs on Slope Ceiling



Includes Photocell



ADA Compliant

Table of Contents *alphabetically*

Arc EE.....	62	Energy Saving Flush Mounts.....	20	Odessa EE.....	95
Arc CF.....	62	Essentials EE.....	17	Optic LED.....	61
Aurora EE.....	5	Flair EE.....	22	Pacific Heights VX EE.....	77
Balboa VX EE.....	73	Flush Mount EE.....	104	Rim EE.....	21
Basix EE.....	9	Knob Hill EE.....	89	Santa Barbara EE.....	97
Beam EE.....	65	Lake Shore VX EE.....	75	Scottsdale EE.....	99
Blocks EE.....	19	Linda EE.....	13	Side Door EE.....	100
Cambria EE.....	81	Low Profile EE.....	25	StarStrand.....	33
Carriage House EE.....	83	Low Profile Plus EE.....	26	Utility EE.....	23
Cirrus EE.....	69	Luna EE.....	63	Wakefield EE.....	101
Classic EE.....	24	Madrona EE.....	104	Westlake EE.....	103
Cloud EE.....	28	Malibu EE.....	7	Westport VX EE.....	71
Coldwater EE.....	79	Morrow Bay EE.....	91	Whisper Dark Sky EE.....	105
CounterMax.....	30	Nantucket EE.....	93	Wrap Around EE.....	27
Dover EE.....	86	New Age LED.....	59	Zenith EE.....	67



Those committed to preserving the world's natural resources appreciate Maxim's contemporary line of energy efficient lighting. Designed with conservation in mind, the Indoor Energy Efficient Lighting collections blend visionary ideals with practical action. Through efficient bulbs that minimize watt usage and innovative designs that optimize utilization, Maxim allows homeowners to go green without sacrificing style.



Aurora EE

Straight lines and curves make the energy efficient contemporary Aurora EE collection a classic. Square metal tubing finished in Satin Nickel support tapered square Frost glass shades. Fixtures include energy efficient, long lasting and low maintenance compact fluorescent bulbs.

- *Self-Ballasted GU24 Bulb*
- *2700 K Color Temperature*
- *10,000 Rated Life Hours*



83095FTSN 5-Light Chandelier
Satin Nickel
26"W x 23.5"H
5 x 13w GU24 Bulbs (Included)
4500 Rated Lumens

CA
T24



83098FTSN 1-Light Wall Sconce
Satin Nickel
5.5"W x 10"H x 7"Ext.
1 x 13w GU24 Bulbs (Included)
900 Rated Lumens

CA
T24



83100FTSN 3-Light Wall Sconce
Satin Nickel
21.5"W x 7"H x 8.5"Ext.
3 x 13w GU24 Bulbs (Included)
2700 Rated Lumens

CA
T24



83099FTSN 2-Light Wall Sconce
Satin Nickel
13.5"W x 7"H x 8.5"Ext.
2 x 13w GU24 Bulbs (Included)
1800 Rated Lumens

CA
T24



83102FTSN 1-Light Mini Pendant
Satin Nickel
8"W

1 x 13w GU24 Bulbs (Included)
900 Rated Lumens

Additional stems available:
6" order STR06206SN
12" order STR06212SN
One 6" stem and three 12"
stems included.

CA
T24

(120°)

Malibu EE

The energy saving Malibu EE collection is finished in choice of Satin Nickel or Oil Rubbed Bronze completed with Marble glass. Fixtures include energy efficient, long lasting and low maintenance compact fluorescent bulbs, with select fixtures being Energy Star certified.

- Self-Ballasted GU24 Bulb
- 2700 K Color Temperature
- 10,000 Rated Life Hours


82697 MROI, MRSN
3-Light Chandelier
20"W x 15"H
3 x 13w GU24 Bulbs (Included)
2700 Rated Lumens

CA
T24



82698 MROI, MRSN
5-Light Chandelier
Satin Nickel
24"W x 17"H
5 x 13w GU24 Bulbs (Included)
4500 Rated Lumens

CA
T24



82699MRSN 5-Light Chandelier
Satin Nickel
25"W x 16"H
5 x 13w GU24 Bulbs (Included)
4500 Rated Lumens

CA
T24





82681MRSN
 3-Light Flush Mount
 Satin Nickel
 16"W x 4"H
 3 x 13w GU24 Bulbs (Included)
 2700 Rated Lumens



82686MRSN 1-Light Wall Sconce
 Satin Nickel
 6"W x 6.5"H x 9"Ext.
 1 x 13w GU24 Bulb (Included)
 900 Rated Lumens



82687MRSN 2-Light Bath Vanity
 Satin Nickel
 13.25"W x 6"H x 8"Ext.
 2 x 13w GU24 Bulbs (Included)
 1800 Rated Lumens



82688MRSN 3-Light Bath Vanity
 Satin Nickel
 19.5"W x 6"H x 8"Ext.
 3 x 13w GU24 Bulbs (Included)
 2700 Rated Lumens



82689MRSN 4-Light Bath Vanity
 Satin Nickel
 29"W x 6"H x 8"Ext.
 4 x 13w GU24 Bulbs (Included)
 3600 Rated Lumens



Basix EE

The contemporary Basix EE collection features sweeping arms and clean lines. Basix EE is offered in choice of Ice glass with Satin Nickel finish or Wilshire glass with Oil Rubbed Bronze finish. Fixtures include energy efficient, long lasting and low maintenance compact fluorescent bulbs, with select fixtures being Energy Star certified.

- Self-Ballasted GU24 Bulb
- 2700 K Color Temperature
- 10,000 Rated Life Hours



85128 ICSN, WSOI 9-Light Chandelier
32"W x 31.5"H

9 x 13w GU24 Bulbs (Included)

8100 Rated Lumens

CA
T24



85123 ICSN, WSOI
 3-Light Chandelier
 19"W x 18.5"H
 3 x 13w GU24 Bulbs (Included)
 2700 Rated Lumens
CA
 T24




85122 ICSN, WSOI 3-Light Chandelier
 19"W x 18.5"H
 3 x 13w GU24 Bulbs (Included)
 2700 Rated Lumens
CA
 T24



85125 ICSN, WSOI 5-Light Chandelier
 26"W x 22.5"H
 5 x 13w GU24 Bulbs (Included)
 4500 Rated Lumens
CA
 T24



85120 ICSN, WSOI 2-Light Semi-Flush
 14"W x 10"H
 2 x 13w GU24 Bulbs (Included)
 1800 Rated Lumens



85139 ICSN, WSOI 1-Light Mini Pendant
 6.5"W
 1 x 13w GU24 Bulb (Included)
 900 Rated Lumens
 Additional stems available:
 6" order STR06206SN
 12" order STR06212SN
 One 6" stem and three 12" stems included.



85121 ICSN, WSOI 3-Light Pendant
 17"W x 22.5"H
 3 x 13w GU24 Bulbs (Included)
 2700 Rated Lumens





85131 ICSN, WSOI 1-Light Wall Sconce
 6"W x 8"H x 9" Ext.
 1 x 13w GU24 Bulb (Included)
 900 Rated Lumens



85132 ICSN, WSOI 2-Light Bath Vanity
 13.5"W x 8"H x 9" Ext.
 2 x 13w GU24 Bulbs (Included)
 1800 Rated Lumens



85133 ICSN, WSOI 3-Light Bath Vanity
 19"W x 8"H x 9" Ext.
 3 x 13w GU24 Bulbs (Included)
 2700 Rated Lumens



85134 ICSN, WSOI 4-Light Bath Vanity
 27.5"W x 8"H x 9" Ext.
 4 x 13w GU24 Bulbs (Included)
 3600 Rated Lumens



Linda EE

Linda EE is a beautiful transitional energy saving collection with long flowing arms. The warm Wilshire glass perfectly complements the Oil Rubbed Bronze finish. Fixtures include energy efficient, long lasting and low maintenance compact fluorescent bulbs, with select fixtures being Energy Star certified.

- *Self-Ballasted GU24 Bulb*
- *2700 K Color Temperature*
- *10,000 Rated Life Hours*



85806WSOI 9-Light Chandelier
Oil Rubbed Bronze
32.5"W x 34"H
9 x 13w GU24 Bulbs (Included)
8100 Rated Lumens





85800WSOI 2-Light Flush Mount
Oil Rubbed Bronze
13"W x 7"H
2 x 13w GU24 Bulbs (Included)
1800 Rated Lumens



85801WSOI 3-Light Flush Mount
Oil Rubbed Bronze
16"W x 9"H
3 x 13w GU24 Bulbs (Included)
2700 Rated Lumens



85805WSOI 5-Light Chandelier
Oil Rubbed Bronze
26"W x 27"H
5 x 13w GU24 Bulbs (Included)
4500 Rated Lumens





85802WSOI 3-Light Semi-Flush
Oil Rubbed Bronze
19"W x 16.5"H
3 x 13w GU24 Bulbs (Included)
2700 Rated Lumens

CA
T24



85803WSOI 4-Light Pendant
Oil Rubbed Bronze
25"W x 31"H
4 x 13w GU24 Bulbs (Included)
3600 Rated Lumens

CA
T24



85804WSOI 3-Light Chandelier
Oil Rubbed Bronze
19"W x 21.5"H
3 x 13w Gu24 Bulbs (Included)
2700 Rated Lumens

CA
T24



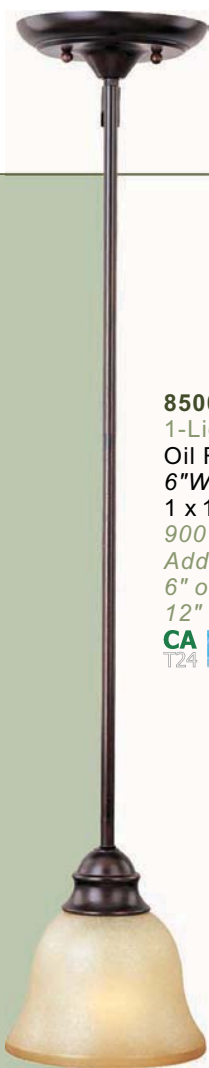
85810WSOI 4-Light Bath Vanity
 Oil Rubbed Bronze
 32"W x 9"H x 8"Ext.
 4 x 13w GU24 Bulbs (Included)
 3600 Rated Lumens

CA T24



85809WSOI 3-Light Bath Vanity
 Oil Rubbed Bronze
 24"W x 9"H x 8"Ext.
 3 x 13w GU24 Bulbs (Included)
 2700 Rated Lumens

CA T24



85004WSOI
 1-Light Mini Pendant
 Oil Rubbed Bronze
 6"W
 1 x 13w GU24 Bulb (Included)
 900 Rated Lumens
 Additional stems available:
 6" order STR06206OI
 12" order STR06212OI

CA T24 120°



85808WSOI 2-Light Bath Vanity
 Oil Rubbed Bronze
 14.5"W x 8.5"H x 9"Ext.
 2 x 13w GU24 Bulbs (Included)
 1800 Rated Lumens

CA T24



85807WSOI 1-Light Wall Sconce
 Oil Rubbed Bronze
 6"W x 9.5"H x 7.5"Ext.
 1 x 13w GU24 Bulb (Included)
 900 Rated Lumens

CA T24

Essentials EE

- Self-Ballasted GU24 Bulb
- 2700 K Color Temperature
- 10,000 Rated Life Hours

85812 MROI, MRSN 2-Light Bath Vanity
18"W x 7"H x 8"Ext.
2 x 13w GU24 Bulbs (Included)
1800 Rated Lumens

CA
T24



85813 MROI, MRSN 3-Light Bath Vanity
24"W x 7"H x 8"Ext.
3 x 13w GU24 Bulbs (Included)
2700 Rated Lumens

CA
T24



85814 MROI, MRSN 4-Light Bath Vanity
30"W x 7"H x 8"Ext.
4 x 13w GU24 Bulbs (Included)
3600 Rated Lumens

CA
T24




Energy Efficient Flush Mounts


Blocks EE

The Blocks EE collection features steel bases finished in Satin Nickel. The extra thick clear glass coated White on the inside provides excellent light diffusion. Blocks ES fixtures are fitted with high quality commercial grade ballasts and quad compact fluorescents.


- 3000 K Color Temperature
- 10,000 Rated Life Hours
- Electronic NPF Ballast


53135WTSN 2-Light Flush Mount
Satin Nickel
7.5"W x 3"H
2 x 13w G24q-1 Quad T4 CFL Bulbs (Included)
1560 Rated Lumens
CA T24 



53136WTSN 2-Light Flush Mount
Satin Nickel
9"W x 3"H
2 x 18w G24q-2 Quad T4 CFL Bulbs (Included)
2500 Rated Lumens
CA T24 



53132WTSN 2-Light Flush Mount
Satin Nickel
11"W x 3"H
2 x 18w G24q-2 Quad T4 CFL Bulbs (Included)
2500 Rated Lumens
CA T24 

53131WTSN 2-Light Flush Mount
Satin Nickel
9"W x 3"H
2 x 13w G24q-1 Quad T4 CFL Bulbs (Included)
1560 Rated Lumens
CA T24 



Energy Saving Flush Mounts

- Self-Ballasted GU24 Bulb
- 2700 K Color Temperature
- 10,000 Rated Life Hours



85830FTTW 1-Light Flush Mount
Textured White
11.5"W x 6"H
1 x 13w GU24 Bulb (Included)
900 Rated Lumens



85840 MROI, MRSN, WSOI
1-Light Flush Mount
11.5"W x 6"H
1 x 13w GU24 Bulb (Included)
900 Rated Lumens



85831FTTW 2-Light Flush Mount
Textured White
13.5"W x 6"H
2 x 13w GU24 Bulbs (Included)
1800 Rated Lumens



85841 MROI, MRSN, WSOI
2-Light Flush Mount
13.5"W x 6"H
2 x 13w GU24 Bulbs (Included)
1800 Rated Lumens



85832 FTTW, FTPB
3-Light Flush Mount
15.5"W x 6"H
3 x 13w GU24 Bulbs (Included)
2700 Rated Lumens



85842 MROI, MRSN, WSOI
3-Light Flush Mount
15.5"W x 6"H
3 x 13w GU24 Bulbs (Included)
2700 Rated Lumens



85885 MROI, MRSN
2-Light Flush Mount
9"W x 5"H
2 x 13w GU24 Bulbs (Included)
1800 Rated Lumens



85843 MROI, MRSN, WSOI
2-Light Semi-Flush
17"W x 14"H
2 x 13w GU24 Bulbs (Included)
1800 Rated Lumens




800.486.2946


maximlighting.com

Rim EE


- 3100 K Color Temperature
- 10,000 Rated Life Hours
- Acrylic Lens

87210 OI,SN,WT
1-Light Flush Mount
13"W x 3"H
1 x 22w T9 Circline Bulb (Included)
1050 Rated Lumens
Electronic HPF Ballast
CA 
T24



87211 OI,SN,WT
2-Light Flush Mount
17"W x 3"H
1 x 22w T9 Circline Bulb (Included)
1 x 32w T9 Circline Bulb (Included)
3000 Rated Lumens
Electronic HPF Ballast
CA 
T24




87212 OI,SN,WT
2-Light Flush Mount
21"W x 3"H
1 x 32w T9 Circline Bulb (Included)
1 x 40w T9 Circline Bulb (Included)
4750 Rated Lumens
Electronic NPF Ballast
CA 
T24


800.486.2946

Rim Plus EE

- T-5 High Lumen Technology
- 3000 K Color Temperature
- 10,000 Rated Life Hours
- Acrylic Lens

87011 OI,SN
2-Light Flush Mount
17"W x 3"H
1 x 22w T5 Circline Bulb (Included)
1 x 32w T5 Circline Bulb (Included)
4700 Rated Lumens
Electronic HPF Ballast
CA 
T24



87012WT 2-Light Flush Mount
White
21"W x 3"H
1 x 32w T5 Circline Bulb (Included)
1 x 40w T5 Circline Bulb (Included)
6100 Rated Lumens
Electronic NPF Ballast
CA 
T24

maximlighting.com

Flair EE

- *Electronic NPF Ballast*
- *2700 K Color Temperature*
- *10,000 Rated Life Hours*



87950 MROI, MRSN
1-Light Flush Mount
12"W x 4"H
1 x 13w GU24 Bulb (Included)
900 Rated Lumens

CA 
T24



87951 MROI, MRSN
2-Light Flush Mount
14"W x 5"H
2 x 13w GU24 Bulbs (Included)
1800 Rated Lumens

CA 
T24



87952 MROI, MRSN
3-Light Flush Mount
17"W x 5"H
3 x 13w GU24 Bulbs (Included)
2700 Rated Lumens

CA 
T24

800.486.2946

maximlighting.com

Utility EE

- Self-Ballasted GU24 Bulb
- 2700 K Color Temperature
- 10,000 Rated Life Hours



85585 MRWT, WTWT
 1-Light Wall Sconce
 10.5"W x 5.5"H x 4"Ext.
 1 x 13w GU24 Bulb (Included)
 900 Rated Lumens



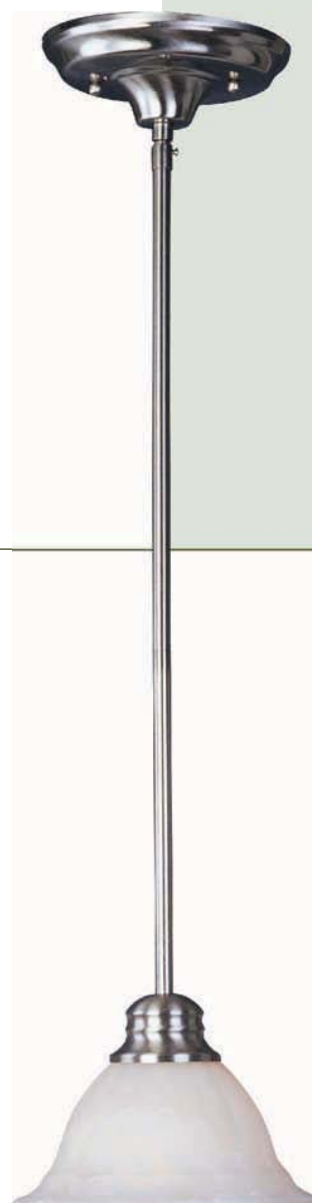
85889WTWT
 1-Light Flush Mount
 White
 6"W x 7"H
 1 x 13w GU24 Bulb (Included)
 900 Rated Lumens



85880WTWT
 1-Light Flush Mount
 White
 7.5"W x 4.5"H
 1 x 13w GU24 Bulb (Included)
 900 Rated Lumens



85881WTWT
 2-Light Flush Mount
 White
 9"W x 5"H
 2 x 13w GU24 Bulbs (Included)
 1800 Rated Lumens



85066 MROI, MRSN
 1-Light Mini Pendant
 7"W
 1 x 13w GU24 Bulb (Included)
 900 Rated Lumens
 One 6" Stem STR06206SN (Included)
 Three 12" Stems STR06212SN (Included)



800.486.2946

maximlighting.com

Classic EE

- T-5 High Lumen Technology
- 3000 K Color Temperature
- 10,000 Rated Life Hours
- Acrylic Lens



87015 SN, WT
1-Light Flush Mount
14"W x 4"H
1 x 22w T5 Circline Bulb (Included)
1800 Rated Lumens
Electronic HPF ballast



87016SN 2-Light Flush Mount
Satin Nickel
17"W x 4"H
1 x 22w T5 Circline Bulb (Included)
1 x 32w T5 Circline Bulb (Included)
4700 Rated Lumens
Electronic HPF ballast



87017WT 2-Light Flush Mount
White
22.5"W x 4"H
1 x 32w T5 Circline Bulb (Included)
1 x 40w T5 Circline Bulb (Included)
6100 Rated Lumens
Electronic NPF ballast



800.486.2946

maximlighting.com

Low Profile EE

- Slim 2.5" Profile
- 3100 K Color Temperature
- 10,000 Rated Life Hours
- UV Rated Acrylic Lens
- Ceiling or Wall Mountable



87200WT 1-Light Flush Mount
White
11.5"W x 2.5"H
1 x 22w T9 Circline Bulb (Included)
1050 Rated Lumens
Electronic HPF Ballast
For residential use only



87207WT 2-Light Wall Sconce
White
19.5"W x 2.5"H
1 x 32w T9 Circline Bulb (Included)
1 x 40w T9 Circline Bulb (Included)
4750 Rated Lumens
Electronic NPF Ballast



87201WT 2-Light Flush Mount
White
14"W x 2.5"H
1 x 22w T9 Circline Bulb (Included)
1 x 32w T9 Circline Bulb (Included)
3000 Rated Lumens
Electronic HPF Ballast
For residential use only



87206WT 2-Light Wall Sconce
White
14.5"W x 2.5"H
1 x 22w T9 Circline Bulb (Included)
1 x 32w T9 Circline Bulb (Included)
3000 Rated Lumens
Electronic HPF Ballast



87202WT 2-Light Flush Mount
White
19"W x 2.5"H
1 x 32w T9 Circline Bulb (Included)
1 x 40w T9 Circline Bulb (Included)
4750 Rated Lumens
Electronic HPF Ballast
For residential use only



87205WT 1-Light Wall Sconce
White
12"W x 2.5"H
1 x 22w T9 Circline Bulb (Included)
1050 Rated Lumens
Electronic HPF Ballast



Low Profile Plus EE

- T-5 High Lumen Technology
- Slim 2.5" Profile
- 3000 K Color Temperature
- 10,000 Rated Life Hours
- UV Rated Acrylic Lens
- Ceiling or Wall Mountable



87005WT 1-Light Wall Sconce
White
12"W x 2.5"H
1 x 22w T5 Circline Bulb (Included)
1800 Rated Lumens
Electronic HPF Ballast



87006WT 2-Light Wall Sconce
White
14.5"W x 2.5"H
1 x 22w T5 Circline Bulb (Included)
1 x 32w T5 Circline Bulb (Included)
4700 Rated Lumens
Electronic HPF Ballast



87007WT 2-Light Wall Sconce
White
19.5"W x 2.5"H
1 x 32w T5 Circline Bulb (Included)
1 x 40w T5 Circline Bulb (Included)
6100 Rated Lumens
Electronic NPF Ballast



800.486.2946

maximlighting.com

Wrap Around EE

- *Electronic Ballast*
- *24,000 Rated Life Hours*
- *Acrylic Lens*
- *Bulbs Not Included*



87520WT 2-Light Flush Mount
White
24"L x 9"W x 2.5"H
2 x 17w T8 Bulbs
1400 Rated Lumens
CA
T24




87521WT 2-Light Flush Mount
White
48"L x 9"W x 2.5"H
2 x 32w T8 Bulbs
5600 Rated Lumens
CA
T24




87522WT 4-Light Flush Mount
White
48"L x 13"W x 2.5"H
4 x 32w T8 Bulbs
11200 Rated Lumens
CA
T24

- *Electronic Ballast*
- *24,000 Rated Life Hours*
- *Acrylic Lens*
- *Bulbs Not Included*



87531WT 4-Light Flush Mount
White
48"L x 16"W x 6"H
4 x 32w T8 Bulbs
11200 Rated Lumens
CA
T24



87530WT 2-Light Flush Mount
White
48"L x 11"W x 5"H
2 x 32w T8 Bulbs
5600 Rated Lumens
CA
T24

Counter, Task & Accent Energy Efficient Lighting



Maxim Lighting's full line of under cabinet and task lighting cast the perfect light throughout the home. In kitchens, granite countertops sparkle under the direct beam and food preparation becomes safer and more enjoyable. In bathrooms and studies, they brighten the room with a warm indirect glow. They even eliminate unwanted shadows in wet bars, curio cabinets, and bookcases with sleek profiles that conceal so discreetly you will never see the source of the gentle light.



COUNTERMAX™

MX-L SERIES LED Under Cabinet Lighting

This state-of-the-art LED light bar raises under cabinet lighting to a whole new level. The crisp white light illuminates without shadows, and its directwire plug in and easy clip installation make it convenient as well as beautiful.



87904WT
Shown in White



Features

- Uses 80% less power than incandescent
- 50,000 life hours
- Cool to touch
- Linkable up to 30 LEDs
- Warm white 3000 K light



87906MB
Shown in Bronze



87902SA
Shown in Satin Aluminum



Bronze
Black Accessories



White
White Accessories



Satin Aluminum
Black Accessories

10" LED Light Kit
87902WT White
87902SA Satin Aluminum
87902MB Bronze
 9.75"L x 2"W x 1"H
 2 x 1w
 160 Rated Lumens

20" LED Light Kit
87904WT White
87904SA Satin Aluminum
87904MB Bronze
 19.125"L x 2"W x 1"H
 4 x 1w
 320 Rated Lumens

30" LED Light Kit
87906WT White
87906SA Satin Aluminum
87906MB Bronze
 28.5"L x 2"W x 1"H
 6 x 1w
 480 Rated Lumens



Includes

- MX-L LED Under Cabinet Light
- One 18" MXInterLink2 Connector Cord
- One MXInterLink2 Coupler
- One MXInterLink2 Direct Wire Box
- Installation Hardware

OPTIONAL COMPONENTS



MXInterLink2 Power Cord
87817WT White
87817BK Black
 72"L



MXInterLink2 Direct Wire Box
87803WT White
87803BK Black
 4"W x 1"H x 2"L



MXInterLink2 Connector Cord
 18" **87819WT** White
 18" **87819BK** Black
 9" **87818WT** White
 9" **87818BK** Black



MXInterLink2 Coupler
87820WT White
87820BK Black
 2"W x .375"H x .5"L



MXInterLink2 Cord Coupler
87823WT White
87823BK Black
 2.125"W x .375"H x .625"L

800.486.2946

maximlighting.com

MX-LD SERIES LED Discs

COUNTERMAX™

Maxim LED discs mount easily under any cabinet and can link up to 30 discs without additional hardware. The energy efficient LED disc uses only 1.7 watts, requires no additional driver, and stays cool to the touch making it safer than both halogen and xenon. The warm white color lasts long and compliments any room.

Features

- Easy to install
- 3.125" diameter x .875" height
- 1.7 watts per disc
- Cool to the touch polycarbonate housing
- 3500 K color temperature
- Requires no additional driver
- Expand up to 30 discs



3-Light Disc Kit
87883WT White
87883SV Silver
87883BK Black
 5.1w Total
 390 Rated Lumens

Kit Includes:
 > Three MX-LD LED Discs
 > On/Off Switch
 > Installation Hardware
 > One 72" MXInterLink2 Power Cord
 > Two 18" MXInterLink2 Cords

800.486.2946



Silver
White Accessories



White
White Accessories



Black
Black Accessories

OPTIONAL COMPONENTS

MXInterLink2 Power Cord
87817WT White
87817BK Black
 72"L



MXInterLink2 Connector Cord
 18" **87819WT** White
 18" **87819BK** Black
 9" **87818WT** White
 9" **87818BK** Black



MXInterLink2 Direct Wire Box
87803WT White
87803BK Black
 4"W x 1"H x 2"L



MXInterLink2 Coupler
87820WT White
87820BK Black
 2"W x .375"H x .5"L



MXInterLink2 Cord Coupler
87823WT White
87823BK Black
 2.125"W x .375"H x .625"L



1-Light Disc Add-On
87881WT White
87881SV Silver
87881BK Black
 3.125"W x .875"H
 24 x .07w
 130 Rated Lumens
 Includes One 18" MXInterLink2 Cord
 and Installation Hardware



maximlighting.com

COUNTERMAX™

MX-L120 SERIES LED Under Cabinet Lighting

Features

- Warm white 3000 K light
- Cool to touch
- CRI 70-75, 120° beam spread
- 50,000 life hours
- Multiple, full size knock outs
- 4-Way dimming switch, Hi/Med/Night Light/Off
- Linkable with or without cord using MXInterLink3



With a sleek profile and direct wiring, this state-of-the-art direct wire unit installs easily under the cabinet and emits a crisp white light which illuminates without shadows. The hinged top gives easy access for installation and wiring. Cabinets stay cool and safe with LED light output.



Bronze



White

7" 2-Light LED Direct Wire

87912WT White
87912MB Bronze
 7"L x 5"W x 1.25"H
 2 x 1w
 160 Rated Lumens

13" 4-Light LED Direct Wire

87913WT White
87913MB Bronze
 12.875"L x 5"W x 1.25"H
 4 x 1w
 320 Rated Lumens

21" 6-Light LED Direct Wire

87914WT White
87914MB Bronze
 21"L x 5"W x 1.25"H
 6 x 1w
 480 Rated Lumens

30" 8-Light LED Direct Wire

87916WT White
87916MB Bronze
 30"L x 5"W x 1.25"H
 8 x 1w
 640 Rated Lumens



MXInterLink3 Power Cord
87860WT White
87860BK Black
 72"L



MXInterLink3 Direct Wire Box
87850WT White
87850BK Black
 5"W x 1"H x 2.25"



MXInterLink3 Connector Cord
 9" **87856WT** White 18" **87857WT** White
 9" **87856BK** Black 18" **87857BK** Black
 24" **87858WT** White
 24" **87858BK** Black

Features

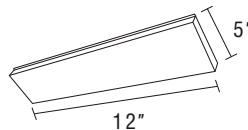
- T-5 high lumen technology
- 3100 K color temperature
- Full size knockouts
- Long life fluorescent lamps



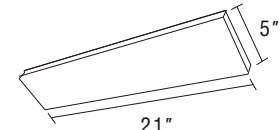
MX-FD SERIES

Direct Wire Fluorescent Undercabinet Lighting

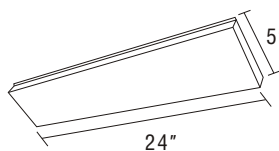
This direct wire collection of fluorescent under cabinet lights boasts T-5 high lumen technology in sizes from 12" to 43" in length. Full size knockouts allow for easy installation in any application.



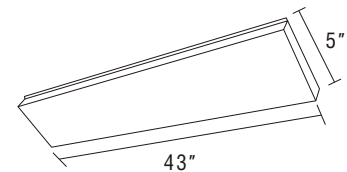
12" 1-Light Fluorescent
87805WT White
 12"L x 5"W x 1.25"H
 1 F8 T5 (Included)
 400 Lumens | 7,500 Hours



21" 1-Light Fluorescent
87806WT White
 21"L x 5"W x 1.25"H
 1 F13 T5 (Included)
 870 Lumens | 7,500 Hours



24" 1-Light Fluorescent
87807WT White
 24"L x 5"W x 1.25"H
 1 F16 T5 (Included)
 1360 Lumens | 7,500 Hours



43" 1-Light Fluorescent
87809WT White
 43"L x 5"W x 1.25"H
 1 F26 T5 (Included)
 2700 Lumens | 7,500 Hours

Ultima Star 24

STARSTRAND®

Features

- Highest StarStrand lumen light output
- Long runs up to 100 feet
- Plastic covered to reduce static failure
- Multiple lengths with soldered connectors for trouble free installation
- UL approved for damp locations
- Highly flexible material that is backed with 3M adhesive tape for easy installation
- Field cuttable every 4 inches

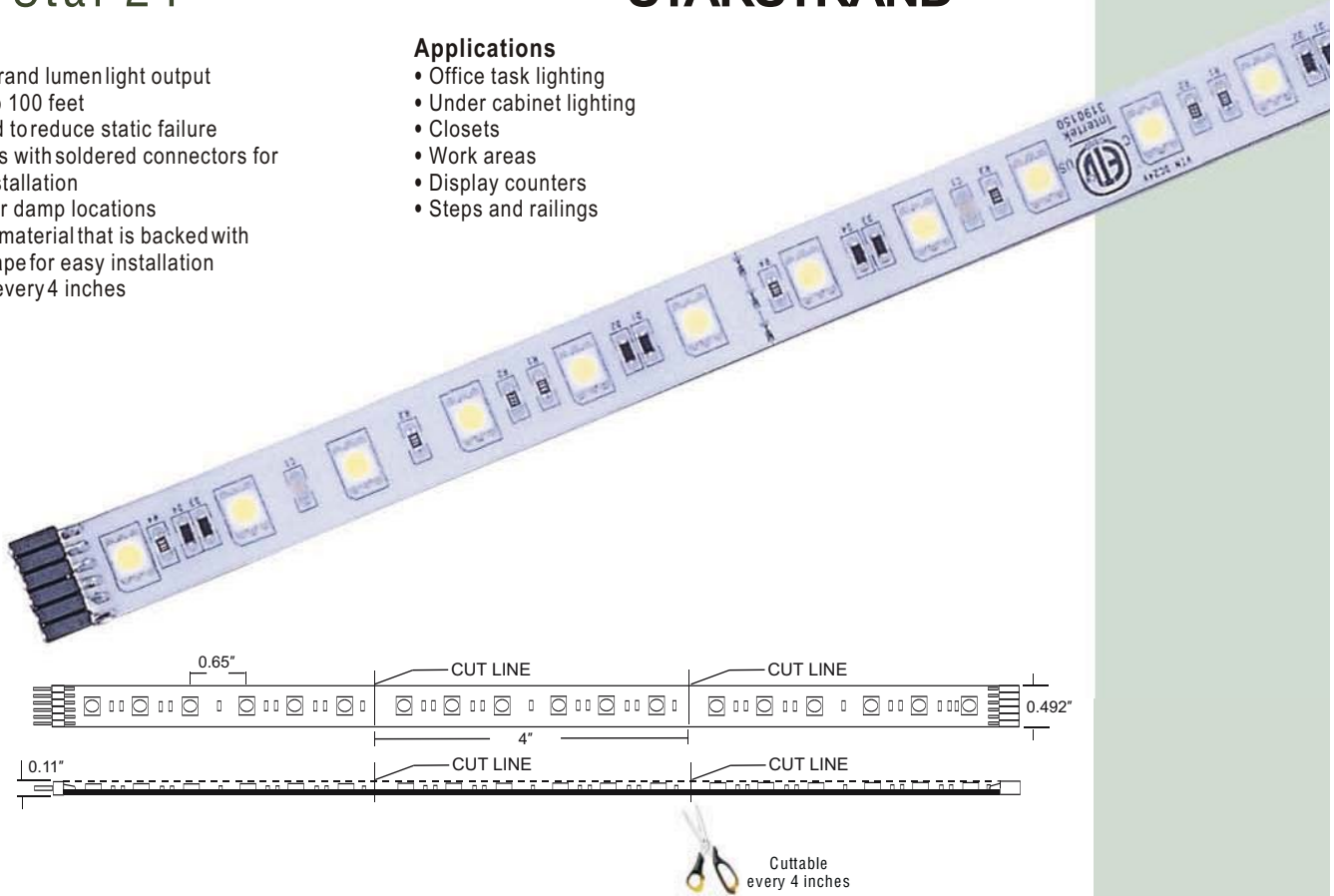
Applications

- Office task lighting
- Under cabinet lighting
- Closets
- Work areas
- Display counters
- Steps and railings

6
Z
P

24
VOLTS

UL
US



800.486.2946

maximlighting.com

Item	Length	Diodes	Wattage	Lumens	Color Temp	CRI	PC Board	Beam	Voltage	Current
53450	4"	6	1.44	80	3500 K	70-75	White	120°	24V	60mA
53451	12"	18	4.32	241	3500 K	70-75	White	120°	24V	180mA
53455	20"	30	7.2	402	3500 K	70-75	White	120°	24V	300mA
53452	60"	90	21.6	1206	3500 K	70-75	White	120°	24V	900mA
53453	120"	180	43.2	2413	3500 K	70-75	White	120°	24V	1.8A
53454	240"	360	86.4	4825	3500 K	70-75	White	120°	24V	3.6A

Model Number	Wattage	Maximum Run	Maximum Run Using 2 Output Cords
53311,53313,53318	60 Watts	13'
53320	75 Watts	17'
53286	96 Watts	22'
53314	100 Watts	22'
53287	150 Watts	32'
53288	320 Watts	50'	70'
53289	480 Watts	50'	100'

3500K 120°	
Distance	FootCandles
12in	51.47
24in	14.47
36in	6.65
48in	3.85

Shown using 1 foot section of Ultima Star24

Ultima Star 24

STARSTRAND®

6-Pin 4-Way Connector



- 53350**
1.5"L x 1.5"W x .25"H
- Creates a power block for branching between Ultima Star 24, 24V Driver or 24V Dimming Controller
 - Allows for L, T and X installations of Ultima Star 24
 - Includes two 6-Pin Male End Caps and one 6-Pin Male/Male Adapter

24V Dimming Controller



- 53393**
5"L x 2.5"W x 1"H
- Full range dimming and on/off
 - RF remote included
 - Installs between 24V Driver and Ultima Star 24
 - 4" 6-Pin power input cord, 72" 6-Pin signal output cord
 - Compatible with drivers 53313, 53318, 53320 & 53386

45° Angle Mounting Channel



- 53374**
48"L x 1"W x .75"H
- Surface mount to angle tape for accent lighting
 - Aluminum screws included

6-Pin Connecting Cords



- 53465** 5"L x .75"W x .25"H
53467 13"L x .75"W x .25"H
53468 73"L x .75"W x .25"H
- Extend distance between Ultima Star 24, 24V Driver or 24V Dimming Controller

6-Pin 90° Connector



- 53464**
1.25"L x 1.25"W x .25"H
- For 90° corners
 - Reversible for left or right
 - Includes 3M adhesive for easy mounting

Flexible Aluminum Channel



- 53254**
36"L x .5"W x .6"H
- Creates valance to conceal tape
 - Irregular surfaces installation
 - Includes screws for installation

6-Pin Male/Male Adapter



- 53342**
.5"L x .5"W x .25"H
- Changes female end to male
 - Package of 6

Drivers

(See page 56-57 for detailed driver information)

- 53311** 24V 60w Class II Dimmable Driver
53313 24V 60w Plug-In Driver
53318 24V 60w Class II Driver
53320 24V 75w Plug-In Driver
53286 24V 96w Class II Driver

Plastic Wire Clip



- 53255**
1"L x .5"W x .25"H
- Secures to surface connecting cords and input/output cords of drivers and controllers
 - Backed with 3M adhesive
 - Package of 10

6-Pin Rough-In Terminal Block



- 53258**
4"L x .75"W x .5"H
- Rough in for new installation construction between Ultima Star 24, 24V Driver or 24V Dimming Controller
 - Female connector on one end with two wire quick connector on opposite end
 - Includes one 6-Pin Male/Male Adapter and installation screw

Aluminum Channel



- 53373**
60"L x .75"W x .75"H
- Can be recessed or surface mount
 - Aluminum screws included

6-Pin Mounting Clip



- 53273**
.5"L x .5"W x .25"H
- Use on irregular surfaces when adhesive backing is not sufficient
 - Recommended interval is every 12"
 - Package of 20

6-Pin Silicone End Cap



- 53469**
.75"L x .5"W x .1"H
- Placed on run termination
 - Protects against dust and damage
 - Package of 10

Heat Shrink Wrap



- 53256**
3"L x 1"W x .25"H
- Secure connections when in walls
 - Waterproof for damp locations
 - Heat gun required for installation
 - Package of 10

6-Pin Male End Cap



- 53344**
.5"L x .5"W x .25"H
- Placed on female end of run termination
 - Protects against dust and damage
 - Package of 6

Color Flex Star 24

STARSTRAND®

Features

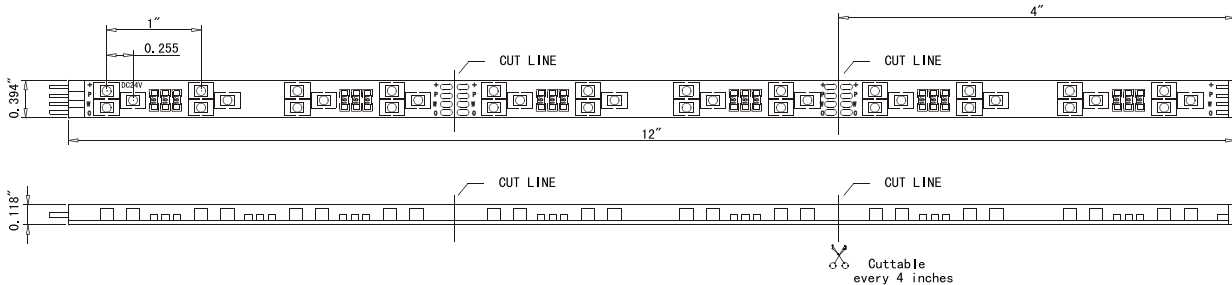
- Adjustable color temperature from 2900K to 5000K
- Plastic covered to reduce static failure
- Multiple lengths with soldered connectors for trouble free installation
- Suitable for damp locations
- Highly flexible material that is backed with 3M tape for easy installation

Applications

- Cove and toe kick accent lighting
- Outdoor covered porch and patio
- Under cabinet lighting
- Display case
- Restaurants and lounges
- Bathroom lighting



800.486.2946



Item	Length	Diodes	Wattage	Lumens	Color Temp	CRI	PC Board	Beam	Voltage	Current
53550	4"	6	0.96	15-16.5	2900-5000 K	70-75	White	120°	24V	40mA
53551	12"	18	2.88	45-50	2900-5000 K	70-75	White	120°	24V	120mA
53552	60"	90	14.4	225-250	2900-5000 K	70-75	White	120°	24V	600mA
53553	120"	180	28.8	450-500	2900-5000 K	70-75	White	120°	24V	1.2A
53554	240"	360	57.6	900-1000	2900-5000 K	70-75	White	120°	24V	2.4A

Model Number	Wattage	Maximum Run
53313	60W	20'
53318	60W	20'

Drivers

(See page 56 for detailed driver information)

- 53313 24V 60w Plug-In Driver
- 53318 24V 60w Class II Driver

maximlighting.com

Color Flex Star 24

4-Pin Mounting Clip



- 53272** .5"L x .5"W x .25"H
- Use on irregular surfaces when adhesive backing is not sufficient
 - Recommended interval is every 12"
 - Package of 20

24V Color Flex Controller



- 53398** 4"L x 4"W x 2"H
- Required to control up to 20' of Color Flex Star 24
 - RF remote control and wall controller are included
 - Adjusts color temperature from 2900 K to 5500 K
 - 4" 6-Pin power input cord, 72" 4-pin signal output cord

Heat Shrink Wrap



- 53256** 3"L x 1"W x .25"H
- Secure connections when in walls
 - Waterproof for damp locations
 - Heat gun required for installation
 - Package of 10

6-Pin 4-Way Connector



- 53350** 1.5"L x 1.5"W x .25"H
- Creates a power block for branching between 24V Driver and 24V Color Flex Controller or 24V Amplifier
 - Includes two 6-Pin Male End Caps and one 6-Pin Male/Male Adapter

45° Angle Mounting Channel



- 53374** 48"L x 1"W x .75"H
- Surface mount to angle tape for accent lighting
 - Aluminum screws included

6-Pin Rough-In Terminal Block



- 53258** 4"L x .75"W x .5"H
- Rough in for new installation construction between 24V Driver and 24V Color Flex Controller or 24V Amplifier
 - Female connector on one end with two wire quick connector on opposite end
 - Includes one 6-Pin Male/Male Adapter and installation screw

4-Pin 4-Way Connector



- 53263** 1.5"L x 1.5"W x .25"H
- Allows for L, T and X installations between 24V Color Flex Controller or 24V Amplifier and Color Flex Star 24
 - Includes two 4-Pin Male End Caps and one 4-Pin Male/Male Adapter

4-Pin Silicone End Cap



- 53269** .75"L x .5"W x .1"H
- Placed on run termination
 - Protects against dust and damage
 - Package of 10

4-Pin Male End Cap



- 53264** .5"L x .5"W x .25"H
- Placed on female end of run termination
 - Protects against dust and damage
 - Package of 10

STARSTRAND[®]

6-Pin Connecting Cords



- 53465** 5"L x .75"W x .25"H
53467 13"L x .75"W x .25"H
53468 73"L x .75"W x .25"H
- Extend distance between 24V Driver and 24V Color Flex Controller or 24V Amplifier

24V Amplifier



- 53386** 4"L x 2.5"W x .8"H
- Synchronizes additional runs up to 20' of Color Flex Star 24 to one 24V Color Flex Controller
 - Requires an additional 24V Driver
 - 6" 6-Pin power input cord, 6" 4-pin signal input cord, 6" 4-pin signal output cord

Flexible Aluminum Channel



- 53254** 36"L x .5"W x .6"H
- Creates valance to conceal tape
 - Irregular surfaces installation
 - Includes screws for installation

Plastic Wire Clip



- 53255** 1"L x .5"W x .25"H
- Secures to surface connecting cords and input/output cords of drivers and controllers
 - Backed with 3M adhesive
 - Package of 10

Aluminum Channel



- 53373** 60"L x .75"W x .75"H
- Can be recessed or surface mount
 - Aluminum screws included

4-Pin Rough-In Terminal Block



- 53383** 4"L x .75"W x .5"H
- Rough in for new installation construction between 24V Color Flex Controller or 24V Amplifier and Color Flex Star 24
 - Female connector on one end with four wire quick connector on opposite end
 - Includes one 4-Pin Male/Male Adapter and installation screw

4-Pin Connecting Cords



- 53265** 3"L x .5"W x .25"H **53266** 7"L x .5"W x .25"H
53267 13"L x .5"W x .25"H **53268** 73"L x .5"W x .25"H
- Extend distance between 24V Color Flex Controller or 24V Amplifier and Color Flex Star 24
 - Connect sections of Color Flex Star 24 together

4-Pin Male/Male Adapter



- 53262** .5"L x .5"W x .25"H
- Changes female end of Color Flex Star 24 to male end
 - Package of 10

Elite Star 24

STARSTRAND®

Features

- High lumen light output
- Long runs up to 150 feet
- Plastic covered to reduce static failure
- Multiple lengths with soldered connectors for trouble free installation
- UL approved for damp locations
- Highly flexible material that is backed with 3M adhesive tape for easy installation
- Field cuttable every 4 inches

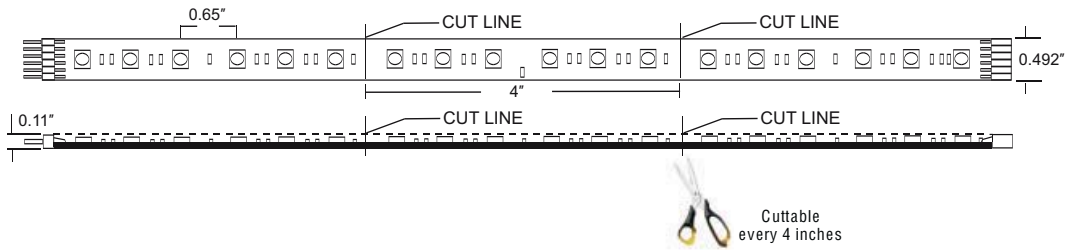
Applications

- Cove and toe kick accent lighting
- Outdoor covered porch and patio
- Under cabinet lighting
- Step lighting
- Restaurants and lounges
- Boats and RV

6
Z
P

24
VOLTS

UL
US



Item	Length	Diodes	Wattage	Lumens	Color Temp	CRI	PC Board	Beam	Voltage	Current
53430	4"	6	0.96	51	3500 K	70-75	Black	120°	24V	40mA
53431	12"	18	2.88	153	3500 K	70-75	Black	120°	24V	120mA
53432	60"	90	14.4	767	3500 K	70-75	Black	120°	24V	600mA
53433	120"	180	28.8	1534	3500 K	70-75	Black	120°	24V	1.2A
53434	240"	360	57.6	3068	3500 K	70-75	Black	120°	24V	2.4A

Model Number	Wattage	Maximum Run	Maximum Run Using 2 Output Cords
53311,53313,53318	60 Watts	20'
53320	75 Watts	26'
53286	96 Watts	33'
53314	100 Watts	33'
53287	150 Watts	50'
53288	320 Watts	75'	105'
53289	480 Watts	75'	150'

3500K 120°	
Distance	Foot Candles
12in	23.78
24in	6.77
36in	3.12
48in	1.83

Shown using 1 foot section of Elite Star 24

800.486.2946

maximlighting.com

Elite Star 24

STARSTRAND®

6-Pin 4-Way Connector

**53350**

1.5"L x 1.5"W x .25"H

- Creates a power block for branching between Elite Star 24, 24V Driver or 24V Dimming Controller
- Allows for L, T and X installations of Elite Star 24
- Includes two 6-Pin Male End Caps and one 6-Pin Male/Male Adapter

24V Dimming Controller

**53393**

5"L x 2.5"W x 1"H

- Full range dimming and on/off
- RF remote included
- Installs between 24V Driver and Elite Star 24
- 4" 6-Pin power input cord, 72" 6-Pin signal output cord
- Compatible with drivers 53313, 53318, 53320 & 53386

45° Angle Mounting Channel

**53374**

48"L x 1"W x .75"H

- Surface mount to angle tape for accent lighting
- Aluminum screws included

6-Pin Connecting Cords

**53465** 5"L x .75"W x .25"H**53467** 13"L x .75"W x .25"H**53468** 73"L x .75"W x .25"H

- Extend distance between Elite Star 24, 24V Driver or 24V Dimming Controller

6-Pin 90° Connector

**53464**

1.25"L x 1.25"W x .25"H

- For 90° corners
- Reversible for left or right
- Includes 3M adhesive for easy mounting

Flexible Aluminum Channel

**53254**

36"L x .5"W x .6"H

- Creates valance to conceal tape
- Irregular surfaces installation
- Includes screws for installation

6-Pin Male/Male Adapter

**53342**

.5"L x .5"W x .25"H

- Changes female end to male
- Package of 6

Drivers

(See page 56-57 for detailed driver information)

53311	24V 60w Class II Dimmable Driver
53313	24V 60w Plug-In Driver
53318	24V 60w Class II Driver
53320	24V 75w Plug-In Driver
53286	24V 96w Class II Driver

Plastic Wire Clip

**53255**

1"L x .5"W x .25"H

- Secures to surface connecting cords and input/output cords of drivers and controllers
- Backed with 3M adhesive
- Package of 10

6-Pin Rough-In Terminal Block

**53258**

4"L x .75"W x .5"H

- Rough in for new installation construction between Elite Star 24, 24V Driver or 24V Dimming Controller
- Female connector on one end with two wire quick connector on opposite end
- Includes one 6-Pin Male/Male Adapter and installation screw

Aluminum Channel

**53373**

60"L x .75"W x .75"H

- Can be recessed or surface mount
- Aluminum screws included

6-Pin Mounting Clip

**53273**

.5"L x .5"W x .25"H

- Use on irregular surfaces when adhesive backing is not sufficient
- Recommended interval is every 12"
- Package of 20

6-Pin Silicone End Cap

**53469**

.75"L x .5"W x .1"H

- Placed on run termination
- Protects against dust and damage
- Package of 10

Heat Shrink Wrap

**53256**

3"L x 1"W x .25"H

- Secure connections when in walls
- Waterproof for damp locations
- Heat gun required for installation
- Package of 10

6-Pin Male End Cap

**53344**

.5"L x .5"W x .25"H

- Placed on female end of run termination
- Protects against dust and damage
- Package of 6

Aqua Star 24

STARSTRAND®

Features

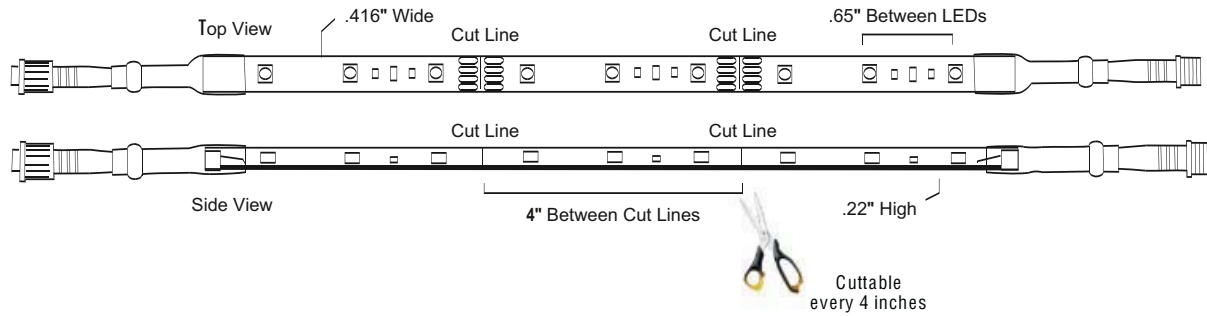
- Waterproof IP68 LED tape
- Chemical and UV resistant plastic cover
- Long runs up to 50'
- Installs into aluminum channel or plastic mouting clips
- High lumen double chip LED
- Multiple lengths with watertight IP68 connectors
- Field cuttable every 4 inches

Applications

- Swimming pools and fountains
- Outdoor decks
- Step and stairs
- Landscape lighting
- Outdoor building accent lighting
- Driveway and sidewalk illumination



800.486.2946



Item	Length	Diodes	Wattage	Lumens	Color Temp	CRI	PC Board	Beam	Voltage	Current
53441	24"	36	5.76	428	3500 K	70-75	Black	120°	24V	240mA
53442	60"	90	14.4	1070	3500 K	70-75	Black	120°	24V	600mA
53443	120"	180	28.8	2140	3500 K	70-75	Black	120°	24V	1.2A
53445	300"	450	72	5351	3500 K	70-75	Black	120°	24V	3A

Model Number	Wattage	Maximum Run
53380	60 Watts	21'
53316	100 Watts	30'
53381	150 Watts	50'

3500K 120°	
Distance	Foot Candles
12in	29.54
24in	8.42
36in	3.86
48in	2.2

Shown using 1 foot section of Aqua Star24

maximlighting.com

Aqua Star 24

STARSTRAND®

24V Outdoor Connecting Cords



- 53364** 48"L x .75"W
53365 144"L x .75"W
- Extend distance between 24V Weatherproof Driver and Aqua Star 24
 - Extend distance between two sections of Aqua Star 24
 - IP68 rated for underwater application up to 10'

Silicone End Cap Kit



- 53368**
 .75"L x .5"W x .1"H
- Placed on run termination
 - Protects against water and damage

Aluminum Channel



- 53373**
 60"L x .75"W x .75"H
- Can be recessed or surface mount
 - Aluminum screws included

Mounting Clip



- 53370**
 .5"L x .5"W x .25"H
- Use to secure Aqua Star 24 to surface
 - Stainless steel screws included
 - Clear polycarbonate plastic
 - Package of 6

45° Angle Mounting Channel



- 53374**
 48"L x 1"W x .75"H
- Surface mount to angle tape for accent lighting
 - Aluminum screws included

Drivers

(See page 56 for detailed driver information)

- 53380** 24V 60w Weatherproof Class II Driver
53316 24V 100w Weatherproof Class II Dimmable Driver
53381 24V 150w Weatherproof Class II Driver

Rainbow Star 24

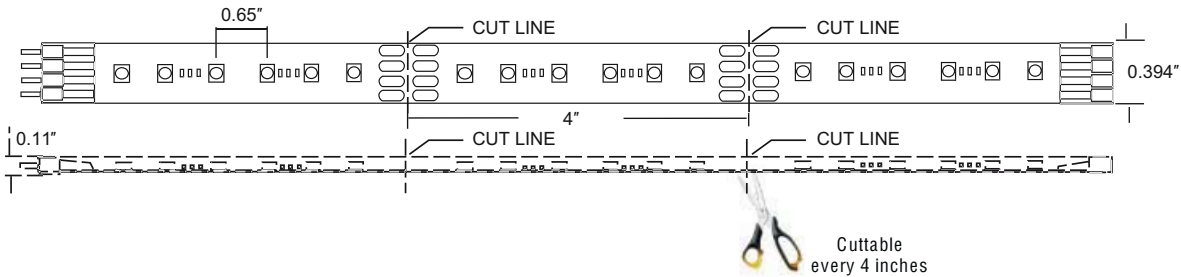
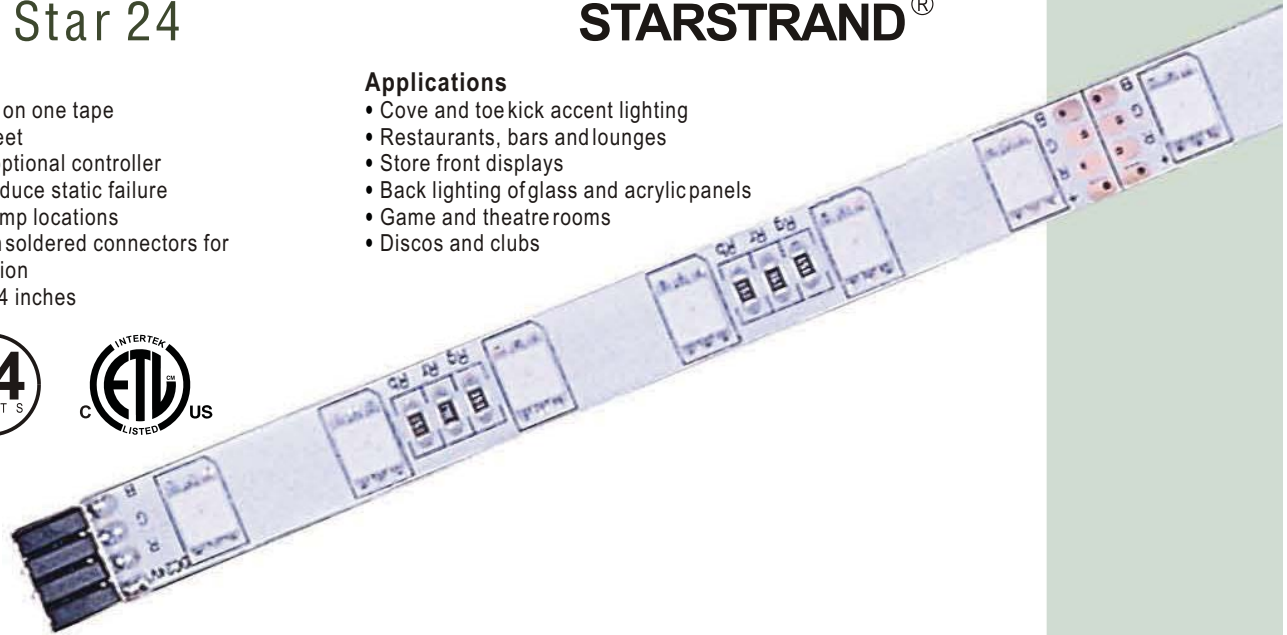
STARSTRAND®

Features

- Thousands of colors on one tape
- Long runs up to 30 feet
- DMX interface with optional controller
- Plastic covered to reduce static failure
- ETL approved for damp locations
- Multiple lengths with soldered connectors for trouble free installation
- Field cuttable every 4 inches

Applications

- Cove and toe kick accent lighting
- Restaurants, bars and lounges
- Store front displays
- Back lighting of glass and acrylic panels
- Game and theatre rooms
- Discos and clubs



800.486.2946

maximlighting.com

Item	Length	Diodes	Wattage	Lumens	PC Board	Beam	Voltage	Current
53530	4"	6	1.44	R:18 G:30 B:9	White	120°	24V	60mA
53531	12"	18	4.32	R:54 G:90 B:27	White	120°	24V	180mA
53533	60"	90	21.6	R:270 G:450 B:135	White	120°	24V	900mA
53534	120"	180	43.2	R:540 G:900 B:270	White	120°	24V	1.8A
53535	240"	360	86.4	R:1080 G:1800 B:540	White	120°	24V	3.6A

Model Number	Wattage	Maximum Run
53313, 53318	60 Watts	13'
53320	75 Watts	17'
53286	96 Watts	22'
53287	150 Watts	30'

Drivers

(See page 56 for detailed driver information)

53313	24V 60w Plug-In Driver
53318	24V 60w Class II Driver
53320	24V 75w Plug-In Driver
53286	24V 96w Class II Driver
53287	24V 150w Driver

Rainbow Star 24

4-Pin Mounting Clip



- 53372** .5"L x .5"W x .25"H
- Use on irregular surfaces when adhesive backing is not sufficient
 - Recommended interval is every 12"
 - Package of 20

24V DMX512 Interface/Decoder & Standalone RGB Controller



- 53387** 7.5"L x 4.5"W x 1.5"H
- Controls up to 30' of Rainbow Star 24 using included RF remote control
 - Meets DMX512 protocol and can be used as a DMX decoder
 - 4" 6-Pin power input cord, 72" 4-Pin signal output cord

Heat Shrink Wrap



- 53256** 3"L x 1"W x .25"H
- Secure connections when in walls
 - Waterproof for damp locations
 - Heat gun required for installation
 - Package of 10

6-Pin 4-Way Connector



- 53350** 1.5"L x 1.5"W x .25"H
- Creates a power block for branching between 24V Driver and 24V RGB Controller or 24V Amplifier
 - Includes two 6-Pin Male End Caps and one 6-Pin Male/Male Adapter

45° Angle Mounting Channel



- 53374** 48"L x 1"W x .75"H
- Surface mount to angle tape for accent lighting
 - Aluminum screws included

6-Pin Rough-In Terminal Block



- 53258** 4"L x .75"W x .5"H
- Rough in for new installation construction between 24V Driver and 24V RGB Controller or 24V Amplifier
 - Female connector on one end with two wire quick connector on opposite end
 - Includes one 6-Pin Male/Male Adapter and installation screw

4-Pin 4-Way Connector



- 53263** 1.5"L x 1.5"W x .25"H
- Allows for L, T and X installations between 24V RGB Controller or 24V Amplifier and Rainbow Star 24
 - Includes two 4-Pin Male End Caps and one 4-Pin Male/Male Adapter

4-Pin Silicone End Cap



- 53269** .75"L x .5"W x .1"H
- Placed on run termination
 - Protects against dust and damage
 - Package of 10

4-Pin Male End Cap



- 53264** .5"L x .5"W x .25"H
- Placed on female end of run termination
 - Protects against dust and damage
 - Package of 10

STARSTRAND[®]

24V RGB Controller



- 53385** 6"L x 2.5"W x 1"H
- Controls up to 30' of Rainbow Star 24 using included RF remote control
 - 4" 6-Pin power input cord, 72" 4-Pin signal output cord

24V Amplifier



- 53386** 4"L x 2.5"W x .8"H
- Synchronizes additional runs up to 30' of Rainbow Star 24 to one 24V RGB Controller
 - Requires an additional 24V Driver
 - 6" 6-Pin power input cord, 6" 4-pin signal input cord, 6" 4-pin signal output cord
 - Maximum 27 amplifiers per controller

Flexible Aluminum Channel



- 53254** 36"L x .5"W x .6"H
- Creates valance to conceal tape
 - Irregular surfaces installation
 - Includes screws for installation

Plastic Wire Clip



- 53255** 1"L x .5"W x .25"H
- Secures to surface connecting cords and input/output cords of drivers and controllers
 - Backed with 3M adhesive
 - Package of 10

Aluminum Channel



- 53373** 60"L x .75"W x .75"H
- Can be recessed or surface mount
 - Aluminum screws included

4-Pin Rough-In Terminal Block



- 53383** 4"L x .75"W x .5"H
- Rough in for new installation construction between 24V RGB Controller or 24V Amplifier and Rainbow Star 24
 - Female connector on one end with four wire quick connector on opposite end
 - Includes one 4-Pin Male/Male Adapter and installation screw

4-Pin Connecting Cords



- 53265** 3"L x .5"W x .25"H **53266** 7"L x .5"W x .25"H
53267 13"L x .5"W x .25"H **53268** 73"L x .5"W x .25"H
- Extend distance between 24V RGB Controller or 24V Amplifier and Rainbow Star 24
 - Connect sections of Rainbow Star 24 together

4-Pin Male/Male Adapter



- 53262** .5"L x .5"W x .25"H
- Changes female end of Rainbow Star 24 to male end
 - Package of 10

6-Pin Connecting Cords



- 53465** 5"L x .75"W x .25"H
53467 13"L x .75"W x .25"H
53468 73"L x .75"W x .25"H
- Extend distance between 24V Driver and 24V RGB Controller or 24V Amplifier

Rainbow Aqua Star 24


STARSTRAND®

Features

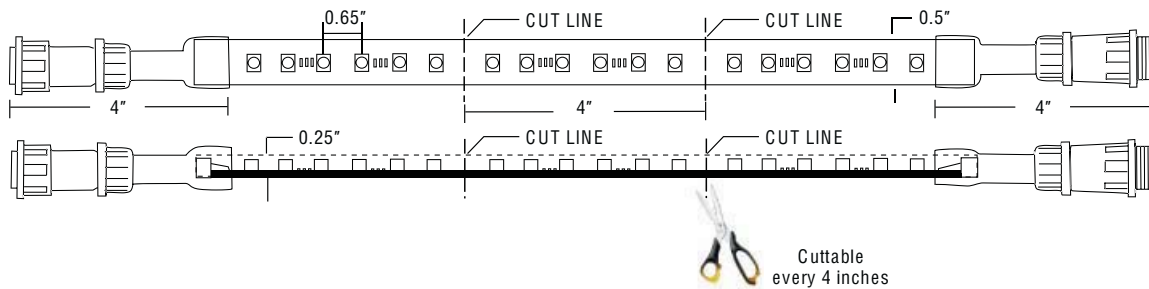
- Waterproof IP68 color changing LED tape
- Nine modes of color and movement
- Chemical and UV resistant plastic cover
- Long runs up to 30 feet
- Installs into aluminum channel or plastic mouting clips
- Multiple lengths with watertight IP68 connectors
- Field cuttable every 4 inches

Applications

- Swimming pools and fountains
- Outdoor living areas
- Landscape lighting
- Outdoor architectural features
- Signs
- Outdoor walkways



800.486.2946



Item	Length	Diodes	Wattage	Lumens	PC Board	Beam	Voltage	Current
53541	24"	36	8.64	R:108 G:180 B:54	White	120°	24V	360mA
53542	60"	90	21.6	R:270 G:450 B:135	White	120°	24V	900mA
53543	120"	180	43.2	R:540 G:900 B:270	White	120°	24V	1.8A
53545	300"	450	108	R:1350 G:2250 B:675	White	120°	24V	4.5A

Model Number	Wattage	Maximum Run
53380	60 Watts	13'
53381	150 Watts	30'

maximlighting.com

Rainbow Aqua Star 24

STARSTRAND®

24V Weatherproof RGB Controller



53389

5"L x 2.5"W x 1"H

- Required to control up to 30' of Rainbow Aqua Star 24
- IP65 rated (not submersible)
- RF remote control included
- 4" power input cord, 72" signal output cord

45° Angle Mounting Channel



53374

48"L x 1"W x .75"H

- Surface mount to angle tape for accent lighting
- Aluminum screws included

24V Weatherproof Amplifier



53390

4"L x 2.5"W x 1"H

- Synchronizes additional runs up to 30' of Rainbow Aqua Star 24 to one 24V Weatherproof RGB Controller
- Maximum 27 amplifiers per controller
- IP65 rated (not submersible)
- Requires an additional 24V Driver
- 6" power input cord, 6" signal input cord, 6" signal output cord

Silicone End Cap Kit



53368

.75"L x .5"W x .1"H

- Placed on run termination
- Protects against water and damage

24V Outdoor Connecting Cords



53364 48"L x .75"W

53365 144"L x .75"W

- Extend distance between 24V Weatherproof Driver and Rainbow Aqua Star 24
- Extend distance between two sections of Rainbow Aqua Star 24
- IP68 rated for underwater application up to 10'

Mounting Clip



53370

.5"L x .5"W x .25"H

- Use to secure Rainbow Aqua Star 24 to surface
- Stainless steel screws included
- Clear polycarbonate plastic
- Package of 6

Aluminum Channel



53373

60"L x .75"W x .75"H

- Can be recessed or surface mount
- Aluminum screws included

Drivers

(See page 56 for detailed driver information)

- 53380** 24V 60w Weatherproof Class II Driver
53381 24V 150w Weatherproof Class II Driver

Channel Star 24

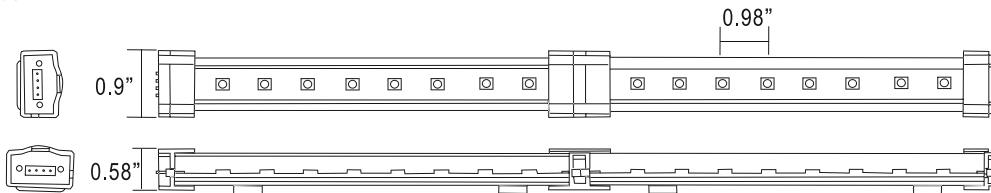
STARSTRAND®

Features

- High lumen output
- Available in both Bronze and Aluminum finish
- Clear lens for maximum light output
- Rigid aluminum channel conceals light source and provides excellent heat dissipation
- Connect end to end or with the use of connecting cables
- Available in 3500K or 5000K
- Includes easy to install mounting clips, both downward and 45° angle

Applications

- Under cabinets and bars
- Office desk tasklighting
- Retail display cabinets and counters
- Window displays
- Closet lighting



800.486.2946

Item	Length	Diodes	Wattage	Lumens	Color Temp	CRI	Beam	Voltage	Current
53700 AL, BRZ	6"	10	2.88	70	3500 K	70 - 75	120°	24V	120mA
53701 AL, BRZ	12"	18	4.32	139	3500 K	70 - 75	120°	24V	180mA
53702 AL, BRZ	24"	36	8.64	279	3500 K	70 - 75	120°	24V	360mA
53703 AL, BRZ	36"	54	12.96	418	3500 K	70 - 75	120°	24V	540mA
53704 AL, BRZ	48"	72	17.28	558	3500 K	70 - 75	120°	24V	720mA
53710 AL, BRZ	6"	10	2.88	104	5000 K	70 - 75	120°	24V	120mA
53711 AL, BRZ	12"	18	4.32	207	5000 K	70 - 75	120°	24V	180mA
53712 AL, BRZ	24"	36	8.64	415	5000 K	70 - 75	120°	24V	360mA
53713 AL, BRZ	36"	54	12.96	622	5000 K	70 - 75	120°	24V	540mA
53714 AL, BRZ	48"	72	17.28	830	5000 K	70 - 75	120°	24V	720mA

Model Number	Wattage	Maximum Run
53311, 53313, 53318	60 Watts	13'
53320	75 Watts	17'
53286	96 Watts	22'
53314	100 Watts	22'
53287	150 Watts	32'

3500K 120°	
Distance	FootCandles
12in	43.77
24in	12.01
36in	5.16
48in	3.16

5000K 120°	
Distance	FootCandles
12in	63.59
24in	17.96
36in	8.27
48in	4.67

Shown using 1 foot section of Channel Star 24 Shown using 1 foot section of Channel Star 24

maximlighting.com

Channel Star 24

STARSTRAND®

6-Pin 4-Way Connector



- 53350** 1.5"L x 1.5"W x .25"H
- Creates a power block for branching between 24V Driver and 24V Dimming Controller
 - Includes two 6-Pin Male End Caps and one 6-Pin Male/Male Adapter

24V Dimming Controller



- 53393** 4"L x 2.5"W x .8"H
- Full range dimming and on/off
 - RF remote included
 - Installs between 24V Driver and Channel Star 24
 - 4" 6-Pin power input cord, 72" 6-Pin signal output cord
 - Compatible with drivers 53313, 53318, 53320 & 53386

6-Pin Connecting Cords



- 53465** 5"L x .75"W x .25"H
53467 13"L x .75"W x .25"H
53468 73"L x .75"W x .25"H
- Extend distance between 24V Driver, 24V Dimming Controller and Channel Star 24

4-Pin 4-Way Connector



- 53263** 1.5"L x 1.5"W x .25"H
- Allows for L, T and X installations between 24V Dimming Controller and Channel Star 24 with connecting cords
 - Includes two 4-Pin Male End Caps and one 4-Pin Male/Male Adapter

4-Pin to 6-Pin Adapter Cord with On/Off Switch



- 53353** 6"L x 1"W x .5"H
- 6-Pin female to 4-Pin male
 - Used to turn Channel Star 24 on and off when not controlled by a 24V Dimming Controller or by a wall switch

Mounting Clips



- 53354** 1"L x 1"W x .5"H
- Additional clips for mounting Channel Star 24 to surface
 - Package of 4

4-Pin Rough-In Terminal Block



- 53257** 4"L x .75"W x .5"H
- Rough in for new installation construction between 24V Driver or 24V Dimming Controller and Channel Star 24
 - Female connector on one end with four wire quick connector on opposite end
 - Includes one 4-Pin Male/Male Adapter and installation screw

Drivers

(See page 56-57 for detailed driver information)

- 53311** 24V 60w Class II Dimmable Driver
53313 24V 60w Plug-In Driver
53318 24V 60w Class II Driver
53320 24V 75w Plug-In Driver

Plastic Wire Clip



- 53255** 1"L x .5"W x .25"H
- Secures to surface connecting cords and input/output cords of drivers, controllers and amplifiers
 - Backed with 3M adhesive
 - Package of 10

6-Pin Rough-In Terminal Block



- 53258** 4"L x .75"W x .5"H
- Rough in for new installation construction between 24V Driver and 24V Dimming Controller
 - Female connector on one end with two wire quick connector on opposite end
 - Includes one 6-Pin Male/Male Adapter and installation screw

4-Pin Connecting Cords



- 53265** 3"L x .5"W x .25"H **53266** 7"L x .5"W x .25"H
53267 13"L x .5"W x .25"H **53268** 73"L x .5"W x .25"H
- Connect sections of Channel Star 24 together

Heat Shrink Wrap



- 53256** 3"L x 1"W x .25"H
- Secure connections when in walls
 - Waterproof for damp locations
 - Heat gun required for installation
 - Package of 10

4 Pin to 6 Pin Adapter Cord



- 53352** 6"L x 1"W x .5"H
- 6-Pin female to 4-Pin male
 - Included in every 24", 36" and 48" section of Channel Star 24

45° Angle Mounting Clips



- 53355** 1"L x 1"W x .75"H
- Additional clips for mounting Channel Star 24 to surface at 45° angle
 - Package of 4

Rainbow Channel Star 24


STARSTRAND®

Features

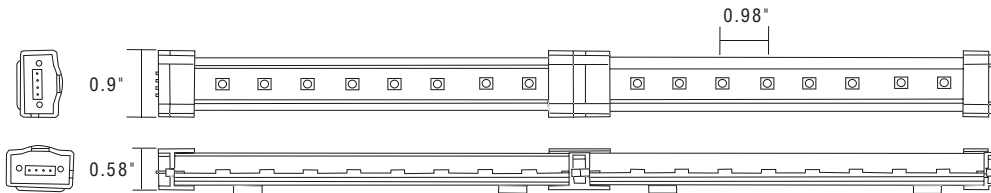
- Available in Aluminum finish only
- Clear lens for maximum light output
- Rigid aluminum channel conceals light source and provides excellent heat dissipation
- Connect end to end or with the use of connecting cables
- Thousands of color combinations available
- Includes easy to install mounting clips, both downward and 45° angle

Applications

- Under cabinets and bars
- Alcove lighting
- Retail display cabinets and counters
- Window displays
- Sign illumination



800.486.2946



Item	Length	Diodes	Wattage	Lumens	Beam	Voltage	Current
53720AL	6"	10	2.88	R:30 G:50 B:15	120°	24V	80mA
53721AL	12"	18	4.32	R:54 G:90 B:27	120°	24V	180mA
53722AL	24"	36	8.64	R:108 G:180 B:30	120°	24V	360mA
53723AL	36"	54	12.96	R:162 G:270 B:45	120°	24V	540mA
53724AL	48"	72	17.28	R:216 G:360 B:60	120°	24V	720mA

Model Number	Wattage	Maximum Run
53313, 53318	60 Watts	13'
53320	75 Watts	17'
53286	96 Watts	22'
53287	150 Watts	30'

Drivers

(See page 56-57 for detailed driver information)

53313	24V 60w Plug-In Driver	53286	24V 96w Class II Driver
53318	24V 60w Class II Driver	53287	24V 150w Driver
53320	24V 75w Plug-In Driver		

maximlighting.com

Rainbow Channel Star 24

STARSTRAND®

24V RGB Controller



53385

4"L x 2.5"W x .8"H

- Controls up to 30' of Rainbow channel Star 24 using included RF remote control
- 4" 6-Pin power input cord, 72" 4-Pin signal output cord

4-Pin Rough-In Terminal Block



53383

4"L x .75"W x .5"H

- Rough in for new installation construction between 24V RGB Controller or 24V Amplifier and Rainbow Channel Star 24
- Female connector on one end with four wire quick connector on opposite end
- Includes one 4-Pin Male/Male Adapter and installation screw

6-Pin Connecting Cords



53465 5"L x .75"W x .25"H

53467 13"L x .75"W x .25"H

53468 73"L x .75"W x .25"H

- Extend distance between 24V Driver and 24V RGB Controller or 24V amplifier

4-Pin 4-Way Connector



53263

1.5"L x 1.5"W x .25"H

- Allows for L, T and X installations between 24V RGB Controller or 24V amplifier and Rainbow Channel Star 24 with connecting cords
- Includes two 4-Pin Male End Caps and one 4-Pin Male/Male Adapter

24V DMX512 Interface/Decoder & Standalone RGB Controller



53387

7.5"L x 4.5"W x 1.5"H

- Controls up to 30' of Rainbow channel Star 24 using included RF remote control
- Meets DMX512 protocol and can be used as a DMX decoder
- 4" 6-Pin power input cord, 72" 4-Pin signal output cord

Mounting Clips



53354

1"L x 1"W x .5"H

- Additional clips for mounting Rainbow Channel Star 24 to surface
- Package of 4

6-Pin 4-Way Connector



53350

1.5"L x 1.5"W x .25"H

- Creates a power block for branching between 24V Driver and 24V RGB Controller or 24V amplifier
- Includes two 6-Pin Male End Caps and one 6-Pin Male/Male Adapter

Plastic Wire Clip



53255

1"L x .5"W x .25"H

- Secures to surface connecting cords and input/output cords of drivers, controllers and amplifiers
- Backed with 3M adhesive
- Package of 10

6-Pin Rough-In Terminal Block



53258

4"L x .75"W x .5"H

- Rough in for new installation construction between 24V Driver and 24V RGB Controller or 24V amplifier
- Female connector on one end with two wire quick connector on opposite end
- Includes one 6-Pin Male/Male Adapter and installation screw

Heat Shrink Wrap



53256

3"L x 1"W x .25"H

- Secure connections when in walls
- Waterproof for damp locations
- Heat gun required for installation
- Package of 10

4-Pin Connecting Cords



53265 3"L x .5"W x .25"H **53266** 7"L x .5"W x .25"H

53267 13"L x .5"W x .25"H **53268** 73"L x .5"W x .25"H

- Extend distance between 24V RGB controller or 24V amplifier and Rainbow Channel Star 24
- Connect sections of Rainbow Channel Star 24 together

24V Amplifier



53386

4"L x 2.5"W x .8"H

- Synchronizes additional runs up to 30' of Rainbow channel Star 24 to one 24V RGB Controller
- Requires an additional 24V Driver
- 6" 6-Pin power input cord, 6" 4-pin signal input cord, 6" 4-pin signal output cord
- Maximum 27 amplifiers per controller

45° Angle Mounting Clips



53355

1"L x 1"W x .75"H

- Additional clips for mounting Rainbow Channel Star 24 to surface at 45° angle
- Package of 4

Basic Star

STARSTRAND®

Features

- Low power consumption only
1.4 watts per foot
- Warm 3500 K color
- Highly flexible material that is backed with 3M adhesive tape for easy installation
- No heat and no UV radiation
- Supplied in 16' 4" continuous lengths and can be field cut every 2", and reconnected as necessary using specified accessories
- Soldered connectors supplied on each end
- Additional two power feeds and one splicer supplied.

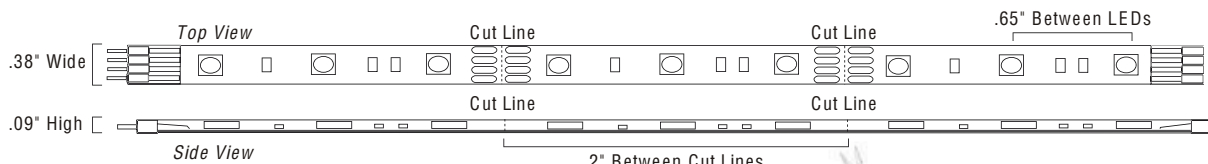
Applications

- Cove and toe kick accent lighting
- Cabinet lighting
- Architectural features
- Point of purchase displays
- Backlighting of signs and displays
- Wine cellars
- Closets



800.486.2946

maximlighting.com



Item	Length	Diodes	Wattage	Lumens	Color Temp	CRI	PC Board	Beam	Voltage	Current
53201	196"	300	24	2757	3500 K	70-75	Copper	120°	12V	2A

Model Number	Wattage	Maximum Run
53302	30 Watts	20'
53275,53304,53310	60 Watts	33'

3500K 120°	
Distance	FootCandles
12in	16.55
24in	4.61
36in	2.06
48in	1.21

Shown using 1 foot section of Basic Star

Basic Star

STARSTRAND®

4-Pin Rough-In Terminal Block



- 53257**
4"L x .75"W x .5"H
- Rough in for new installation construction between 12V Driver and Basic Star
 - Female connector on one end with four wire quick connector on opposite end
 - Includes one 4-Pin Male/Male Adapter and installation screw

Plastic Wire Clip



- 53255**
1"L x .5"W x .25"H
- Secures to surface connecting cords and input/output cords of drivers, controllers and amplifiers
 - Backed with 3M adhesive
 - Package of 10

End Power Feed



- 53260**
3"L x 1"W x .25"H
- Required if tape is cut
 - Two included with Basic Star
 - Package of 6

Tape Splicer



- 53261**
1"L x .5"W x .25"H
- Joins two sections if tape is cut
 - One included with Basic Star
 - Package of 10

Flexible Aluminum Channel



- 53254**
36"L x .5"W x .6"H
- Creates valance to conceal tape
 - Irregular surfaces installation
 - Includes screws for installation

4-Pin Connecting Cords



- 53265** 3"L x .5"W x .25"H **53266** 7"L x .5"W x .25"H
53267 13"L x .5"W x .25"H **53268** 73"L x .5"W x .25"H
- Extend distance between 12V Driver and Basic Star
 - Connect sections of Basic Star together

4-Pin 4-Way Connector



- 53263**
1.5"L x 1.5"W x .25"H
- Allows for L, T and X installations between 12V Driver and Basic Star
 - Creates a power block for branching between 12V Drivers and Basic Star
 - Includes two 4-Pin Male End Caps and one 4-Pin Male/Male Adapter

Heat Shrink Wrap



- 53256**
3"L x 1"W x .25"H
- Secure connections when in walls
 - Waterproof for damp locations
 - Heat gun required for installation
 - Package of 10

45° Angle Mounting Channel



- 53374**
48"L x 1"W x .75"H
- Surface mount to angle tape for accent lighting
 - Aluminum screws included

Aluminum Channel



- 53373**
60"L x .75"W x .75"H
- Can be recessed or surface mount
 - Aluminum screws included

4-Pin Silicone End Cap



- 53269**
.75"L x .5"W x .1"H
- Placed on run termination
 - Protects against dust and damage
 - Package of 10

4-Pin Male/Male Adapter



- 53262**
.5"L x .5"W x .25"H
- Changes female end of Basic Star to male end
 - Package of 10

Flexible Connector



- 53259**
3"L x 1"W x .25"H
- Use for corners and angles
 - Package of 6

Drivers

(See page 55 for detailed driver information)

53302	12V 30w Class II Driver
53275	12V 60w Class II Plug-In Driver
53304	12V 60w Class II Driver
53310	12V 60w Class II Dimmable Driver

Super Star

STARSTRAND®

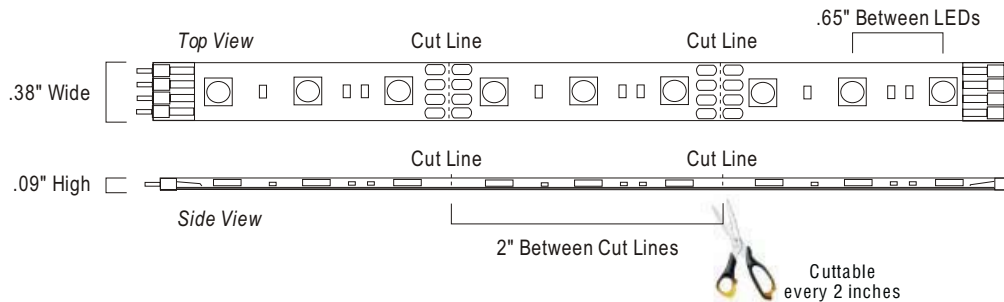
With over twice the lumen output of the basic tape, and the added benefit of it being covered in a pliable clear plastic, StarStrand™ Super Star, with StarChip™ technology, excels in performance and durability. The plastic cover keeps dust and dirt from landing directly on the board and makes keeping it clean easy. SuperStar is available in pre-manufactured lengths with 4 pin connectors installed at each end for fast and sure installation. The minimum single run for SuperStar is 1', and the maximum run is 50'. The black PC board is backed with 3M adhesive tape for easy installation.



Features

- Laminated LED tape system
- No exposed circuit board
- Easy to install with multiple lengths to choose from
- Warm color temperature enhances room interiors
- Perfect for accent lighting in alcoves, toe-kick, and under counter
- Flexible design that forms to contours
- Safe and economical to operate
- Long life LED average 50,000 hours life
- Tested to UL standards for both US and Canada

800.486.2946



Item	Length	Diodes	Wattage	Lumens	Color Temp	CRI	PC Board	Beam	Voltage	Current
53210	2"	3	0.48	12	3500 K	70-75	Black	120°	12V	40mA
53211	12"	18	2.88	71	3500 K	70-75	Black	120°	12V	120mA
53212	60"	90	14.4	355	3500 K	70-75	Black	120°	12V	1.2A
53213	120"	180	28.8	710	3500 K	70-75	Black	120°	12V	2.4A
53214	240"	360	57.6	1420	3500 K	70-75	Black	120°	12V	4.8A

Model Number	Wattage	Maximum Run
53302	30 Watts	10'
53275, 53304, 53310	60 Watts	21'

3500 K 120°	
Distance	FootCandles
12in	40.41
24in	12.16
36in	6.33
48in	3.84

Shown using 1 foot section of Super Star

maximlighting.com

Super Star

STARSTRAND®

4-Pin Rough-In Terminal Block



- 53257**
4"L x .75"W x .5"H
- Rough in for new installation construction between 12V Driver and Super Star
 - Female connector on one end with four wire quick connector on opposite end
 - Includes one 4-Pin Male/Male Adapter and installation screw

4-Pin Mounting Clip



- 53272**
.5"L x .5"W x .25"H
- Use on irregular surfaces when adhesive backing is not sufficient
 - Recommended interval is every 12"
 - Package of 20

Flexible Aluminum Channel



- 53254**
36"L x .5"W x .6"H
- Creates valance to conceal tape
 - Irregular surfaces installation
 - Includes screws for installation

4-Pin 4-Way Connector



- 53263**
1.5"L x 1.5"W x .25"H
- Allows for L, T and X installations between 12V Driver and Super Star
 - Creates a power block for branching between 12V Drivers and Super Star
 - Includes two 4-Pin Male End Caps and one 4-Pin Male/Male Adapter

4-Pin Silicone End Cap



- 53269**
.75"L x .5"W x .1"H
- Placed on run termination
 - Protects against dust and damage
 - Package of 10

Indoor Dimming Controller



- 53282**
- Full range dimming
 - On/Off control
 - RF remote control included
 - 140w Max

Drivers

(See page 55 for detailed driver information)

- | | |
|--------------|----------------------------------|
| 53302 | 12V 30w Class II Driver |
| 53275 | 12V 60w Class II Plug-In Driver |
| 53304 | 12V 60w Class II Driver |
| 53310 | 12V 60w Class II Dimmable Driver |

Plastic Wire Clip



- 53255**
1"L x .5"W x .25"H
- Secures to surface connecting cords and input/output cords of drivers, controllers and amplifiers
 - Backed with 3M adhesive
 - Package of 10

4-Pin Male End Cap



- 53264**
.5"L x .5"W x .25"H
- Placed on female end of run termination
 - Protects against dust and damage
 - Package of 10

4-Pin Connecting Cords



- 53265** 3"L x .5"W x .25"H **53266** 7"L x .5"W x .25"H
53267 13"L x .5"W x .25"H **53268** 73"L x .5"W x .25"H
- Extend distance between 12V Driver and Super Star
 - Connect sections of Super Star together

Heat Shrink Wrap



- 53256**
3"L x 1"W x .25"H
- Secure connections when in walls
 - Waterproof for damp locations
 - Heat gun required for installation
 - Package of 10

4-Pin Male/Male Adapter




- 53262**
.5"L x .5"W x .25"H
- Changes female end of Super Star to male end
 - Package of 10

Ultra Star

STARSTRAND®

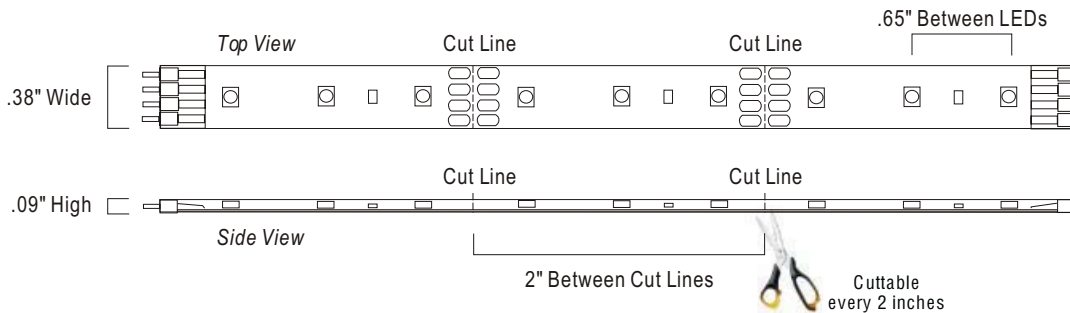
StarStrand™ Ultra Star, with StarChip™ technology, is for applications requiring additional light output. Ultra Star produces over 3 times the lumens of Basic Star and 50% more than Super Star. This product is also covered with a pliable plastic and features an easy to install 3M tape backed unique white PC board for ultimate light reflection. Ultra Star is available in pre-manufactured lengths with 4 pin connectors installed at each end for fast and sure installation. The minimum single run for Ultra Star is 1' and the maximum run is 32'.



Features

- High lumen laminated LED tape system
- No exposed circuit board
- Easy to install with multiple lengths to choose from
- Warm color temperature enhances room interiors
- Perfect for task applications in undercounter, and general room illumination
- Flexible design that forms to contours
- Safe and economical to operate
- Long life LED average 50,000 hours life
- Tested to UL standards for both US and Canada

800.486.2946



Item	Length	Diodes	Wattage	Lumens	Color Temp	CRI	PC Board	Beam	Voltage	Current
53220	2"	3	0.72	27	3500 K	70-75	White	120°	12V	60mA
53221	12"	18	4.32	164	3500 K	70-75	White	120°	12V	360mA
53224	18"	27	6.48	246	3500 K	70-75	White	120°	12V	540mA
53222	60"	90	21.6	820	3500 K	70-75	White	120°	12V	1.8A
53223	120"	180	43.2	1640	3500 K	70-75	White	120°	12V	3.6A

Model Number	Wattage	Maximum Run
53302	30 Watts	6'
53275, 53304, 53310	60 Watts	14'

3500 K 120°	
Distance	Foot Candles
12in	73.86
24in	21
36in	10.74
48in	6.58

Shown using 1 foot section of Ultra Star

maximlighting.com

Ultra Star

STARSTRAND®

4-Pin Rough-In Terminal Block



53257

4"L x .75"W x .5"H

- Rough in for new installation construction between 12V Driver and Ultra Star
- Female connector on one end with four wire quick connector on opposite end
- Includes one 4-Pin Male/Male Adapter and installation screw

Plastic Wire Clip



53255

1"L x .5"W x .25"H

- Secures to surface connecting cords and input/output cords of drivers, controllers and amplifiers
- Backed with 3M adhesive
- Package of 10

4-Pin Mounting Clip



53272

.5"L x .5"W x .25"H

- Use on irregular surfaces when adhesive backing is not sufficient
- Recommended interval is every 12"
- Package of 20

4-Pin Male End Cap



53264

.5"L x .5"W x .25"H

- Placed on female end of run termination
- Protects against dust and damage
- Package of 10

Flexible Aluminum Channel



53254

36"L x .5"W x .6"H

- Creates valance to conceal tape
- Irregular surfaces installation
- Includes screws for installation

4-Pin Connecting Cords



53265 3"L x .5"W x .25"H **53266** 7"L x .5"W x .25"H

53267 13"L x .5"W x .25"H **53268** 73"L x .5"W x .25"H

- Extend distance between 12V Driver and Ultra Star
- Connect sections of Ultra Star together

4-Pin 4-Way Connector



53263

1.5"L x 1.5"W x .25"H

- Allows for L, T and X installations between 12V Driver and Ultra Star
- Creates a power block for branching between 12V Drivers and Ultra Star
- Includes two 4-Pin Male End Caps and one 4-Pin Male/Male Adapter

Heat Shrink Wrap



53256

3"L x 1"W x .25"H

- Secure connections when in walls
- Waterproof for damp locations
- Heat gun required for installation
- Package of 10

4-Pin Silicone End Cap



53269

.75"L x .5"W x .1"H

- Placed on run termination
- Protects against dust and damage
- Package of 10

4-Pin Male/Male Adapter



53262

.5"L x .5"W x .25"H

- Changes female end of Ultra Star to male end
- Package of 10

Indoor Dimming Controller



53282

- Full range dimming
- On/Off control
- RF remote control included
- 140w Max

Drivers

(See page 55 for detailed driver information)

53302	12V 30w Class II Driver
53275	12V 60w Class II Plug-In Driver
53304	12V 60w Class II Driver
53310	12V 60w Class II Dimmable Driver

12V Drivers

STARSTRAND™

12V 30w ClassII Driver



53302

- 5.7"L x 1.9"W x 1.2"H
- Electronic direct wire driver
- 120V-264V input
- 12V, 2.5A output
- Short circuit protection, overload protection, over voltage protection
- Constant current
- Operating temperature: -4°F to 140°F
- IP64 rated
- Includes 72" 4-Pin output cord
- Class II UL1310, UL-RU certified

12V 60w Class II Driver



53304

- 7.1"L x 2.4"W x 1.4"H
- Electronic direct wire driver
- 120V-264V input
- 12V, 5A output
- Short circuit protection, overload protection, over voltage protection
- Constant current
- Operating temperature: -4°F to 140°F
- IP64 rated
- Includes 72" 4-Pin output cord
- Class II UL1310, UL-RU certified

12V 60w ClassII Plug-In Driver



53275

- 4.75"L x 2"W x 1.25"H
- Electronic plug-in driver
- 120V-240V input
- 12V, 5A output
- Short circuit protection, overload protection, over voltage protection
- Operating temperature: 32°F to 104°F
- Includes 72" 4-Pin output cord
- Class II, UL certified

12V Dimmable Driver

12V 60w ClassII Dimmable Driver



53310

- 6"L x 2.5"W x 2.25"H
- Magnetic direct wire driver
- 120V input
- 12V, 5A output
- Short circuit protection, overload protection
- Operating temperature: -22°F to 140°F
- Includes 72" 4-Pin output cord
- Class II UL2108, ETL Certified
- Requires magnetic low voltage dimmer (not included)

24V Driver

STARSTRAND™

24V 60w Plug-In Driver



53313

- Electronic plug-in driver
- 120V-240V input
- 24V, 2.5A output
- Short circuit protection, overload protection, over voltage protection
- Operating temperature: 32°F to 104°F
- Includes 72" 6-Pin output cord

24V 96w Class II Driver



53286

- 8"L x 3.8"W x 1.5"H
- Electronic direct wire driver
- 120V-264V input
- 24V, 4A output
- Short circuit protection, overload protection, over temperature, over voltage protection
- Power factor control, constant current
- Operating temperature: -22°F to 122°F
- Includes 72" 6-Pin output cord
- Class II UL 1310, UL-RU certified

24V 60w Class II Driver



53318

- 7.1"L x 2.4"W x 1.4"H
- Electronic direct wire driver
- 120V-264V input
- 24V, 2.5A output
- Short circuit protection, overload protection, over voltage protection
- Constant current
- Operating temperature: -4°F to 140°F
- IP64 rated
- Includes 72" 6-Pin output cord
- Class II UL 1310, UL-RU certified

24V 150w Driver



53287

- 7.75"L x 3.75"W x 1.5"H
- Electronic direct wire driver
- 120V/240V input
- 24V, 6.5A output
- Short circuit protection, overload protection, over voltage protection
- Operating temperature: 14°F to 140°F
- Includes 72" 6-Pin output cord
- UL 1012, UL-RU certified

24V 75w Plug-In Driver



53320

- Electronic plug-in driver
- 120V-264V input
- 24V, 3A output
- Short circuit protection, overload protection, over voltage protection
- Operating temperature: 32°F to 104°F
- Includes 72" 6-Pin output cord

24V 320w Driver



53288

- 8.5"L x 4.5"W x 2.25"H
- Electronic direct wire driver
- 120V/240V input
- 24V, 12.5A output
- Short circuit protection, overload protection, over temperature, over voltage protection
- Operating temperature: 14°F to 140°F
- Includes two 72" 6-Pin output cords
- UL 60950-1, UL-RU certified

24V 480w Driver



53289

- 11"L x 5"W x 1.7"H
- Electronic direct wire driver
- 120V-264V input
- 24V, 20A output
- Short circuit protection, overload protection, over temperature, over voltage protection
- Power Factor Control, Constant current
- Operating temperature: -4°F to 140°F
- Includes two 72" 6-Pin output cords
- UL 60950-1, UL-RU certified

24V Weatherproof Drivers

STARSTRAND™

24V 100w Weatherproof Class II Dimmable Driver



- 53316**
6"L x 2.5"W x 2.25"H
- Magnetic direct wire driver
 - 120V input
 - 24V, 4A output
 - Short circuit protection, overload protection
 - Operating temperature: -22°F to 140°F
 - Includes 72" weatherproof output cord
 - Class II UL2108, ETL Certified
 - Requires magnetic low voltage dimmer (not included)

24V 150w Weatherproof Class II Driver



- 53381**
8.75"L x 2.75"W x 1.5"H
- Electronic direct wire driver
 - 120V-277V input
 - 24V, 6.3A output
 - Short circuit protection, overload protection, over temperature, over voltage protection
 - Power factor control, constant current
 - Operating temperature: -22°F to 158°F
 - IP67 rated
 - Includes 72" weatherproof output cord
 - Class II UL 1012, 60950-1, UL-RU certified

24V 60w Weatherproof Class II Driver



- 53380**
7.75"L x 2.5"W x 1.5"H
- Electronic direct wire driver
 - 120V-277V input
 - 24V, 2.5A output
 - Short circuit protection, overload protection, over temperature, over voltage protection
 - Power factor control, constant current
 - Operating temperature: -22°F to 158°F
 - IP67 rated
 - Includes 72" weatherproof output cord
 - Class II UL 879, 8750, 1310, UL-RU certified

24V Dimmable Drivers

24V 60w Class II Dimmable Driver



- 53311**
6"L x 2.5"W x 2.25"H
- Magnetic direct wire driver
 - 120V input
 - 24V, 2.5A output
 - Short circuit protection, overload protection
 - Operating temperature: -22°F to 140°F
 - Includes 72" 6-Pin output cord
 - Class II UL2108, ETL Certified
 - Requires magnetic low voltage dimmer (not included)

24V 100w Weatherproof Class II Dimmable Driver



- 53316**
6"L x 2.5"W x 2.25"H
- Magnetic direct wire driver
 - 120V input
 - 24V, 4A output
 - Short circuit protection, overload protection
 - Operating temperature: -22°F to 140°F
 - Includes 72" weatherproof output cord
 - Class II UL2108, ETL Certified
 - Requires magnetic low voltage dimmer (not included)

24V 100w Class II Dimmable Driver



- 53314**
6"L x 2.5"W x 2.25"H
- Magnetic direct wire driver
 - 120V input
 - 24V, 4A output
 - Short circuit protection, overload protection
 - Operating temperature: -22°F to 140°F
 - Includes 72" 6-Pin output cord
 - Class II UL2108, ETL Certified
 - Requires magnetic low voltage dimmer (not included)

Outdoor Energy Efficient &
Dark Sky Lighting



Maxim Lighting celebrates the simple wonders of nature with innovative outdoor lighting that complements the character of a home. As the sun sets, our exterior collections create a warm, inviting al-fresco atmosphere. While illuminating nature's beauty, Maxim Lighting also preserves it. These select wall mounts, posts, and hanging lanterns in a variety of designs, finishes, and materials are energy saving, come equipped with ENERGY STAR certification, and Dark Sky lighting to help ensure that future generations continue to enjoy the magnificent outdoors.



New Age LED

The contemporary New Age LED outdoor collection features an aluminum frame finished in Textured Ebony supporting a Clear glass cylinder. A seeded acrylic post floats down the center, illuminated by LED for the ultimate in energy savings and low maintenance.

- 3500 K Color Temperature
- 50,000 Rated Life Hours

88353CLTE 1-Light Wall Sconce
Textured Ebony
6.25"W x 19.75"H x 6.5"Ext.
HCO 5" • BP 5"W x 8"H
7.5w LED (Included)
480 Rated Lumens



88354CLTE 1-Light Wall Sconce
Textured Ebony
8.25"W x 22.25"H x 8.5"Ext.
HCO 6.5" • BP 5.5"W x 11.5"H
7.5w LED (Included)
480 Rated Lumens





88352CLTE 1-Light Wall Sconce
 Textured Ebony
 6.25"W x 12.5"H x 6.5"Ext.
 HCO 5" • BP 5"W x 8"H
 7.5w LED (Included)
 480 Rated Lumens



88357CLTE 1-Light Pendant
 Textured Ebony
 8.25"W x 26"H x 44.25"OAH
 7.5w LED (Included)
 480 Rated Lumens



88350CLTE 1-Light Post
 Textured Ebony
 8.25"W x 26"H
 7.5w LED (Included)
 480 Rated Lumens

Optic LED

Two different light sources create the unique effect of the Optic LED outdoor collection powered by Nichia LEDs. The upper-light source concealed in the top moves light forward while complying with Dark Sky requirements. The lower concealed light source spreads light directly on the ground below where it is needed most. Most important, Optic LED offers the ultimate in energy savings and long life.

- 3500 K Color Temperature
- 30,000 Rated Life Hours
- Aluminum Housing

88254 ABZ, PL 2-Light Wall Sconce
8"W x 18"H x 3.75"Ext.
HCO 8" • BP 7"W x 12.5"H
1.3w and 3.7w GX5.3 MR16 LED (Included)
320 Rated Lumens



88252 ABZ, PL 2-Light Wall Sconce
6.5"W x 14"H x 3.75"Ext.
HCO 6" • BP 5.5"W x 8.75"H
1.3w and 3.7w GX5.3 MR16 LED (Included)
320 Rated Lumens



88250 ABZ, PL 2-Light Wall Sconce
8"W x 11"H x 3.75"Ext.
HCO 4.5" • BP 7"W x 6"H
2 x 1.3w GX5.3 MR16 LED (Included)
180 Rated Lumens





85006 FTOI, FTSST 2-Light Wall
 6.5"W x 12"H x 4"Ext.
 HCO 6" • BP 6.5"W x 12"H
 2 x 13w GU24 Bulbs (Included)
 1800 Rated Lumens



85005 FTOI, FTSST 1-Light Wall
 6.5"W x 9"H x 4"Ext.
 HCO 3.5" • BP 6.5"W x 9"H
 1 x 13w GU24 Bulb (Included)
 900 Rated Lumens



Arc EE

- Self-Ballasted GU24 Bulb
- 2700 K Color Temperature
- 10,000 Rated Life Hours
- Stainless Steel



85002 FTOI 1-Light Wall
 Oil Rubbed Beonze
 6.5"W x 12"H x 4"Ext.
 HCO 6" • BP 6.5"W x 12"H
 1 x 26w Quad PL Bulb
 1850 Rated Lumens



85000 FTOI 1-Light Wall
 Oil Rubbed Beonze
 6.5"W x 9"H x 4"Ext.
 HCO 3.5" • BP 6.5"W x 9"H
 1 x 13w Quad PL Bulb
 900 Rated Lumens



Arc CF

- Electronic NPE Ballast
- 2700 K Color Temperature
- 10,000 Rated Life Hours
- Stainless Steel

800.486.2946

maximlighting.com

Luna EE

- Self-Ballasted GU24 Bulb
- 2700 K Color Temperature
- 10,000 Rated Life Hours
- Aluminum
- Indoor and Outdoor Application



85217WTBM 2-Light Flush Mount
Brushed Metal
11"W x 5"H
2 x 13w GU24 Bulbs (Included)
1800 Rated Lumens
CA
T24



85216WTBM 2-Light Wall
Brushed Metal
9"W x 21"H x 4"Ext.
HCO 10.5" • BP 8"W x 20"H
2 x 13w GU24 Bulbs (Included)
1800 Rated Lumens
CA ♿
T24



85215WTBM 1-Light Wall
Brushed Metal
9"W x 12"H x 4"Ext.
HCO 7" • BP 8"W x 11"H
1 x 13w GU24 Bulb (Included)
900 Rated Lumens
CA ♿
T24



85213WTBM 1-Light Pendant
 Brushed Metal
 7.25"W x 15"H
 1 x 18w GU24 Bulb (Included)
 1355 Rated Lumens
CA
 T24



85214WTBM 1-Light Pendant
 Brushed Metal
 9.5"W x 22.5"H
 1 x 26w GU24 Bulb (Included)
 1760 Rated Lumens
CA
 T24



85218WSOI 1-Light Wall
 Oil Rubbed Bronze
 7"W x 12"H x 4"Ext.
 HCO 6" • BP 5.5"W x 10.5"H
 1 x 13w GU24 Bulb (Included)
 900 Rated Lumens
CA ♿
 T24




85219WSOI 2-Light Wall
 Oil Rubbed Bronze
 7"W x 21"H x 4"Ext.
 HCO 10.5" • BP 5.5"W x 19.75"H
 2 x 13w GU24 Bulbs (Included)
 1800 Rated Lumens
CA ♿
 T24

Beam EE

The Beam EE Collection features low-profile wall lighting designed with versatility and energy saving technology. Fixtures are constructed of stainless steel to allow for outdoor installation, and with the low-profile design, the Beam EE Collection can also be used interior for corridors and hallways with ADA compliance. The fluorescent light source saves energy and allows for maintenance-free operation. The White acrylic lens is durable and strong. The metal is finished in either Stainless Steel or Oil Rubbed Bronze.

- 2700 K Color Temperature
- 10,000 Rated Life Hours
- Indoor and Outdoor Application



86300 WTOI, WTSST
1-Light Wall Sconce
6.75"W x 12"H x 2.25"Ext.
HCO 8" • BP 6.5"W x 11.75"H
1 x 13w 2GX7 Bulb (Included)
840 Rated Lumens



86303 WTOI, WTSST
1-Light Wall Sconce
6.75"W x 16"H x 2.25"Ext.
HCO 8" • BP 6.5"W x 15.75"H
1 x 18w 2G11 Bulb (Included)
1250 Rated Lumens



54340 WTOI, WTSST
1-Light Wall Sconce
6"W x 12"H x 2.25"Ext.
HCO 6" • BP 5"W x 10.75"H
1 x 13w 2GX7 Bulb (Included)
840 Rated Lumens





54341 WTOI,WTSST
 1-Light Wall Sconce
 7.5"W x 16"H x 2.75"Ext.
 HCO 8" • BP 6.25"W x 15"H
 1 x 18w 2G11 Bulb (Included)
 1250 Rated Lumens



54345 WTOI,WTSST
 1-Light Wall Sconce
 6"W x 12"H x 2.25"Ext.
 HCO 6" • BP 4.25"W x 11.75"H
 1 x 13w 2GX7 Bulb (Included)
 840 Rated Lumens



54346 WTOI,WTSST
 1-Light Wall Sconce
 7"W x 16"H x 2.75"Ext.
 HCO 8" • BP 4.25"W x 15.75"H
 1 x 18w 2G11 Bulb (Included)
 1250 Rated Lumens



Zenith EE

These contemporary, European-designed fluorescent outdoor fixtures are a perfect combination of energy efficiency and durability. The Zenith Collection features die-cast metal frames painted with a polyurethane powder coat, finished in Platinum or Architectural Bronze. The durable white acrylic lens diffuses the light nicely. The fluorescent light source gives the ultimate in energy saving and long life.

- 2700 K Color Temperature
- 10,000 Rated Life Hours
- Indoor and Outdoor Application



86204 WTABZ,WTPL
1-Light Wall Sconce
10.25"W x 10.25"H x 4"Ext.
HCO 5" • BP 10.25"W x 10.25"H
1 x 18w G24q-2 Bulb (Included)
1250 Rated Lumens



86208 WTABZ,WTPL
1-Light Wall Sconce
10.25"W x 10.25"H x 4"Ext.
HCO 5" • BP 10.25"W x 10.25"H
1 x 18w G24q-2 Bulb (Included)
1250 Rated Lumens



86206 WTABZ,WTPL
1-Light Wall Sconce
10.25"W x 10.25"H x 3.75"Ext.
HCO 5" • BP 10.25"W x 10.25"H
1 x 18w G24q-2 Bulb (Included)
1250 Rated Lumens



86207 WTABZ,WTPL
2-Light Wall Sconce
14.5"W x 14.5"H x 4"Ext.
HCO 7.25" • BP 14.5"W x 14.5"H
2 x 18w 2G11 Bulbs (Included)
2500 Rated Lumens



86205 WTABZ,WTPL
2-Light Wall Sconce
14.5"W x 14.5"H x 4.5"Ext.
HCO 7.25" • BP 14.5"W x 14.5"H
2 x 18w 2G11 Bulbs (Included)
2500 Rated Lumens





86202 WTABZ,WTPL
 2-Light Wall Sconce
 7.25"W x 12"H x 3.5"Ext.
 HCO 6" • BP 7.5"W x 12"H
 2 x 13w 2GX7 Bulbs (Included)
 1680 Rated Lumens




86201 WTABZ,WTPL
 2-Light Wall Sconce
 7.25"W x 12"H x 3.25"Ext.
 HCO 6" • BP 7.5"W x 12"H
 2 x 13w 2GX7 Bulbs (Included)
 1680 Rated Lumens




86200 WTABZ,WTPL
 2-Light Wall Sconce
 7.25"W x 12"H x 3.5"Ext.
 HCO 6" • BP 7.5"W x 12"H
 2 x 13w 2GX7 Bulbs (Included)
 1680 Rated Lumens





86197 WTABZ,WTPL
 1-Light Wall Sconce
 10"W x 4.75"H x 5.25"Ext.
 HCO 2.5" • BP 3.75"W x 3.75"H
 1 x 18w GU24 Bulb (Included)
 1355 Rated Lumens
 Light Output from Top and Bottom

CA
 T24



86195 WTABZ,WTPL
 2-Light Wall Sconce
 8"W x 13.5"H x 4"Ext.
 HCO 6.75" • BP 8"W x 9"H
 2 x 13w 2GX7 Bulbs (Included)
 1680 Rated Lumens

CA
 T24



86222 WTABZ,WTPL
 1-Light Wall Sconce
 7.25"W x 12"H x 3.5"Ext.
 HCO 6" • BP 7"W x 9.75"H
 1 x 18w GU24 Bulb (Included)
 1355 Rated Lumens

CA
 T24



86194 WTABZ, WTPL
 1-Light Wall Sconce
 9"W x 12"H x 11"Ext.
 HCO 9.75" • BP 4.5"W x 4.5"H
 1 x 18w GU24 Bulb (Included)
 1355 Rated Lumens

CA
 T24



86192 WTABZ, WTPL
 1-Light Wall Sconce
 9.75"W x 9.5"H x 5.25"Ext.
 HCO 4.75" • BP 6.75"W x 9.25"H
 1 x 18w GU24 Bulb (Included)
 1355 Rated Lumens

CA
 T24



86190 WTABZ, WTPL 1-Light Post
 9"W x 12.5"H
 1 x 18w GU24 Bulb (Included)
 1355 Rated Lumens

CA
 T24

Westport EE

VIVEX™

- 2700 K Color Temperature
- 10,000 Rated Life Hours
- Self-Ballasted GU24 Bulb

85405MCAT 1-Light Wall
Artesian Bronze
13"W x 25"H x 16"Ext.
HCO 10.5" • BP 5.5"W x 11.5"H
1 x 26w GU24 Bulb (Included)
1760 Rated Lumens

CA
T24



85404MCAT 1-Light Wall
Artesian Bronze
10.5"W x 21"H x 14"Ext.
HCO 8.5" • BP 5.5"W x 11.5"H
1 x 18w GU24 Bulb (Included)
1355 Rated Lumens

CA
T24



85403MCAT 1-Light Wall
Artesian Bronze
9"W x 17.5"H x 11.5"Ext.
HCO 7" • BP 4.5"W x 7.5"H
1 x 13w GU24 Bulb (Included)
900 Rated Lumens

CA
T24



85409MCAT 2-Light Flush Mount
Artesian Bronze
13"W x 6.5"H
2 x 13w GU24 Bulbs (Included)
1800 Rated Lumens

CA
T24



85407MCAT 1-Light Pendant
Artesian Bronze
10.5"W x 21.5"H
1 x 18w GU24 Bulb (Included)
1355 Rated Lumens

CA
T24



85400MCAT 1-Light Post
Artesian Bronze
10.5"W x 23"H
1 x 18w GU24 Bulb (Included)
1355 Rated Lumens

CA
T24



85402MCAT 1-Light Wall
Artesian Bronze
7"W x 12"H x 9"Ext.
HCO 5.5" • BP 4.5"W x 7.5"H
1 x 13w GU24 Bulb (Included)
900 Rated Lumens

CA
T24

Balboa EE

VIVEX™

- 2700 K Color Temperature
- 10,000 Rated Life Hours
- Self-Ballasted GU24 Bulb

85165GFCO 1-Light Wall
Copper Oxide
12"W x 17.5"H x 14"Ext.
HCO 6" • BP 6"W x 11.5"H
1 x 26w GU24 Bulb (Included)
1760 Rated Lumens

CA
T24



85164GFCO 1-Light Wall
Copper Oxide
10"W x 14"H x 11.5"Ext.
HCO 6" • BP 5.25"W x 10"H
1 x 18w GU24 Bulb (Included)
1355 Rated Lumens

CA
T24



85163GFCO 1-Light Wall
Copper Oxide
7.5"W x 11.5"H x 9.5"Ext.
HCO 4" • BP 4.5"W x 7.5"H
1 x 13w GU24 Bulb (Included)
900 Rated Lumens

CA
T24



85162GFCO 1-Light Wall
 Copper Oxide
 6.5"W x 9.5"H x 8"Ext.
 HCO 4" • BP 4.5"W x 7.5"H
 1 x 13w GU24 Bulbs (Included)
 900 Rated Lumens
CA
 T24



85167GFCO 1-Light Pendant
 Copper Oxide
 12"W x 18.5"H
 1 x 26w GU24 Bulb (Included)
 1760 Rated Lumens
CA
 T24



85160GFCO 1-Light Post
 Copper Oxide
 10"W x 15.5"H
 1 x 18w GU24 Bulb (Included)
 1355 Rated Lumens
CA
 T24

Lake Shore EE

VIVEX™

- 2700 K Color Temperature
- 10,000 Rated Life Hours
- Self-Ballasted GU24 Bulb

85482LTAP 1-Light Wall
Antique Pecan
7"W x 9.5"H x 7.5"Ext.
HCO 3" • BP 5.25"W x 9.5"H
1 x 13w GU24 Bulb (Included)
900 Rated Lumens

CA
T24



85483LTAP 1-Light Wall
Antique Pecan
8.5"W x 16.5"H x 10"Ext.
HCO 8.5" • BP 5.5"W x 12.5"H
1 x 13w Gu24 Bulb (Included)
900 Rated Lumens

CA
T24



85484LTAP 1-Light Wall
Antique Pecan
11"W x 21"H x 12.5"Ext.
HCO 9.5" • BP 5.5"W x 17.5"H
1 x 18w GU24 Bulb (Included)
1355 Rated Lumens

CA
T24



85487LTAP 1-Light Pendant
Antique Pecan
11"W x 17"H
1 x 18w GU24 Bulb (Included)
1355 Rated Lumens

CA
T24



85485LTAP 1-Light Wall
Antique Pecan
12"W x 25"H x 14.5"Ext.
HCO 11.5" • BP 7"W x 20.5"H
1 x 26w GU24 Bulb (Included)
1760 Rated Lumens

CA
T24

Pacific Heights EE

VIVEX™

- 2700 K Color Temperature
- 10,000 Rated Life Hours
- Self-Ballasted GU24 Bulb

85493TLML 1-Light Wall
Mottled Leather
8.5"W x 17.5"H x 10.5"Ext.
HCO 8" • BP 5.5"W x 12.5"H
1 x 13w GU24 Bulb (Included)
900 Rated Lumens

CA
T24



85494TLML 1-Light Wall
Mottled Leather
11"W x 23.5"H x 12.5"Ext.
HCO 12" • BP 6.75"W x 15.5"H
1 x 18w GU24 Bulb (Included)
1355 Rated Lumens

CA
T24



85495TLML 1-Light Wall
Mottled Leather
13.5"W x 27.5"H x 16"Ext.
HCO 18" • BP 6.5"W x 14.5"H
1 x 26w GU24 Bulb (Included)
1760 Rated Lumens

CA
T24

800.486.2946

maximlighting.com



85492TLML 1-Light Wall
 Mottled Leather
 6.5"W x 10"H x 7"Ext.
 HCO 3.5" • BP 5"W x 9"H
 1 x 13w GU24 Bulb (Included)
 900 Rated Lumens
CA
 T24



85497TLML 1-Light Pendant
 Mottled Leather
 11"W x 20.5"H
 1 x 18w GU24 Bulb (Included)
 1355 Rated Lumens
CA
 T24



85490TLML 1-Light Post
 Mottled Leather
 11"W x 22"H
 1 x 18w GU24 Bulb (Included)
 1355 Rated Lumens
CA
 T24

Coldwater EE

- Self-Ballasted GU24 Bulb
- 2700 K Color Temperature
- 10,000 Rated Life Hours
- Aluminum

85054HOBU 1-Light Wall
Burnished
9" W X 16"H X 10"Ext.
HCO 6" • BP 4.5"W x 9.5"H
1 x 26w GU24 Bulb (Included)
1760 Rated Lumens



85050HOBU 1-Light Wall
Burnished
6" W X 7.5"H X 6"Ext.
HCO 3.5" • BP 5"W x 7.25"H
1 x 18w GU24 Bulb (Included)
1355 Rated Lumens



85051HOBU 2-Light Wall
Burnished
9" W X 11"H X 6"Ext.
HCO 4" • BP 8W x 11H
2 x 13w GU24 Bulbs (Included)
1800 Rated Lumens







85059HOBU 2-Light Flush Mount
 Burnished
 9"W X 5"H
 2 x 13w GU24 Bulbs (Included)
 1800 Rated Lumens
CA
 T24



85055HOBU 1-Light Post
 Burnished
 6"W X 12"H
 1 x 18w GU24 Bulb (Included)
 1355 Rated Lumens
CA
 T24



85053HOBU 1-Light Wall
 Burnished
 6" W X 12"H X 8.5"Ext.
 HCO 2.5" • BP 4.5"W x 9.5"H
 1 x 18w GU24 Bulb (Included)
 1355 Rated Lumens
CA  
 T24

Cambria EE

- Self-Ballasted GU24 Bulb
- 2700 K Color Temperature
- 10,000 Rated Life Hours]
- Die Cast Aluminum

85195FCCH 1-Light Wall
Chocolate
13" W x 22.5"H x 16"Ext.
HCO 13" • BP 9"W x 15"H
1 x 26w GU24 Bulb (Included)
1760 Rated Lumens



85194FCCH 1-Light Wall
Chocolate
10" W x 17.5"H x 14"Ext.
HCO 11.5" • BP 7"W x 13"H
1 x 18w GU24 Bulb (Included)
1355 Rated Lumens



85193FCCH 1-Light Wall
Chocolate
7" W x 10.5"H x 8"Ext.
HCO 4" • BP 5"W x 8"H
1 x 13w GU24 Bulb (Included)
900 Rated Lumens



800.486.2946

maximlighting.com

85190FCCH 1-Light Post
Chocolate
10" W x 15"H
1 x 18w GU24 Bulb (Included)
1355 Rated Lumens

CA
T24



85199FCCH 1-Light Pendant
Chocolate
13"W x 21.5"H
1 x 26w GU24 Bulb (Included)
1760 Rated Lumens

CA
T24



85191FCCH 1-Light Post
Chocolate
13"W x 22"H
1 x 26w GU24 Bulb (Included)
1760 Rated Lumens

CA
T24

Carriage House EE

- Self-Ballasted GU24 Bulb
- 2700 K Color Temperature
- 10,000 Rated Life Hours
- Die Cast Aluminum



85523MOOB 1-Light Wall
Oriental Bronze
9"W x 20"H x 12.5"Ext.
HCO 11" • BP 6"W x 13"H
1 x 13w GU24 Bulb (Included)
900 Rated Lumens



85524MOOB 1-Light Wall
Oriental Bronze
12.5"W x 26.5"H x 15.5"Ext.
HCO 13.5" • BP 6.5"W x 15.5"H
1 x 18w GU24 Bulb (Included)
1355 Rated Lumens



800.486.2946



85525MOOB 1-Light Wall
Oriental Bronze
14"W x 31"H x 18.5"Ext.
HCO 15.5" • BP 6.5"W x 15.5"H
1 x 26w GU24 Bulb (Included)
1760 Rated Lumens



85596MOOB 1-Light Wall
Oriental Bronze
9"W x 20"H x 12.5"Ext.
HCO 8" • BP 6"W x 13"H
1 x 13w GU24 Bulb (Included)
900 Rated Lumens



maximlighting.com



85595MOOB 1-Light Wall
 Oriental Bronze
 6"W x 12.5"H x 7.5"Ext.
 HCO 7" • BP 5"W x 9"H
 1 x 13w GU24 Bulb (Included)
 900 Rated Lumens
 CA T24



85522MOOB 1-Light Wall
 Oriental Bronze
 9"W x 16"H x 12"Ext.
 HCO 11" • BP 6"W x 13"H
 1 x 13w GU24 Bulb (Included)
 900 Rated Lumens
 CA T24



85527MOOB 1-Light Pendant
 Oriental Bronze
 12.5"W x 24.5"H
 1 x 18w GU24 Bulb (Included)
 1355 Rated Lumens
 CA T24



85520MOOB 1-Light Post
 Oriental Bronze
 12.5"W x 26.5"H
 1 x 18w GU24 Bulb (Included)
 1355 Rated Lumens
 CA T24



85529MOOB 2-Light Flush Mount
 Oriental Bronze
 12.5"W x 9.5"H
 2 x 13w GU24 Bulbs (Included)
 1800 Rated Lumens
 CA T24

Carriage House EE

- No Photocell
- Self-Ballasted GU24 Bulb
- 2700 K Color Temperature
- 10,000 Rated Life Hours
- Die Cast Aluminum



86522MOOB 1-Light Wall
 Oriental Bronze
 9"W x 16"H x 12"Ext.
 HCO 11" • BP 6"W x 13"H
 1 x 13w GU24 Bulb (Included)
 900 Rated Lumens

CA
 T24

86523MOOB 1-Light Wall
 Oriental Bronze
 9"W x 20"H x 12.5"Ext.
 HCO 11" • BP 6"W x 13"H
 1 x 13w GU24 Bulb (Included)
 900 Rated Lumens

CA
 T24



86595MOOB 1-Light Wall
 Oriental Bronze
 6"W x 12.5"H x 7.5"Ext.
 HCO 7" • BP 5"W x 9"H
 1 x 13w GU24 Bulb (Included)
 900 Rated Lumens

CA
 T24

86525MOOB 1-Light Wall
 Oriental Bronze
 14"W x 31"H x 18.5"Ext.
 HCO 15.5" • BP 6.5"W x 15.5"H
 1 x 26w GU24 Bulb (Included)
 1760 Rated Lumens

CA
 T24



86524MOOB 1-Light Wall
 Oriental Bronze
 12.5"W x 26.5"H x 15.5"Ext.
 HCO 13.5" • BP 6.5"W x 15.5"H
 1 x 18w GU24 Bulb (Included)
 1355 Rated Lumens

CA
 T24



800.486.2946

maximlighting.com

Dover EE



86096FSBZ 1-Light Wall
Bronze
6.5"W x 9.5" H x 7.5" Ext.
HCO 5" • BP 5"W x 6.5"H
1 x 13w GU24 Bulb (Included)
900 Rated Lumens

CA
T24



- No Photocell
- Self-Ballasted GU24 Bulb
- 2700 K Color Temperature
- 10,000 Rated Life Hours
- Die Cast Aluminum

86093FSBZ 1-Light Wall
Bronze
8"W x 19.5" H x 9.5" Ext.
HCO 11.5" • BP 5"W x 10.5"H
1 x 13w GU24 Bulb (Included)
900 Rated Lumens

CA
T24



86095FSBZ 1-Light Wall
Bronze
12"W x 31.5" H x 15.5" Ext.
HCO 15.5" • BP 7"W x 15.75"H
1 x 26w GU24 Bulb (Included)
1760 Rated Lumens

CA
T24



86094FSBZ 1-Light Wall
Bronze
10"W x 24.5" H x 13" Ext.
HCO 13.5" • BP 7"W x 15.75"H
1 x 18w GU24 Bulb (Included)
1355 Rated Lumens


CA
T24

800.486.2946


maximlighting.com


Dover EE

- Self-Ballasted GU24 Bulb
- 2700 K Color Temperature
- 10,000 Rated Life Hours
- Die Cast Aluminum

85093FSBZ 1-Light Wall
Bronze
8"W x 19.5" H x 9.5" Ext.
HCO 11.5" • BP 5"W x 10.5"H
1 x 13w GU24 Bulb (Included)
900 Rated Lumens
CA T24 



85095FSBZ 1-Light Wall
Bronze
12"W x 31.5" H x 15.5" Ext.
HCO 15.5" • BP 7"W x 15.75"H
1 x 26w GU24 Bulb (Included)
1760 Rated Lumens
CA T24 

85094FSBZ 1-Light Wall
Bronze
10"W x 24.5" H x 13" Ext.
HCO 13.5" • BP 7"W x 15.75"H
1 x 18w GU24 Bulb (Included)
1355 Rated Lumens
CA T24 



800.486.2946

maximlighting.com



85096FSBZ 1-Light Wall
Bronze
6.5"W x 9.5" H x 7.5" Ext.
HCO 5" • BP 5"W x 6.5"H
1 x 13w GU24 Bulb (Included)
900 Rated Lumens



85099FSBZ 1-Light Pendant
Bronze
12"W x 20" H
1 x 26w GU24 Bulb (Included)
1760 Rated Lumens



85092FSBZ 1-Light Post
Bronze
12"W x 25.5" H
1 x 26w GU24 Bulb (Included)
1760 Rated Lumens



Knob Hill EE

- Self-Ballasted GU24 Bulb
- 2700 K Color Temperature
- 10,000 Rated Life Hours
- Die Cast Aluminum

85466SFSE 1-Light Wall
 Sienna
 13"W x 33"H x 18.5"Ext.
 HCO 16" • BP 7.5"W x 15"H
 1 x 26w GU24 Bulb (Included)
 1760 Rated Lumens



85465SFSE 1-Light Wall
 Sienna
 10"W x 24.5"H x 14.5"Ext
 HCO 11" • BP 4.75"W x 9.5"H
 1 x 26w GU24 Bulb (Included)
 1760 Rated Lumens



85464SFSE 1-Light Wall
 Sienna
 8"W x 19.5"H x 12"Ext.
 HCO 9.75" • BP 4.75"W x 9.5"H
 1 x 13w GU24 Bulb (Included)
 900 Rated Lumens



800.486.2946

maximlighting.com



85462SFSE 1-Light Wall
Sienna
6"W x 14"H x 7"Ext.
HCO 9" • BP 4.75"W x 9.5"H
1 x 13w GU24 Bulb (Included)
900 Rated Lumens

CA
T24



85468SFSE 1-Light Pendant
Sienna
13"W x 26.5"H
1 x 26w GU24 Bulb (Included)
1760 Rated Lumens

CA
T24



85460SFSE 1-Light Post
Sienna
10"W x 22.5"H
1 x 18w GU24 Bulb (Included)
1355 Rated Lumens

CA
T24





85469SFSE 2-Light Flush Mount
Sienna
13"W x 6"H
2 x 13w GU24 Bulbs (Included)
1800 Rated Lumens

CA
T24

Morrow Bay EE

- Self-Ballasted GU24 Bulb
- 2700 K Color Temperature
- 10,000 Rated Life Hours
- Die Cast Aluminum





85184LTET 1-Light Wall
Earth Tone
8.5"W x 20"H x 9.5"Ext.
HCO 9.5" • BP 5.5"W x 12.5"H
1 x 18w GU24 Bulb (Included)
1355 Rated Lumens
CA T24  



85189LTET 1-Light Wall
Earth Tone
13.5"W x 32.5"H x 14.5"Ext.
HCO 15" • BP 7"W x 21"H
1 x 26w GU24 Bulb (Included)
1760 Rated Lumens
CA T24  



85188LTET 1-Light Wall
Earth Tone
10.5"W x 27"H x 11"Ext.
HCO 12.5" • BP 5.25"W x 17.25"H
1 x 26w GU24 Bulb (Included)
1760 Rated Lumens
CA T24  



85183LTET 1-Light Wall
 Earth Tone
 7" W x 14"H x 7.5"Ext.
 HCO 8" • BP 5"W x 11"H
 1 x 13w GU24 Bulb (Included)
 900 Rated Lumens
 CA T24



85187LTET 1-Light Pendant
 Earth Tone
 13.5" W x 26"H
 1 x 26w GU24 Bulb (Included)
 1760 Rated Lumens
 CA T24



85181LTET 1-Light Post
 Earth Tone
 10.5"W x 24"H
 1 x 18w GU24 Bulb (Included)
 1355 Rated Lumens
 CA T24

Nantucket EE

- Self-Ballasted GU24 Bulb
- 2700 K Color Temperature
- 10,000 Rated Life Hours
- Forged Iron

85081FSCF 1-Light Wall
Country Forge
6.5"W x 10.5"H x 9.5"Ext.
HCO 4" • BP 4.5"W x 8"H
1 x 13w GU24 Bulb (Included)
900 Rated Lumens



85085FSCF 1-Light Wall
Country Forge
11"W x 32"H x 15.5"Ext.
HCO 15.5" • BP 4.5"W x 18"H
1 x 26w GU24 Bulb (Included)
1760 Rated Lumens





85084FSCF 1-Light Wall
Country Forge
8.5"W x 23"H x 11"Ext.
HCO 13.5" • BP 4.75"W x 14"H
1 x 18w GU24 Bulb (Included)
1355 Rated Lumens



85080FSCF 1-Light Post
Country Forge
8.5"W x 22.5"H
1 x 18w GU24 Bulb (Included)
1355 Rated Lumens



Odessa EE

- Self-Ballasted GU24 Bulb
- 2700 K Color Temperature
- 10,000 Rated Life Hours
- Die Cast Aluminum

85014LTES 1-Light Wall
Espresso
9"W x 21.5" H x 12.5" Ext.
HCO 10" • BP 4.5"W x 12"H
1 x 18w GU24 Bulb (Included)
1355 Rated Lumens



85015LTES 1-Light Wall
Espresso
11.5"W x 26.5" H x 15" Ext.
HCO 12" • BP 5"W x 14.5"H
1 x 26w GU24 Bulb (Included)
1760 Rated Lumens



85013LTES 1-Light Wall
Espresso
7"W x 16" H x 8.5" Ext.
HCO 7.5" • BP 4.5"W x 11.5"H
1 x 13w GU24 Bulb (Included)
900 Rated Lumens



800.486.2946

maximlighting.com



85011LTES 1-Light Post
Espresso
11.5"W x 24.5" H
1 x 26w GU24 Bulb (Included)
1760 Rated Lumens
CA
T24



85019LTES 1-Light Pendant
Espresso
11.5"W x 23" H
1 x 26w Gu24 Bulb (Included)
1760 Rated Lumens
CA
T24



85010LTES 1-Light Post
Espresso
9"W x 20.5" H
1 x 18w GU24 Bulb (Included)
1355 Rated Lumens
CA
T24

Santa Barbara EE

- Self-Ballasted GU24 Bulb
- 2700 K Color Temperature
- 10,000 Rated Life Hours
- Die Cast Aluminum

85031MOSE 1-Light Wall

Sienna
 5.5"W x 10"H x 8"Ext.
 HCO 6" • BP 4"W x 7.5"H
 1 x 13w GU24 Bulb (Included)
 900 Rated Lumens



85035MOSE 1-Light Wall

Sienna
 11"W x 20"H x 13.5"Ext.
 HCO 6" • BP 7"W x 17"H
 1 x 26w GU24 Bulb (Included)
 1760 Rated Lumens



85034MOSE 1-Light Wall

Sienna
 9"W x 16"H x 11"Ext.
 HCO 3.5" • BP 6"W x 14"H
 1 x 18w GU24 Bulb (Included)
 1355 Rated Lumens



85033MOSE 1-Light Wall

Sienna
 7"W x 13"H x 8.5"Ext.
 HCO 4" • BP 5.5"W x 10"H
 1 x 13w GU24 Bulb (Included)
 900 Rated Lumens



85030MOSE 1-Light Flush Mount
Sienna
9"W x 7"H
1 x 13w GU24 Bulb (Included)
900 Rated Lumens
CA
T24



85032MOSE 1-Light Deck Light
Sienna
10.5"W x 12.5"H
1 x 18w GU24 Bulb (Included)
1355 Rated Lumens
CA
T24



85038MOSE 1-Light Pendant
Sienna
9"W x 17.5"H
1 x 18w GU24 Bulb (Included)
1355 Rated Lumens
CA
T24



85037MOSE 1-Light Post
Sienna
11"W x 18.5"H
1 x 26w GU24 Bulb (Included)
1760 Rated Lumens
CA
T24



85036MOSE 1-Light Post
Sienna
9"W x 16"H
1 x 18w GU24 Bulb (Included)
1355 Rated Lumens
CA
T24

Scottsdale EE

- Self-Ballasted GU24 Bulb
- 2700 K Color Temperature
- 10,000 Rated Life Hours
- Forged Iron



85322FSCF 1-Light Wall
Country Forge
6"W x 6.5"H x 8.5"Ext.
HCO 2.5" • BP 4.5"W x 5"H
1 x 13w GU24 Bulb (Included)
900 Rated Lumens



85323FSCF 1-Light Wall
Country Forge
10.5"W x 21.5"H x 11.5"Ext.
HCO 8.5" • BP 4.5"W x 7.5"H
1 x 13w GU24 Bulb (Included)
900 Rated Lumens



85325FSCF 1-Light Wall
Country Forge
13.5"W x 28"H x 16"Ext.
HCO 12.5" • BP 5"W x 10"H
1 x 26w GU24 Bulb (Included)
1760 Rated Lumens





85324FSCF 1-Light Wall
Country Forge
11.5"W x 23.5"H x 13"Ext.
HCO 10" • BP 5"W x 8.5"H
1 x 18w GU24 Bulb (Included)
1355 Rated Lumens



Side Door EE

- Self-Ballasted GU24 Bulb
- 2700 K Color Temperature
- 10,000 Rated Life Hours
- Die Cast Aluminum



85928 BK,RP,WT 1-Light Wall
7.5"W x 12" H x 5.5"Ext.
HCO 2.5" • BP 7.5"W x 12"H
1 x 13w GU24 Bulb (Included)
900 Rated Lumens
Frost Glass
CA T24  



85926 BK,EB,RP,WT
1-Light Wall
5.5"W x 10" H x 6"Ext.
HCO 2.5" • BP 4.5"W x 4.5"H
1 x 13w Gu24 Bulb (Included)
900 Rated Lumens
Frost Glass
CA T24  



85924 BK,EB,RP,WT
1-Light Wall
5.5"W x 8.5" H x 6.5"Ext.
HCO 2.5" • BP 4.5"W x 4.5"H
1 x 13w GU24 Bulb (Included)
900 Rated Lumens
Frost Glass
CA T24  

800.486.2946

maximlighting.com

Wakefield EE

- Self-Ballasted GU24 Bulb
- 2700 K Color Temperature
- 10,000 Rated Life Hours
- Die Cast Aluminum



85074MREB 1-Light Wall
Empire Bronze
11.5"W x 26"H x 11.5"Ext.
HCO 17" • BP 7"W x 13"H
1 x 18w GU24 Bulb (Included)
1355 Rated Lumens



CA
T24



85072MREB 1-Light Wall
Empire Bronze
8"W x 20"H x 12"Ext.
HCO 9" • BP 5"W x 8"H
1 x 13w GU24 Bulb (Included)
900 Rated Lumens



CA
T24





85073MREB 1-Light Wall
 Empire Bronze
 8"W x 20"H x 12"Ext.
 HCO 9" • BP 5"W x 8"H
 1 x 13w GU24 Bulb (Included)
 900 Rated Lumens



85078MREB 1-Light Pendant
 Empire Bronze
 13"W x 27"H
 1 x 26w GU24 Bulb (Included)
 1760 Rated Lumens



Westlake EE

- Self-Ballasted GU24 Bulb
- 2700 K Color Temperature
- 10,000 Rated Life Hours
- Die Cast Aluminum

85100 BK,RP 1-Light Wall
8"W x 15"H x 8"Ext.
HCO 2" • BP 4.5"W x 4.5"H
1 x 13w Gu24 Bulb (Included)
900 Rated Lumens
Frost Glass
CA
T24



85104 BK,RP 1-Light Wall
9.5"W x 19"H x 10"Ext.
HCO 6" • BP 4.5"W x 10"H
1 x 18w GU24 Bulb (Included)
1355 Rated Lumens
Frost Glass
CA
T24



85102 BK,RP 1-Light Wall
8"W x 15"H x 8"Ext.
HCO 11" • BP 4.5"W x 4.5"H
1 x 13w GU24 Bulb (Included)
900 Rated Lumens
Frost Glass
CA
T24

85103 BK,RP 1-Light Wall
9.5"W x 24"H x 10"Ext.
HCO 19.5" • BP 4.5"W x 10"H
1 x 18w GU24 Bulb (Included)
1355 Rated Lumens
Frost Glass
CA
T24



85044 BK,RP 1-Light Wall
9.5"W x 20.5"H x 10"Ext.
HCO 17" • BP 4.5"W x 4.5"H
1 x 18w GU24 Bulb (Included)
1355 Rated Lumens
Frost Glass

CA
T24

Madrona EE

- Self-Ballasted GU24 Bulb
- 2700 K Color Temperature
- 10,000 Rated Life Hours
- Die Cast Aluminum



85041 BK,RP 1-Light Wall
8"W x 16"H x 8.5"Ext.
HCO 5" • BP 4.5"W x 4.5"H
1 x 13w GU24 Bulb (Included)
900 Rated Lumens
Frost Glass

CA
T24

Flush Mount EE

- Self-Ballasted GU24 Bulb
- 2700 K Color Temperature
- 10,000 Rated Life Hours
- Die Cast Aluminum



87920 BK,RP,WT
1-Light Flush Mount
11.5"W x 4.5"H
1 x 13w GU24 Bulb (Included)
900 Rated Lumens

CA
T24

800.486.2946

maximlighting.com

Whisper Dark Sky EE

- Self-Ballasted GU24 Bulb
- 2700 K Color Temperature
- 10,000 Rated Life Hours
- Die Cast Aluminum



85393 BZ, SE 1-Light Wall
8"W x 19.5"H x 9.5"Ext.
HCO 9.5" • BP 5"W x 9.5"H
1 x 13w GU24 Bulb (Included)
900 Rated Lumens



85394 BZ, SE 1-Light Wall
10"W x 24.5"H x 13"Ext.
HCO 12.5" • BP 5.5"W x 12.5"H
1 x 18w GU24 Bulb (Included)
1355 Rated Lumens



800.486.2946

maximlighting.com

53131.....	19	53313.....	56	53530.....	41	85014.....	95
53132.....	19	53314.....	57	53531.....	41	85015.....	95
53135.....	19	53316.....	57	53533.....	41	85019.....	96
53136.....	19	53318.....	56	53534.....	41	85030.....	98
53201.....	49	53320.....	56	53535.....	41	85031.....	97
53210.....	51	53342.....	34,38	53541.....	43	85032.....	98
53211.....	51	53344.....	34,38	53542.....	43	85033.....	97
53212.....	51	53350.....	34, 36,38,42,46,48	53543.....	43	85034.....	97
53213.....	51	53352.....	46	53545.....	43	85035.....	97
53214.....	51	53353.....	46	53550.....	35	85036.....	98
53220.....	53	53354.....	46,48	53551.....	35	85037.....	98
53221.....	53	53355.....	46,48	53552.....	35	85038.....	98
53222.....	53	53364.....	40,44	53553.....	35	85041.....	104
53223.....	53	53365.....	40,44	53554.....	35	85044.....	104
53224.....	53	53368.....	40,44	53700.....	45	85050.....	79
53254.....	34, 36,38,42,50,52,54	53370.....	40,44	53701.....	45	85051.....	79
53255.....	34,36, 38,42,46,48,50,52,54	53373.....	34, 36,38,40,42,44,50	53702.....	45	85053.....	80
53256.....	34,36, 38,42,46,48,50,52,54	53374.....	34, 36,38,40,42,44,50	53703.....	45	85054.....	79
53257.....	46,50,52,54	53380.....	57	53704.....	45	85055.....	80
53258.....	34, 36,38,42,46,48	53381.....	57	53710.....	45	85059.....	80
53259.....	50	53383.....	36,42,48	53711.....	45	85066.....	23
53260.....	50	53385.....	42,48	53712.....	45	85072.....	101
53261.....	50	53386.....	36,42,48	53713.....	45	85073.....	102
53262.....	36, 42,50,52,54	53387.....	42,48	53714.....	45	85074.....	101
53263.....	36, 42,46,48,50,52,54	53389.....	44	53720.....	47	85078.....	102
53264.....	36,42,52,54	53390.....	44	53721.....	47	85080.....	94
53265.....	36, 42,46,48,50,52,54	53393.....	34,38,46	53722.....	47	85081.....	93
53266.....	36, 42,46,48,50,52,54	53398.....	36	53723.....	47	85084.....	94
53267.....	36, 42,46,48,50,52,54	53430.....	37	53724.....	47	85085.....	93
53268.....	36, 42,46,48,50,52,54	53431.....	37	54340.....	65	85092.....	88
53269.....	36, 42,50,52,54	53432.....	37	54341.....	66	85093.....	87
53272.....	36,42,52,54	53433.....	37	54345.....	66	85094.....	87
53273.....	34,38	53434.....	37	54346.....	66	85095.....	87
53275.....	55	53441.....	39	82681.....	8	85096.....	88
53282.....	52,54	53442.....	39	82686.....	8	85099.....	88
53286.....	56	53443.....	39	82687.....	8	85100.....	103
53287.....	56	53445.....	39	82688.....	8	85102.....	103
53288.....	56	53450.....	33	82689.....	8	85103.....	103
53289.....	56	53451.....	33	82697.....	7	85104.....	103
53302.....	55	53452.....	33	82698.....	7	85120.....	11
53304.....	55	53453.....	33	82699.....	7	85121.....	11
53310.....	55	53454.....	33	83095.....	5	85122.....	10
53311.....	57	53455.....	33	83098.....	6	85123.....	10
		53464.....	34,38	83099.....	6	85125.....	10
		53465.....	34, 36,38,42,46,48	83100.....	6	85128.....	9
		53467.....	34, 36,38,42,46,48	83102.....	6	85131.....	12
		53468.....	34, 36,38,42,46,48	85004.....	16	85132.....	12
		53469.....	34,38	85000.....	62	85133.....	12
				85002.....	62	85134.....	12
				85005.....	62	85139.....	11
				85006.....	62	85160.....	74
				85010.....	96	85162.....	74
				85011.....	96	85163.....	73
				85013.....	95	85164.....	73

85165.....	73	85523.....	83	86300.....	65	87950.....	22
85167.....	74	85524.....	83	86303.....	65	87951.....	22
85181.....	92	85525.....	83	86522.....	85	87952.....	22
85183.....	92	85527.....	84	86523.....	85	88250.....	61
85184.....	91	85529.....	84	86524.....	85	88252.....	61
85187.....	92	85585.....	23	86525.....	85	88254.....	61
85188.....	91	85595.....	84	86595.....	85	88350.....	60
85189.....	91	85596.....	83	87005.....	26	88352.....	60
85190.....	82	85800.....	14	87006.....	26	88353.....	59
85191.....	82	85801.....	14	87007.....	26	88354.....	59
85193.....	81	85802.....	15	87011.....	21	88357.....	60
85194.....	81	85803.....	15	87012.....	21		
85195.....	81	85804.....	15	87015.....	24		
85199.....	82	85805.....	14	87016.....	24		
85213.....	64	85806.....	13	87017.....	24		
85214.....	64	85807.....	16	87200.....	25		
85215.....	63	85808.....	16	87201.....	25		
85216.....	63	85809.....	16	87202.....	25		
85217.....	63	85810.....	16	87205.....	25		
85218.....	64	85812.....	17	87206.....	25		
85219.....	64	85813.....	17	87207.....	25		
85322.....	99	85814.....	17	87210.....	21		
85323.....	99	85830.....	20	87211.....	21		
85324.....	99	85831.....	20	87212.....	21		
85325.....	99	85832.....	20	87520.....	27		
85393.....	105	85840.....	20	87521.....	27		
85394.....	105	85841.....	20	87522.....	27		
85400.....	72	85842.....	20	87530.....	28		
85402.....	72	85843.....	20	87531.....	28		
85403.....	71	85880.....	23	87803.....	30,31		
85404.....	71	85881.....	23	87805.....	32		
85405.....	71	85885.....	20	87806.....	32		
85407.....	72	85889.....	23	87807.....	32		
85409.....	72	85924.....	100	87809.....	32		
85460.....	90	85926.....	100	87817.....	30,31		
85462.....	90	85928.....	100	87818.....	30,31		
85464.....	89	86093.....	86	87819.....	30,31		
85465.....	89	86094.....	86	87820.....	30,31		
85466.....	89	86095.....	86	87823.....	30,31		
85468.....	90	86096.....	86	87850.....	32		
85469.....	90	86190.....	70	87856.....	32		
85482.....	75	86192.....	70	87857.....	32		
85483.....	75	86194.....	70	87858.....	32		
85484.....	75	86195.....	69	87860.....	32		
85485.....	76	86197.....	69	87881.....	31		
85487.....	76	86200.....	68	87883.....	31		
85490.....	78	86201.....	68	87902.....	30		
85492.....	78	86202.....	68	87904.....	30		
85493.....	77	86204.....	67	87906.....	30		
85494.....	77	86205.....	67	87912.....	32		
85495.....	77	86206.....	67	87913.....	32		
85497.....	78	86207.....	67	87914.....	32		
85520.....	84	86208.....	67	87916.....	32		
85522.....	84	86222.....	69	87920.....	104		

Finishes

ABZ	Architectural Bronze
AP	Antique Pecan
AT	Artesian Bronze
BK	Black
BM	Brushed Metal
BU	Burnished
BZ	Bronze
CF	Country Forge
CH	Chocolate
CO	Copper Oxide
EB	Empire Bronze
ES	Espresso
ET	Earth Tone
MB	Bronze
ML	Mottled Leather
OB	Oriental Bronze
OI	Oil Rubbed Bronze
PB	Polished Brass
PL	Platinum
RP	Rust Patina
SA	Satin Aluminum
SE	Sienna
SN	Satin Nickel
SS	Satin Silver
SST	Stainless Steel
SV	Silver
TE	Texture Ebony
TW	Textured White
WT	White

Glass Styles

CL	Clear
FC	Frost Crackle
FL	Frost Lichen
FS	Frosted Seedy
FT	Frosted
GF	Golden Frost
HO	Honey
IC	Ice
LT	Latte
MC	Mocha Cloud
MO	Mocha
MR	Marble
SF	Snow Flake
SW	Satin White
TL	Tawny Linen
WS	Wilshire
WT	White

Energy Efficiency



Energy Star
Certified

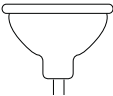
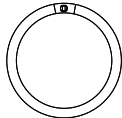

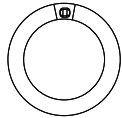







Installing new ENERGY STAR qualified light fixtures is a smart way to save energy and money. Maxim Lighting is proud to be a ENERGY STAR partner. Look for this ENERGY STAR logo to find Maxim Lighting fixtures that use ¼ of the energy of traditional incandescent fixtures and last up to 10 times longer. More information on ENERGY STAR can be found on the ENERGY STAR web site at energystar.gov.



California
Title 24

All new homes, additions, alterations and most commercial buildings in California must meet minimum energy efficiency standards contained in Title 24, Part 6 of the California Code of Regulations. When you see the California Title 24 symbol next to a Maxim Lighting fixtures, you can be assured that the fixtures complies. More information on California Title 24 can be found on the California Energy Commission web site at energy.ca.gov/title24.

Lamping Guide

	Code	Description	Type		Code	Description	Type
	MR16	Multifaceted Reflector Bi-Pin GX5.3 Base 2" W	LED		Circline T5	Tubular Circline 2GX13 Base .625" W	Fluorescent
	2GX7	Twin Tube 4 Pin 2GX7 Base 6.2" MOL	Fluorescent		Circline T9	Tubular Circline 4 Pin Base 1.125" W	Fluorescent
	2G11	Twin Tube 4 Pin 2G11 Base 16.313" MOL	Fluorescent		T5	Tubular Mini Bipin Base .625" W	Fluorescent
	G24q-1	Quad Tube 4 Pin G24q-1 Base 4.625" MOL	Fluorescent		T8	Tubular Medium Bipin Base 1" W	Fluorescent
	G24q-2	Quad Tube 4 Pin G24q-2 Base 5.75" MOL	Fluorescent				
	G24q-3	Quad Tube 4 Pin G24q-3 Base 6.5" MOL	Fluorescent				
	Gu24	CFL Bi-Pin GU24 Base	Fluorescent				

Replacement Bulbs

Item	Type	Code	Note	Watta
BUFPL13036	Fluorescent	2GX7	2700 K	13
BUFPL18037	Fluorescent	2G11	2700 K	18
BUFPL13038	Fluorescent	G24q-1	2700 K	13
BUFPL18039	Fluorescent	G24q-2	2700 K	18
BUFPL26044	Fluorescent	G24q-3	2700 K	26
BUFPL13026	Fluorescent	GU24	2700 K, Squat	13
BUFPL13004	Fluorescent	GU24	2700 K	13
BUFPL18005	Fluorescent	GU24	2700 K	18
BUFPL26006	Fluorescent	GU24	2700 K	26
BUFT522001	Fluorescent	Circline T5	3000 K	22
BUFT532002	Fluorescent	Circline T5	3000 K	32
BUFT540003	Fluorescent	Circline T5	3000 K	40
BUFT922018	Fluorescent	Circline T9	3100 K	22
BUFT932019	Fluorescent	Circline T9	3100 K	32
BUFT940020	Fluorescent	Circline T9	3100 K	40
BUFT508011	Fluorescent	T5	3100 K, 12" Long	8
BUFT513012	Fluorescent	T5	3100 K, 21" Long	13
BUFT516013	Fluorescent	T5	3100 K, 24" Long	16
BUFT521014	Fluorescent	T5	3100 K, 36" Long	21
BUFT526015	Fluorescent	T5	3100 K, 48" Long	26
BULMR01040	LED	MR16	3500 K	1.3
BULMR03041	LED	MR16	3500 K	3.7



CounterMax, Maxim Lighting and StarStrand are registered trademarks of Maxim Lighting International, Inc. All designs, logos, products and images © Copyright 2011 Maxim Lighting International, Inc. All Rights Reserved. Printed in China


LMXCAT1102
\$5.00



facebook.com/maximlighting



follow us @maximlighting



Get the free mobile app for your phone
<http://gettag.mobi>



Text Maxim to 41411 for product information & availability



Maxim Lighting International

253 North Vineland Avenue
City of Industry, California
91746
USA

General Info: 626.956.4200
Customer Service: 800.486.2946
General Fax: 626.956.4235

Dallas Trade Mart: 214.748.8455
Showroom: 3901
Email: info@maximlighting.com
Web: www.maximlighting.com

3M Brand is a trademark and copyright of 3M. Nichia is a trademark and copyright of Nichia Corporation. CounterMax, Maxim Lighting and StarStrand are registered trademarks of Maxim Lighting International, Inc. All designs, logos, images and products © 2011 Maxim Lighting International, Inc. All Rights Reserved. Printed in China. LMXCAT1102 1107