

FEATURES & SPECIFICATIONS

INTENDED USE — Recessed kits include housing, trim and 4.5-watt MR16 GU10 LED lamp in one package. The kit is the most economical means to create a well lit environment with exceptional energy efficiency and near zero maintenance. The LED kit operates for 25,000 hours without maintenance, over 12 times longer than a traditional halogen GU10 bulb.

CONSTRUCTION — Steel housing with 3 remodel clips and 3 wire nuts for installation in existing plaster, sheet rock or mechanical ceiling. Heavy-gauge galvanized steel raceway arm. Durable, powder coat paint prevents rust. Easily converts to new construction application using accessories (sold separately).

Galvanized steel junction box with three 7/8" knockouts with slots for pryout. Not suitable for pulling wires.

Hook & hang snap-on J-box doors for easy access.

Rated for 90°C. Ground wire provided.

Utilizes 3000K color temperature LEDs.

OPTICS — White gimbal trim utilizes an MR16 GU10 LED lamp projecting 30-degree beam spread for smooth distribution with 35° tilt adjustment.

CRI = 80.

ELECTRICAL — Primary power disconnect provided for simple connection to a dedicated LED connector in the housing.

Dimming down to 10%. See page 2 for recommended triac dimmers.

Standard input wattage is 4.5 watts, 70 lumens per watt; equivalent to 35-watt flood.

Actual wattage may differ by +/-5% when operating at 120V +/-10%.

LISTINGS — CSA certified for US and Canadian safety standards. Damp location listed.

WARRANTY — 3-year limited warranty. Complete warranty terms located at:

www.acuitybrands.com/CustomerResources/Terms_and_conditions.aspx.

Note: Actual performance may differ as a result of end-user environment and application.

All values are design or typical values, measured under laboratory conditions at 25 °C.

Specifications subject to change without notice.

Catalog Number
Notes
Type

LED Recessed Downlighting

LK3G

3" Lamped LED Gimbal Recessed Kit

Non-IC

New & Remodel Construction



Specifications

Aperture: 3 (7.6)

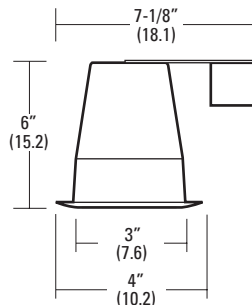
Ceiling opening: 3-1/8 (7.9)

Overlap trim: 4 (10.2)

Height: 6 (15.2)

Length: 7-1/8 (18.1)

Max. ceiling thickness: 5/8" gypsum; 3/4" drop ceiling



All dimensions are inches (centimeters) unless otherwise indicated.

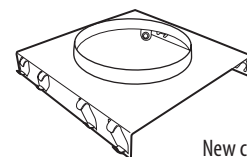
ORDERING INFORMATION

For shortest lead times, configure products using **bolded options**.

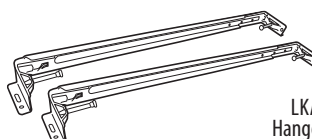
Example: LK3GMW LED LPI

LK3GMW			LED LPI		
Series	Reflector	Finish	Lamps/Lumens ¹	Color temperature	Voltage
LK3 3" recessed kit	G Gimbal	MW Matte white BN Brushed nickel ORB Oil-rubbed bronze	LED LPI 4.5W, 300 lumens	(blank) 3000K	(blank) 120V

Accessories: Order as separate catalog number.	
LKA3P	3" new construction pan
LKABH	Hanger bars for conversion to new construction



LKA3P
New construction pan



LKABH
Hanger bars

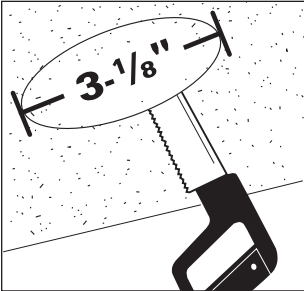
Notes

- 4.5-watt GU10 lamp included.

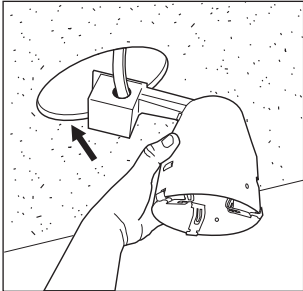
3" Lamped LED Gimbal Recessed Downlighting Kit

INSTALLATION

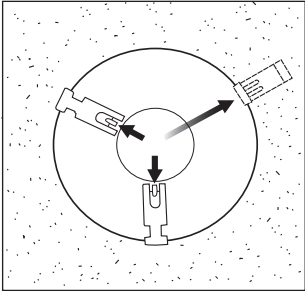
The following instructions are for remodel applications. New construction applications require new construction pan and hanger bars (see accessories).



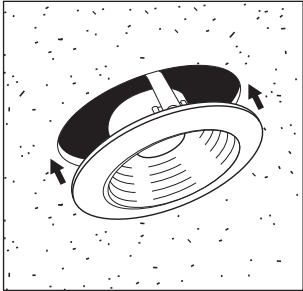
Step 1:
Using provided stencil, trace cutout lines for housing hole on ceiling. Use saw to make appropriate 3-1/8" cutout.



Step 2:
Using provided wire connectors, connect wires (black to black; white to white; ground to ground) and insert housing into ceiling.



Step 3:
Snap (3) springs to secure housing to ceiling.



Step 4:
Insert trim into housing.

DIMMING & ENERGY DATA

DIMMER COMPATIBILITY			
Lutron	Leviton	Insteon	Wattage (W)
DVELV-300P	6615-P	2477D	600
300P SELV	6633-PA		600
AYCL-250W-NEMA			600
DVCL-153P-WH			600
CTCL-153P-WH			600