

# Renoir™ II Architectural Wall Box Dimmers

## Rotary - Standard Heat Sink



The Leviton Renoir™ II line of architectural wall box dimmers supports an unparalleled number of applications using a minimum number of SKUs. Renoir II high performance dimmers support all load types and configurations. Performance, aesthetics, multi-location dimming, and multi-gang capabilities make Renoir II a highly functional, yet elegant solution for architectural dimming control.

### FEATURES

- **Universal voltage - 120-277V** (excludes non-neutral models)
- **Multi-location dimming** - up to 5-way dimming
  - Remotes dimmers and switches
  - Connect up to 5 devices, max 250' on 1 traveler wire
    - Remotes control all connected master dimmers
    - Masters always operate independently
- **Locator indicator** - illuminates when dimmer is off for easy location in a dark room
- **Non-neutral models** - for retrofit applications
- **Configurable cut-off level** - allows user configuration of cut-off point and automatically recalibrates to allow maximum control from cutoff point to full output
- **Smooth-action, linear captive slide control** - easy, precise adjustment of lighting levels
  - Easy-touch preset switch turns lights ON at last selected brightness level

- **Clean and stylish appearance**
  - Fits standard commercial 2-1/2" deep wall boxes\*
  - Decora® wallplates coordinate with Leviton's extensive line of Decora devices
  - Fins are easily removed for multi-gang applications
  - No visible metal heat sinks, fins, or mounting hardware
- **Solid state triac dimming** - saves energy when dimming, extends lamp life, and reduces maintenance costs
- **Flicker-free, smooth, and continuous dimming** - reduces light fluctuations from line voltage variation and maintains the power delivered to the lamp
- **Power failure memory** - light is restored to the same levels set prior to the power failure or power interruption
- **Surge protection** - tested to withstand surges of 6000V, 200A (ANSI/IEEE Std. C62.41-1980)
- **Electrostatic discharge protection** - protects dimmer against static discharge up to 16,000V
- **Advanced technology engineered heat sinks** - transfers heat away from essential electrical components for extended product life
- **Square law dimming** - slider position indicates the perceived light level
- **RFI filtering** - reduces interference with radio, audio, and video equipment
- **Accessible air gap feature** - completely disconnects power from the load when lights are off for safety when changing lamps (available on select models; consult factory for additional details)

\* Field configurable multi-gang boxes not supported.

### Leviton Mfg. Co., Inc. Lighting & Energy Solutions

201 N. Service Rd. Melville, NY 11747-3138 Tech Line: 1-800-824-3005 Fax: 1-800-832-9538 www.leviton.com/les  
 © 2012 Leviton Manufacturing Co., Inc. All rights reserved. Subject to change without notice.

## PRODUCT DATA

### MODELS/SUPPORTED LOAD TYPES

#### Incandescent

- 120V, 60Hz non-neutral
  - 1-Wire (Dimmed Hot)
- 120-277VAC, 60Hz (with neutral)
  - 2-Wire (Dimmed Hot + Neutral)
- Forward Phase Dimmer
- Square Law Dimming
- Symmetrical AC Waveform for all load types
- Incandescent: Minimum load requirement 40W @ 120V, 100W @ 277V
- Tungsten: Minimum load requirement 40W @ 120V, 100W @ 277V
- Magnetic Low Voltage: Minimum load requirement 50W @ 120V, 100W @ 277V
- Forward Phase Control Electronic Low Voltage Transformers (with neutral): Minimum load requirement 50W @ 120V, 100W @ 277V
- Forward Phase Control LED Drivers (with neutral): Minimum load requirement 50W @ 120V, 100W @ 277V
- Forward Phase Control Neon/Cold Cathode Ballasts (with neutral): Minimum load requirement 50W @ 120V, 100W @ 277V

#### Electronic Low Voltage - 2-Wire (Dimmed Hot + Neutral)

- 120-277VAC, 60Hz
- Reverse Phase Dimmer
- Square Law Dimming
- Forward or Reverse Phase Control Electronic Low Voltage Transformers
- Forward or Reverse Phase Control LED Drivers
- Forward or Reverse Phase Control Neon/Cold Cathode Ballasts
- Incandescent/Tungsten
- No minimum load

#### Ballast - 0-10V

- 120-277VAC, 60Hz
- Linear Dimming
- Any ballast (or LED driver) requiring 0-10V "sinking" control

- ex: Leviton Sector®, Advance Mark 7®, Universal SuperDim®, Lutron TVE™, Sylvania Quicktronic® Powersense™
- No minimum load

#### Ballast - 2-Wire Control (Dimmed Hot + Neutral)

- 120-277VAC, 60Hz
- Linear Dimming
- Forward Phase Control
- ex: Advance Mark 10®, Sylvania Quicktronic® Powersense™, Lutron Tu-Wire®
- Minimum load requirement 64W @ 120V, 128W @ 277V

#### Ballast - 3-Wire Control (Switched Hot + Dimmed Hot + Neutral)

- 120-277VAC, 60Hz
- Linear Dimming
- ex: Lutron Hi-lume®, Lutron Eco-10®
- No minimum load

#### Switch

- 120-277VAC, 60Hz
- Tungsten Loads
- Resistive Loads
- Inductive Loads
- Motor Loads
- Transformer Loads
- No minimum load

#### Fan Speed

- 120-277VAC, 60Hz
- Any quantity of ceiling paddle fans up to maximum current rating
- Any fan up to 5A, paddle fan up to 8.3A
- Patent-pending Super Silent Technology (SST) allows "quiet" performance with fully variable control
- No minimum load

### SPECIFICATIONS

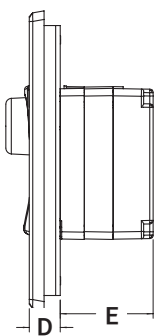
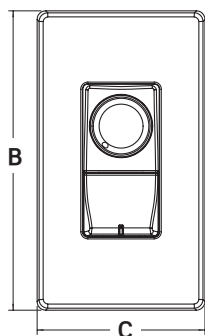
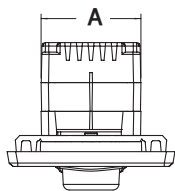
#### Environmental

- Operating 0° C to 40° C
- Storage -10° C to 85° C
- Relative humidity, non-condensing 0% to 90%

#### Listings

- UL/cUL or ETL/cETL listed to UL/CSA Standards (File # E31373 for Dimmers, File # E123566 for Fans)
- NOM
- ANSI/IEEE C62.41.2 - voltage surges to 6000V & surges to 200A
- ESD Protection to IEC61000 4-2 Level 4 protects against damage due to static discharge of 16KV or higher
- FCC Part 15, Class B for radiated and conducted emissions

### DIMENSIONS



	A	B	C	D	E
Narrow Dimmer	1.720" (43.68mm)	5.157" (130.99mm)	2.891" (73.4314mm)	0.533" (13.5382mm)	1.600" (40.64mm)
Wide Dimmer	1.720" (43.68mm)	5.157" (130.99mm)	4.701" (119.4054mm)	0.533" (13.5382mm)	1.600" (40.64mm)
Switch	1.720" (43.68mm)	5.157" (130.99mm)	2.891" (73.4314mm)	0.533" (13.5382mm)	1.600" (40.64mm)
Switch Remote	1.720" (43.68mm)	5.157" (130.99mm)	2.891" (73.4314mm)	0.533" (13.5382mm)	1.103" (28.1062mm)
Dimmer Remote	1.720" (43.68mm)	5.157" (130.99mm)	2.891" (73.4314mm)	0.533" (13.5382mm)	1.103" (28.1062mm)

**ORDERING INFORMATION (continues on next page...)**

Load Type	Wattage	Voltage	Control	Heat Sink	No Neutral	Cat. No.
Incandescent	600	120	Preset Slide	Thin	No Neutral	AWSMT-IAW
	1000	120	Preset Slide	Thin	No Neutral	AWSMT-IBW
	1500	120	Preset Slide	Thin	No Neutral	AWSMT-ICW
	1920	120	Preset Slide	Thin	No Neutral	AWSMT-IDW
	600	120	Preset Slide	Standard	No Neutral	AWSMG-IAW
	1000	120	Preset Slide	Standard	No Neutral	AWSMG-IBW
	1500	120	Preset Slide	Standard	No Neutral	AWSMG-ICW
	1920	120	Preset Slide	Standard	No Neutral	AWSMG-IDW
	600	120	Rotary	Standard	No Neutral	AWRMG-IAW
	1000	120	Rotary	Standard	No Neutral	AWRMG-IBW
	1500	120	Rotary	Standard	No Neutral	AWRMG-ICW
	1920	120	Rotary	Standard	No Neutral	AWRMG-IDW
Incandescent/ Magnetic Low Voltage	600/1150/1385	120/230/277	Preset Slide	Thin	-	AWSMT-MAW
	1000/1917/2308	120/230/277	Preset Slide	Thin	-	AWSMT-MBW
	1500/2875/3463	120/230/277	Preset Slide	Thin	-	AWSMT-MCW
	1920/3680/4432	120/230/277	Preset Slide	Thin	-	AWSMT-MDW
	600/1150/1385	120/230/277	Preset Slide	Standard	-	AWSMG-MAW
	1000/1917/2308	120/230/277	Preset Slide	Standard	-	AWSMG-MBW
	1500/2875/3463	120/230/277	Preset Slide	Standard	-	AWSMG-MCW
	1920/3680/4432	120/230/277	Preset Slide	Standard	-	AWSMG-MDW
	600/1150/1385	120/230/277	Rotary	Standard	-	AWRMG-MAW
	1000/1917/2308	120/230/277	Rotary	Standard	-	AWRMG-MBW
	1500/2875/3463	120/230/277	Rotary	Standard	-	AWRMG-MCW
	1920/3680/4432	120/230/277	Rotary	Standard	-	AWRMG-MDW
Fluorescent 0-10V	1920/3680/4432	120/230/277	Preset Slide	Thin	-	AWSMT-7DW
	1920/3680/4432	120/230/277	Preset Slide	Standard	-	AWSMG-7DW
	1920/3680/4432	120/230/277	Rotary	Standard	-	AWRMG-7DW
Mark 10 or Lutron 2-Wire	600/1150/1385	120/230/277	Preset Slide	Thin	-	AWSMT-XAW
	1000/1917/2308	120/230/277	Preset Slide	Thin	-	AWSMT-XBW
	1500/2875/3463	120/230/277	Preset Slide	Thin	-	AWSMT-XCW
	1920/3680/4432	120/230/277	Preset Slide	Thin	-	AWSMT-XDW
	600/1150/1385	120/230/277	Preset Slide	Standard	-	AWSMG-XAW
	1000/1917/2308	120/230/277	Preset Slide	Standard	-	AWSMG-XBW
	1500/2875/3463	120/230/277	Preset Slide	Standard	-	AWSMG-XCW
	1920/3680/4432	120/230/277	Preset Slide	Standard	-	AWSMG-XDW
	600/1150/1385	120/230/277	Rotary	Standard	-	AWRMG-XAW
	1000/1917/2308	120/230/277	Rotary	Standard	-	AWRMG-XBW
	1500/2875/3463	120/230/277	Rotary	Standard	-	AWRMG-XCW
	1920/3680/4432	120/230/277	Rotary	Standard	-	AWRMG-XDW
Lutron 3-Wire	600/1150/1385	120/230/277	Preset Slide	Thin	-	AWSMT-HAW
	1000/1917/2308	120/230/277	Preset Slide	Thin	-	AWSMT-HBW
	1500/2875/3463	120/230/277	Preset Slide	Thin	-	AWSMT-HCW
	1920/3680/4432	120/230/277	Preset Slide	Thin	-	AWSMT-HDW
	600/1150/1385	120/230/277	Preset Slide	Standard	-	AWSMG-HAW
	1000/1917/2308	120/230/277	Preset Slide	Standard	-	AWSMG-HBW
	1500/2875/3463	120/230/277	Preset Slide	Standard	-	AWSMG-HCW
	1920/3680/4432	120/230/277	Preset Slide	Standard	-	AWSMG-HDW
	600/1150/1385	120/230/277	Rotary	Standard	-	AWRMG-HAW
	1000/1917/2308	120/230/277	Rotary	Standard	-	AWRMG-HBW
	1500/2875/3463	120/230/277	Rotary	Standard	-	AWRMG-HCW
	1920/3680/4432	120/230/277	Rotary	Standard	-	AWRMG-HDW
Electronic Low Voltage	600/1150/1385	120/230/277	Preset Slide	Thin	-	AWSMT-EAW
	1000/1917/2308	120/230/277	Preset Slide	Thin	-	AWSMT-EBW
	600/1150/1385	120/230/277	Preset Slide	Standard	-	AWSMG-EAW
	1000/1917/2308	120/230/277	Preset Slide	Standard	-	AWSMG-EBW
	600/1150/1385	120/230/277	Rotary	Standard	-	AWRMG-EAW
Fan Speed Control	1000/1917/2308	120/230/277	Rotary	Standard	-	AWRMG-EBW
	600/1150/1385	120/230/277	Preset Slide	Thin	-	AWSMT-QAW
	1000/1917/2308	120/230/277	Preset Slide	Thin	-	AWSMT-QBW
	600/1150/1385	120/230/277	Preset Slide	Standard	-	AWSMG-QAW
	1000/1917/2308	120/230/277	Preset Slide	Standard	-	AWSMG-QBW
Switch	600/1150/1385	120/230/277	Rotary	Standard	-	AWRMG-QAW
	1000/1917/2308	120/230/277	Rotary	Standard	-	AWRMG-QBW
Switch	1800/3450/4155	120/230/277	Switch	Thin	-	AWWMT-00W
	1800/3450/4155	120/230/277	Switch	Standard	-	AWWVG-00W
Remote	-	120/230/277	Slide	Thin	-	AWSRT-00W
	-	120/230/277	Slide	Standard	-	AWSRG-00W
	-	120/230/277	Switch	Thin	-	AWWRT-00W
	-	120/230/277	Switch	Standard	-	AWWRG-00W
	-	120/230/277	Rotary	Standard	-	AWRRG-00W

\*Reference product data sheets for Color Change Kits and Wall Plates.

**Leviton Mfg. Co., Inc. Lighting & Energy Solutions**

201 N. Service Rd. Melville, NY 11747-3138 Tech Line: 1-800-824-3005 Fax: 1-800-832-9538 [www.leviton.com/les](http://www.leviton.com/les)  
 © 2012 Leviton Manufacturing Co., Inc. All rights reserved. Subject to change without notice.

## PRODUCT DATA



### ORDERING INFORMATION continued...

#### COLOR CHANGE KITS

DESCRIPTION	CAT. NO.*
Color Change Kits, Rotary - Standard Heat Sink	AWyCG-oox

\* Replace y and x with digits from options below depending on control type and color.

- y=Control Type, replace y with any of the following:
  - S=Slide Control, W=Switch, R=Rotary
- -oox=Color, replace x with any of the following:
  - E=Black, G=Gray, I=Ivory, T=Light Almond, W=White

#### WALL PLATES

Each device is supplied with a white single gang plate. For purchase of replacement plates or plates in an alternate color, please consult the chart below. For make-to-order plates, please note required 4-6 week lead time.

DESCRIPTION	CAT. NO.*
Wall Plates for Renoir II Architectural Wall Box Dimmers	AWPoy-nwc

\* Replace y and n, w, c with digits from options below depending on fins, number of Narrow or Wide dimmers, and color.

- y=Indicates whether fins are to be left on or removed. Replace with the following:
  - F=All fins remain on, o=Fins to be removed when possible (allows for narrowest possible installation)
- n=Number of Narrow dimmers, 0-6 supported\*
- w=Number of Wide dimmers, 0-4 supported\*
- c=Color, replace with any of the following:
  - E=Black, G=Gray, I=Ivory, T=Light Almond, W=White
- See Wall Plates data sheet for more information

\*Ganged dimmers may require de-rating. Please reference [www.leviton.com/RenoirII](http://www.leviton.com/RenoirII) or consult with customer service for additional information.

#### CAUTION ON RETROFITS:

When retrofitting dimming ballasts into fixtures that originally had Instant Start ballasts, the sockets MUST be replaced with Rapid Start sockets in order to allow proper dimmer operation and prevent damage to the dimming ballast. Refer to the instructions provided with the ballast. Leviton sockets for T8 lamps which fit many common applications can be purchased with P/N #13661.

**NOTE:** Mark 7® and Mark 10® are registered trademarks of Advance Transformer Company. Tu-Wire®, Hi-Lume®, and Eco-10® are registered trademarks of Lutron Electronics, Inc. TVE™ is a trademark of Lutron Electronics, Inc. SuperDim® is a registered trademark of Universal™ Lighting Technologies. Quicktronic® is a registered trademark of OSRAM Sylvania. Powersense™ is a trademark of OSRAM Sylvania.

#### LEVITON SPECIFICATION SUBMITTAL

JOB NAME:	CATALOG NUMBERS:
JOB NUMBER:	

#### Leviton Manufacturing Co., Inc. Lighting & Energy Solutions

201 N. Service Rd. Melville, NY 11747-3138 Tech Line: 1-800-824-3005 Fax: 1-800-832-9538 [www.leviton.com/les](http://www.leviton.com/les)

#### Leviton Manufacturing of Canada, Ltd.

165 Hymus Boulevard, Pointe Claire, Quebec H9R 1E9 • Telephone: 1-800-469-7890 • FAX: 1-800-563-1853

#### Leviton S. de R.L. de C.V.

Lago Tana 43, Mexico DF, Mexico CP 11290 • Tel. (+52) 55-5082-1040 • FAX: (+52) 5386-1797 • [www.leviton.com.mx](http://www.leviton.com.mx)

#### Visit our Website at: [www.leviton.com/les](http://www.leviton.com/les)

© 2012 Leviton Manufacturing Co., Inc. All rights reserved. Subject to change without notice.

G-8281C/H12-tb  
REV AUG 12