

Section C Watertight Devices



Index

Product	Page
Watertight Safety-Shroud® Twist-Lock® Devices	
20A and 30A Devices	C-2
Accessories	C-4
Watertight Devices	
15A and 20A, Straight Blade Devices	C-6
15A and 20A, Twist-Lock® Devices	C-7
20A and 30A, Twist-Lock® Devices	C-8
Portable Outlet Boxes, Plates and Accessories	C-10
Heavy-Duty Portable Outlet Boxes and Plates	C-11
Specifications	C-12

Watertight Safety-Shroud® Twist-Lock®



Watertight Devices and Lift Covers

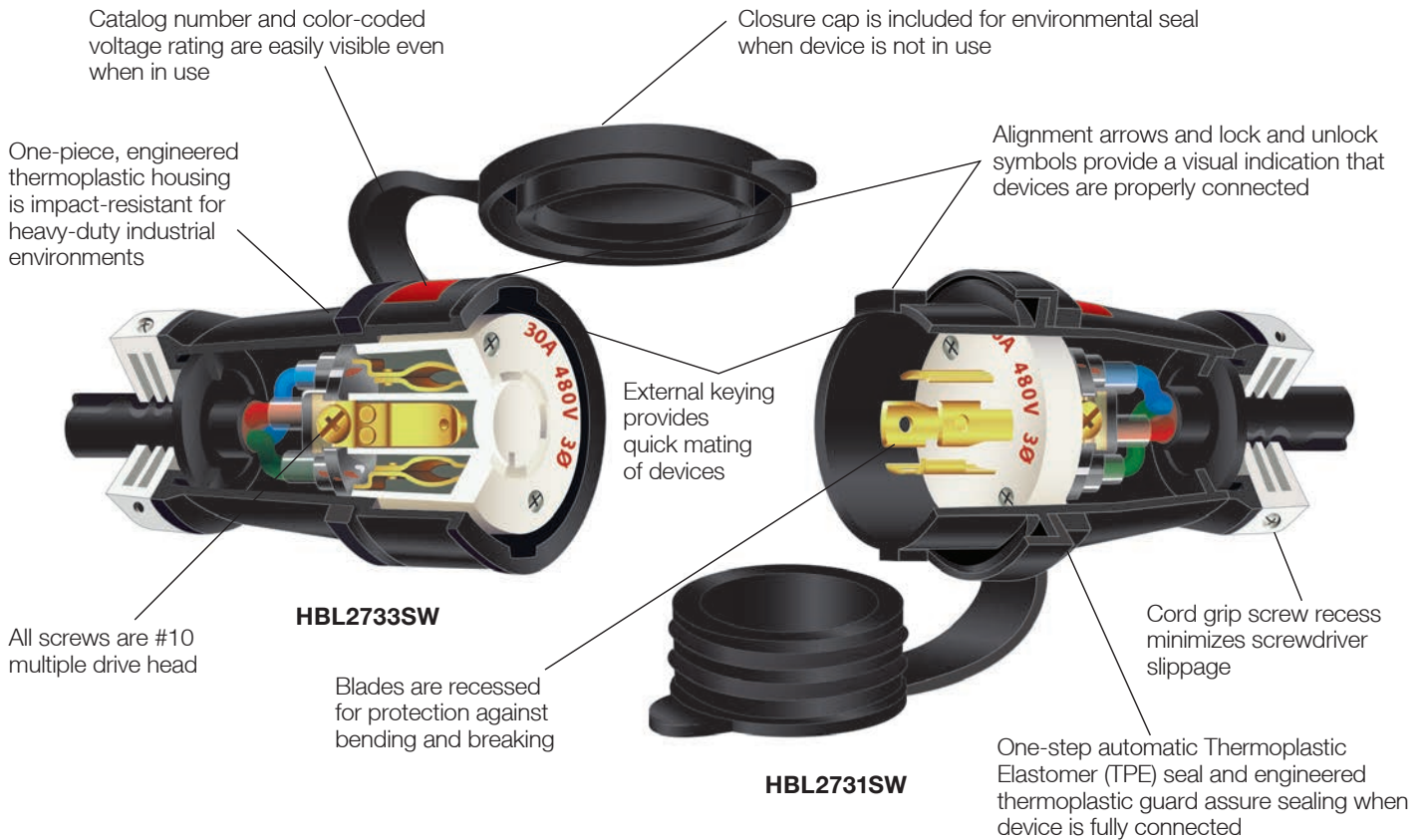


Portable Outlet Boxes and Cover Plates



Heavy-Duty Outlet Boxes and Cover Plates





Note: Works with Mechanical Interlocks, see page B-39 for additional information.



TPE Gland Seal

Assorted glands accommodate a wide range of cord sizes from #16-3 Type SJ to #8-5 Type S, SO



Panel or Box Mount Receptacles and Inlets

- High impact, thermoplastic housing for heavy-duty industrial environments.
- Catalog number and color-coded voltage rating are easily visible when in use.
- Stainless Steel 302/304, #10 multiple drive head mounting screws provide corrosion resistance.
- Mounting screw recesses minimize screwdriver slippage.
- Lockout/tagout hole on inlets allow compliance to OSHA regulation 29 CFR 1910.147.
- TPE closure cap provided with inlets for environmental seal when not in use.
- Accepts all mating NEMA locking plugs and most connector bodies, allowing interchangeability with existing devices.



Spring-Loaded Cover

One-step push-to-close spring-loaded cover with latch allows for fast opening and closing of lift cover. Result: environmental sealing is assured



Safety-Shroud

- Virtually eliminates bent and broken plug blades, leading to longer equipment life.
- Extends life of mating receptacles by eliminating damage caused by insertion of bent blades.
- Extra protection for personnel by significantly reducing chance of inadvertent contact with blades when connecting or disconnecting energized receptacles and connector bodies.
- Reduces exposure to arcing when connecting or disconnecting plugs under load.
- Compliance with California Code of Regulations, Title 8, Article 51, subsection 2510.7(b), which requires shrouding for devices exceeding 300 volts.
- Lockout/tagout hole allows compliance with OSHA regulation 29 CFR 1910.147.
- Sealing gland and thermoplastic guard assure sealing when fully connected.





Watertight Devices

NEMA Rating Color Coded by Voltage		Poles/Wires	Plug	Connector	Flanged Inlet	Receptacle
20A 125V		L5-20 2P/3W	HBL2311SW	HBL2313SW	HBL2315SW	HBL2310SW
20A 250V		L6-20 2P/3W	HBL2321SW	HBL2323SW	HBL2325SW	HBL2320SW
277V AC		L7-20 2P/3W	HBL2331SW	HBL2333SW	HBL2335SW	HBL2330SW
125/250V AC		L14-20 3P/4W	HBL2411SW	HBL2413SW	HBL2415SW	HBL2410SW
20A 3Ø 250V AC		L15-20 3P/4W	HBL2421SW	HBL2423SW	HBL2425SW	HBL2420SW
20A 3Ø 480V AC		L16-20 3P/4W	HBL2431SW	HBL2433SW	HBL2435SW	HBL2430SW
3ØY 120/208V AC		L21-20 4P/5W	HBL2511SW	HBL2513SW	HBL2515SW	HBL2510SW
30A 125V		L5-30 2P/3W	HBL2611SW	HBL2613SW	HBL2615SW	HBL2610SW
30A 250V		L6-30 2P/3W	HBL2621SW	HBL2623SW	HBL2625SW	HBL2620SW
30A 125/250V AC		L14-30 3P/4W	HBL2711SW	HBL2713SW	HBL2715SW	HBL2710SW
30A 3Ø 250V AC		L15-30 3P/4W	HBL2721SW	HBL2723SW	HBL2725SW	HBL2720SW
30A 3Ø 480V AC		L16-30 3P/4W	HBL2731SW	HBL2733SW	HBL2735SW	HBL2730SW
3Ø 600V AC		L17-30 3P/4W	HBL2741SW	HBL2743SW	HBL2745SW	HBL2740SW
3ØY 120/208V AC		L21-30 4P/5W	HBL2811SW	HBL2813SW	HBL2815SW	HBL2810SW

Note: For technical information on Watertight Safety-Shroud devices see page B-70.

Mechanical Interlock Switched Safety Enclosure

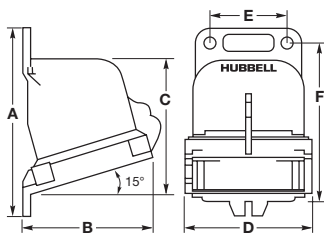
Description	Catalog Number
Unfused mechanical interlock integrates a watertight safety shroud receptacle with a linked disconnect switch. For additional details, see page B-39.	HBLMITL



HBLMITL

Specifications

Listings	
Listed to UL Standard 498. Certified to CSA Standard No.42. Fed. Spec. WC-596.	
Environmental	
Moisture Resistance	UL Type 4, 4X, 12, IP66 suitability.
Flammability (Enclosure)	V0 per UL94 or CSA 22.2 No. 0.17.
Operating Temperatures	Maximum Continuous 75°C; Minimum -40°C (w/o impact).

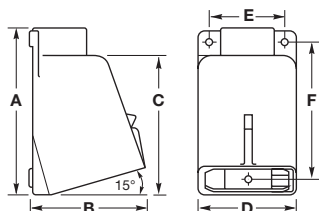


Non-Metallic Angle Box

15° Angle Non-Metallic Back Box

	NPT Hub Size	A Inch (mm)	B Inch (mm)	C Inch (mm)	D Inch (mm)	E Inch (mm)	F Inch (mm)	Cubic Inch Capacity	Catalog Number
For 20A and 30A Watertight Safety-Shroud Twist-Lock Receptacles and Inlets.	1"	5.67" (144.0)	4.44" (112.8)	4.05" (102.9)	3.91" (99.3)	2.35" (59.7)	4.92" (125.0)	30.00"	BB2030N

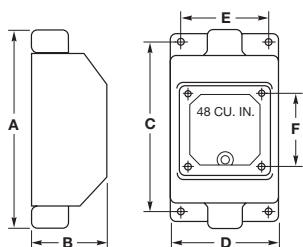
Note: Hub is not included; order Racco part number 1704. This box meets IP67 requirement and Type 4X requirements when installed with a watertight conduit hub.



Metallic Angle Box

15° Angle Metallic Back Boxes

	NPT Hub Size	A Inch (mm)	B Inch (mm)	C Inch (mm)	D Inch (mm)	E Inch (mm)	F Inch (mm)	Cubic Inch Capacity	Catalog Number
For 20A and 30A Watertight Safety-Shroud Twist-Lock Receptacles and Inlets.	¾"	5.13" (130.2)	4.00" (101.6)	4.19" (106.4)	3.75" (95.3)	3.00" (76.2)	4.00" (101.6)	30.00"	BB201W
	1"	5.13" (130.2)	4.00" (101.6)	4.19" (106.4)	3.75" (95.3)	3.00" (76.2)	4.00" (101.6)	30.00"	BB301W

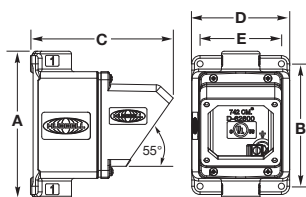


Metallic Feed Thru Box

Metallic Feed Thru Back Boxes

	NPT Hub Size	A Inch (mm)	B Inch (mm)	C Inch (mm)	D Inch (mm)	E Inch (mm)	F Inch (mm)	Cubic Inch Capacity	Catalog Number
For 20A and 30A Watertight Safety-Shroud Twist-Lock Receptacles and Inlets.	¾"	8.25" (209.6)	3.06" (77.8)	7.14" (181.4)	4.50" (114.3)	3.75" (95.3)	3.13" (79.5)	48.00"	FT202W
	1"	8.25" (209.6)	3.06" (77.8)	7.14" (181.4)	4.50" (114.3)	3.75" (95.3)	3.13" (79.5)	48.00"	FT302W

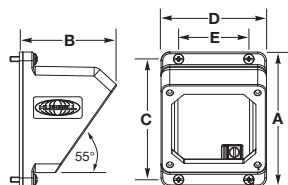
Note: These boxes are cast aluminum and are finished with enamel paint. These boxes withstand a 500-hour salt spray test as well as UL raintight and external icing tests. NPT (metric designator).



AB203055

55° Angle Metallic Adapter and Back Box

	NPT Hub Size	A Inch (mm)	B Inch (mm)	C Inch (mm)	D Inch (mm)	E Inch (mm)	F Inch (mm)	Cubic Inch Capacity	Catalog Number
For 20A and 30A Watertight Safety-Shroud Twist-Lock Receptacles and Inlets	1"	6.80" (172.4)	5.63" (142.9)	6.60" (167.0)	4.50" (114.3)	3.74" (95.0)	-	45.27"	AB203055



AA203055

55° Angle Metallic Adapter with Grounding Lug

Description	A Inch (mm)	B Inch (mm)	C Inch (mm)	D Inch (mm)	E Inch (mm)	F Inch (mm)	Cubic Inch Capacity	Catalog Number
For 20A and 30A Watertight Safety-Shroud Twist-Lock Receptacles and Inlets	4.89" (124.2)	3.33" (84.8)	4.29" (109.1)	3.75" (95.3)	2.50" (63.5)	-	25.00"	AA203055



HBL2030AP

Straight Watertight Wall Box Adapter

Description	Catalog Number
Adapts 20A and 30A Watertight Safety-Shroud Twist-Lock receptacles and inlets to 2-gang, device mount, FD boxes.	HBL2030AP





AA2030PS

Non-Watertight Angle Wall Box Adapter

Description	Catalog Number
Adapts 20A and 30A Watertight Safety-Shroud Twist-Lock receptacles to 1- or 2-gang standard wall boxes (4" or 4½" square).	AA2030PS

Dimensions in Inches (mm)



Valox® is a trademark of SABIC Innovative Plastics, acquired from General Electric Company.



14W33H

IP65, 66, 67
SUITABILITY



15A 125V
NEMA 5-15P
UL CSA



15A 250V
NEMA 6-15P
UL CSA



15A 125V
10A 600V
NON-NEMA

15A Straight Blade Plugs

Description	Color	Cord Dia.	Catalog Number		
Thermoplastic elastomer plugs.	Yellow	.300"-.625"	14W47H	14W49H	14W07H[▲]
	Black	(7.6-15.9)	14W47HBK	—	—



15A 125V
NEMA 5-15R
UL CSA
0.5 HP



15A 250V
NEMA 6-15R
UL CSA
1.5 HP



15A 125V
10A 600V
NON-NEMA

15A Straight Blade Connectors/Receptacles*

Description	Color	Cord Dia.	Catalog Number		
Thermoplastic elastomer connectors.	Yellow	.300"-.625"	15W47H	15W49H	15W07H[▲]
	Black	(7.6-15.9)	15W47HBK	—	—
Thermoplastic elastomer receptacles.	Yellow	—	60W47H	60W49H	—



15W47H



60W47H

IP65, 66, 67
SUITABILITY



20A 125V
NEMA 5-20P
UL CSA



20A 250V
NEMA 6-20P
UL CSA

20A Straight Blade Plugs

Description	Cord Dia.	Catalog Number		
Thermoplastic elastomer yellow plugs.	.300"-.625" (7.6-15.9)	14W33H	14W48H	—



20A 125V
NEMA 5-20R
UL CSA
1 HP



20A 250V
NEMA 6-20R
UL CSA
2 HP

20A Straight Blade Connectors/Receptacles*

Description	Cord Dia.	Catalog Number		
Thermoplastic elastomer yellow connectors.	.300"-.625" (7.6-15.9)	15W33H[•]	15W48H[•]	—
Thermoplastic elastomer yellow receptacles.	—	60W33H	60W48H	—

Note: *Receptacles are NEMA 3R, IP44 suitability.
Horsepower ratings for receptacle/plug connection are AC voltage only.
▲CSA certified only.
•UL listed only.



IP65, 66, 67
SUITABILITY



15A 125V
NEMA L5-15P
UL/CSA



15A 250V
NEMA L6-15P
UL/CSA



15A 277V AC
NEMA L7-15P
UL/CSA

15A Twist-Lock® Plugs

Description	Cord Dia.	Catalog Number		
Thermoplastic elastomer yellow plugs.	.300"-.625" (7.6-15.9)	24W47H	24W49H	24W34H



24W49H



15A 125V
NEMA L5-15R
UL/CSA
1 HP



15A 250V
NEMA L6-15R
UL/CSA
1.5 HP



15A 277V AC
NEMA L7-15R
UL/CSA
2 HP

15A Twist-Lock® Connectors/Receptacles*

Description	Cord Dia.	Catalog Number		
Thermoplastic elastomer yellow connectors.	.300"-.625" (7.6-15.9)	25W47H	25W49H	25W34H
Thermoplastic elastomer yellow receptacles.	—	65W47H	65W49H	65W34H



25W49H

IP65, 66, 67
SUITABILITY



20A 125V
NEMA L5-20P
UL/CSA



20A 250V
NEMA L6-20P
UL/CSA



20A 277V AC
NEMA L7-20P
UL/CSA

20A Twist-Lock® Plugs

Description	Cord Dia.	Catalog Number		
Thermoplastic elastomer yellow plugs.	.475"-.720" (12.1-19.2)	26W47H	26W48H	26W49H



26W49H



20A 125V
NEMA L5-20R
UL/CSA
1 HP



20A 250V
NEMA L6-20R
UL/CSA
2 HP



20A 277V AC
NEMA L7-20R
UL/CSA
2 HP

20A Twist-Lock® Connectors/Receptacles*

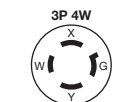
Description	Cord Dia.	Catalog Number		
Thermoplastic elastomer yellow connectors.	.475"-.720" (12.1-19.2)	27W47H	27W48H	27W49H
Thermoplastic elastomer yellow receptacles.	—	67W47H	67W48H	67W49H

Note: *Receptacles are NEMA 3R, IP44 suitability.
Horsepower ratings for receptacle/plug connection are AC voltage only.



28W48H

IP65, 66, 67
SUITABILITY



3P 4W
20A 125/250V AC
NEMA L14-20P
UL/CSA
2 (1) HP



3P 4W
20A 30 250V AC
NEMA L15-20P
UL/CSA
3 HP



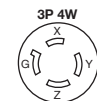
3P 4W
20A 30 480V AC
NEMA L16-20P
UL/CSA
5 HP

20A Twist-Lock® Plugs

Description	Color	Cord Dia.	Catalog Number
Thermoplastic elastomer plugs.	Yellow Black	.560"-.775" (14.2-19.9)	26W74H — 26W75H 26W75HBK 26W76H 26W76HBK



3P 4W
20A 125/250V
NEMA L14-20R
UL/CSA
2 (1) HP



3P 4W
20A 30 250V AC
NEMA L15-20R
UL/CSA
3 HP



3P 4W
20A 30 480V AC
NEMA L16-20R
UL/CSA
5 HP

20A Twist-Lock® Connectors/Receptacles*

Description	Color	Cord Dia.	Catalog Number
Thermoplastic elastomer connectors.	Yellow Black	.560"-.775" (14.2-19.9)	27W74H — 27W75H 27W75HBK 27W76H 27W76HBK
Thermoplastic elastomer receptacles.	Yellow	—	67W74H 67W75H 67W76H



29W48H

IP65, 66, 67
SUITABILITY

Non-NEMA 20A Twist-Lock® Plugs



3P 3W
20A 125/250V
Non-NEMA



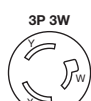
4P 4W
20A 30 Y
120/208V AC
Non-NEMA

Description	Cord Dia.	Catalog Number
Thermoplastic elastomer yellow plugs.	.475"-.720" (12.1-19.2)	26W08H 26W09H



69W48H

Non-NEMA 20A Twist-Lock® Connectors/Receptacles*



3P 3W
20A 125/250V
Non-NEMA



4P 4W
20A 30 Y
120/208V AC
Non-NEMA

Description	Cord Dia.	Catalog Number
Thermoplastic elastomer yellow connectors.	.475"-.720" (12.1-19.2)	27W08H 27W09H
Thermoplastic elastomer yellow receptacles.	—	67W08H 67W09H

IP65, 66, 67
SUITABILITY

30A Twist-Lock® Plugs



2P 3W
30A 125V
NEMA L5-30P
UL/CSA
2 HP

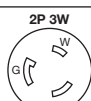


2P 3W
30A 250V
NEMA L6-30P
UL/CSA
2 HP

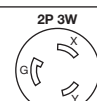


2P 3W
30A 277V AC
NEMA L7-30P
UL/CSA
3 HP

Description	Cord Dia.	Catalog Number
Thermoplastic elastomer yellow plugs.	.475"-.720" (12.1-19.2)	28W47H 28W48H 28W49H



2P 3W
30A 125V
NEMA L5-30R
UL/CSA
2 HP



2P 3W
30A 250V
NEMA L6-30R
UL/CSA
2 HP



2P 3W
30A 277V AC
NEMA L7-30R
UL/CSA
3 HP

30A Twist-Lock® Connectors/Receptacles*

Description	Cord Dia.	Catalog Number
Thermoplastic elastomer yellow connectors.	.475"-.720" (12.1-19.2)	29W47H 29W48H 29W49H
Thermoplastic elastomer yellow receptacles.	—	69W47H 69W48H 69W49H

Note: *Receptacles are NEMA 3R, IP44 suitability.



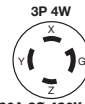
IP65, 66, 67
 SUITABILITY



30A 125/250V
 NEMA L14-30P
 UL/CSA
 2 (2) HP



30A 3Ø 250V AC
 NEMA L15-30P
 UL/CSA
 3 HP



30A 3Ø 480V AC
 NEMA L16-30P
 UL/CSA
 10 HP

30A Twist-Lock® Plugs

Description	Cord Dia.	Catalog Number	Catalog Number	Catalog Number
Thermoplastic elastomer yellow plugs.	.640"-.930" (16.3-23.6)	28W74H	28W75H	28W76H



28W76H

30A Twist-Lock® Connectors/Receptacles*

Description	Cord Dia.	Catalog Number	Catalog Number	Catalog Number
Thermoplastic elastomer yellow connectors.	.640"-.930" (16.3-23.6)	29W74H	29W75H	29W76H
Thermoplastic elastomer yellow receptacles.	—	69W74H	69W75H	69W76H



29W76H

IP65, 66, 67
 SUITABILITY



30A 3Ø 600V AC
 NEMA L17-30P
 UL/CSA



30A 3ØY
120/208V AC
 NEMA L18-30P
 UL Listed
 3 HP

30A Twist-Lock® Plugs

Description	Cord Dia.	Catalog Number	Catalog Number
Thermoplastic elastomer yellow plugs.	.640"-.930" (16.3-23.6)	28W77H	28W78H



69W76H

30A Twist-Lock® Connectors/Receptacles*

Description	Cord Dia.	Catalog Number	Catalog Number
Thermoplastic elastomer yellow connectors.	.640"-.930" (16.3-23.6)	29W77H	29W78H
Thermoplastic elastomer yellow receptacles.	—	69W77H	—



30A 3Ø 600V AC
 NEMA L17-30R
 UL/CSA



30A 3ØY
120/208V AC
 NEMA L18-30R
 UL Listed
 3 HP

IP65, 66, 67
 SUITABILITY



30A 125/250V
 Non-NEMA



30A 3Ø Y
120/208V AC
 Non-NEMA

Non-NEMA 30A Twist-Lock® Plugs

Description	Cord Dia.	Catalog Number	Cord Dia.	Catalog Number
Thermoplastic elastomer yellow plugs.	.475"-.720" (12.1-19.2)	28W08H	.640"-.930" (16.3-23.6)	28W09H*

Non-NEMA 30A Twist-Lock® Connectors/Receptacles*

Description	Cord Dia.	Catalog Number	Cord Dia.	Catalog Number
Thermoplastic elastomer yellow connectors.	.475"-.720" (12.1-19.2)	29W08H*	.640"-.930" (16.3-23.6)	29W09H*
Thermoplastic elastomer yellow receptacles.	—	69W08H*	—	—



30A 125/250V
 Non-NEMA



30A 3Ø Y
120/208V AC
 Non-NEMA

Note: *Receptacles are NEMA 3R, IP44 suitability.
 •UL listed only.



6700H

NEMA Type 3R Weather Protective Lift Covers**

Description	Catalog Number
Lift cover assembly; for use with 15A or 20A straight blade receptacles and 15A locking receptacle; receptacle not included.	6500H
Lift cover assembly; for use with locking 20A receptacles; receptacle not included.	6700H
Lift cover assembly; for use with locking 30A receptacles*; receptacle not included.	6800H

Note: *When mating with 28W08H plug, use 6700H.

**For use with FS/FD boxes.

NEMA Type 1 Portable Outlet Box

Description	Catalog Number
Portable outlet box.	3059H
Portable outlet box; deep.	3099H
Portable outlet box with feed thru.	3090FH
Portable outlet box with (2) duplex cover plates.	3000H

Note: For use with NEMA Type 1 portable outlet box covers listed below.

NEMA Type 1 Portable Outlet Box Cover Plates

Description	Catalog Number
Outlet box lift cover, duplex receptacle.	3056H
Outlet box cover, duplex receptacle.	3051H
Outlet box lift cover, 1.39" diameter receptacle.	3057H
Outlet box cover, 1.39" diameter receptacle.	3052H
Outlet box lift cover, 1.572" diameter receptacle.	3058H
Outlet box cover, 1.572" diameter receptacle.	3055H
Outlet box lift cover; GFCI.	3061H
Outlet box cover; GFCI.	3060H
Outlet box cover plate, blank.	3054H



3059H




3099H



3090FH

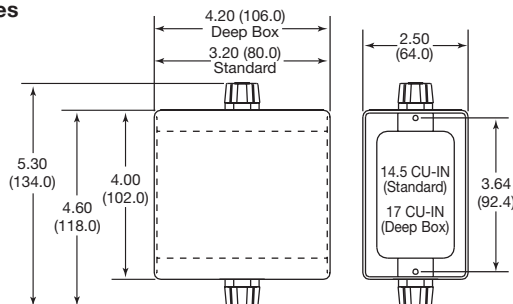


3000H



Dimensions

Portable Outlet Boxes



Dimensions in Inches (mm)



Heavy-Duty Portable Outlet Boxes and Cover Plates

Description	Catalog Number
Box with cord strain relief, with one blank cover plate.	HBLPOB1
Box with cord strain relief, with one blank cover plate, black.	HBLPOB1BK
Box with cord strain relief, with two duplex (indoor) cover plates.	HBLPOB1D
Box with cord strain relief, with two duplex (indoor), yellow cover plates.	HBLPOB1DY
Blank, non-metallic FS cover plate with foam gasket, gray.	HBLP14FS
Duplex, non-metallic FS cover plate, gray.	HBLP8FS
Duplex, non-metallic FS cover plate, yellow.	HBLP8FSY
Single receptacle (1.39"), non-metallic FS cover plate, gray.	HBLP7FS
Single receptacle (1.56"), non-metallic FS cover plate, gray.	HBLP720FS
Rectangular opening, non-metallic FS cover plate, gray.	HBLP26FS



HBLPOB1

Other Cover Plates and Devices

which may be used with Heavy-Duty Portable Outlet Boxes

Description	Catalog Number
Duplex cover plate, weatherproof.	HBL5221, HBL52CM21
Single receptacle (1.39") cover plate, weatherproof.	HBL7423WO, HBL74CM23WO
Single receptacle (1.56") cover plate, weatherproof.	HBL7425WOA, HBL74CM25WOA
Safety-Shroud Twist-Lock® surface receptacles.	HBL2310SR, HBL2320SR, HBL2330SR, HBL2610SR, HBL2620SR



Cover Plates

Note: Standard product gray, CM yellow.

Deluxe Cord Grips Straight Male Thread Nylon Fittings, Stainless Steel Mesh, Liquidtight, for Insulated Cables

Grip Diameter Range Inches (cm.)	Thread Size NPT (inches)	Form Size	Catalog Number
.375"-.500" (.95-1.27)	3/4"	F3	074011335
.500"-.625" (1.27-1.59)	3/4"	F3	074011336
.625"-.750" (1.59-1.90)	3/4"	F3	074011337

Nylon Cord Connector Straight Male Thread

Grip Diameter Range Inches (cm.)	Thread Size NPT (inches)	Form Size	Catalog Number
.375"-.500" (.95-1.27)	3/4"	F3	SHC1035CR
.500"-.625" (1.27-1.59)	3/4"	F3	SHC1036CR
.625"-.750" (1.59-1.90)	3/4"	F3	SHC1037CR



Deluxe Cord Grips (purchased separately)

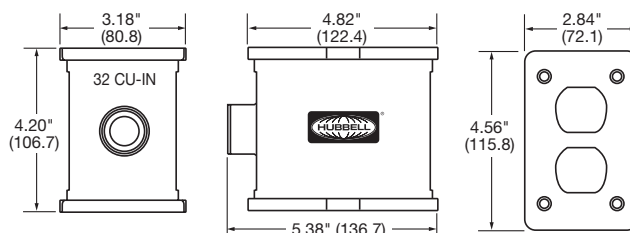
Specifications for Heavy-Duty Portable Outlet Boxes and Cover Plates

UL Listed	UL 514C, UL467 and UL50 Enclosures Types 1, 3R.
CSA Certified	C22.2 No. 18 and C22.2 No. 94 Enclosures Types 1, 3R and C22.2 No. 0.4 (Impedance).
Box Specifications:	
Moisture Resistance	Wet and damp locations, Enclosure Type 3R when used with weatherproof cover plates. Dry, indoors locations, Enclosure Type 1 with all other cover plates.
Flammability	UL 94V-0, 94-5VA classification.
Operating Temperature	80°C maximum; -35°C minimum.
UV Resistance	All materials are UV stabilized.
Impact and Crush Resistance	in accordance with UL 514C, UL50, C22.2 No. 18 and C22.2 No. 94.
Material	Valox®.
Cord Connector Materials	Nylon nut; Nylon Gotcha® ring; Neoprene grommet.
Cord Diameter Range	.38" to .75" diameter.
Bonding Strap Material	Brass.
Threaded Inserts	Brass.
Grounding Screw Material	Brass.
Indoor Cover Plate Screws Material	Zinc Plated Steel.
Outdoor Cover Plate Screws Material	Stainless Steel.
Cover Plate Gasket Material	UL recognized closed-cell foam (aging and oil resistant).



Gray Nylon Cord Connector

Dimensions



HBLPOB1

Valox® is a trademark of SABIC Innovative Plastics, acquired from General Electric Company.

Dimensions in Inches (mm)



Specifications

Listings (Plug/Connector and Flip Lid Assembly)

Listed to UL498.

Certified to CSA C22.2 No. 42.

Meets NEMA WD-1, WD-6 and ANSI standards.

Materials

Plug/Connector

Part	Materials
Blade/Contact Carrier	PBT Thermoplastic, yellow
Terminal Retainer	Polycarbonate, clear
Housing	Thermoplastic Elastomer, yellow
Housing Insert	Polypropylene, natural
Strain Relief Nut	PBT Thermoplastic, gray
Grommet	Thermoplastic Elastomer, various colors
Ferrule	Polypropylene, natural
Blades/Contacts	Brass, nickel
Terminal Screws	Steel, chromate
Terminal Screw Size	#8-32
Body Holding Screws	Stainless steel
Drive Screws	Steel, chromate

Flip Lid Assembly (see connector for device materials)

Part	Materials
Flip lid and cover plate	PBT Thermoplastic, yellow
Sealing Collar	Thermoplastic elastomer, yellow
Mounting Plate	Stainless steel
Spring	Stainless steel
Hinge Pin	Stainless steel
Mounting Screws	Stainless steel

Portable Outlet box and Accessories

Part	Materials
Box Enclosure	Thermoplastic Elastomer, yellow
Strain Relief Nut	PBT Thermoplastic, gray
Grommet	Thermoplastic Elastomer, various colors
Ferrule	Polypropylene, natural
Strain relief insert	Nylon, yellow
Locknut	Steel, zinc plate
Threaded inserts	Polypropylene, natural
Strain relief wire	Brass
Duplex receptacle screw	Stainless steel
Cover plate screws	Steel, black oxide
Cover Plate	Nylon, gray
Flip covers	PBT Thermoplastic, yellow
Flip cover seal	Foam rubber, black
Cover plate Spring	Stainless steel
Hinge Pin	Aluminum
Hinge bracket	Stainless steel
Rivets	Brass

Performance

Electrical

Dielectric Voltage	
Connectors:	2000V AC if rated 300V or less 3000V AC if rated above 300V
Plugs:	2500V AC if rated 300V or less 3500V AC if rated above 300V
Max Working Voltage	As marked
Current Interrupting	Rated for current interruption per UL498
Temperature Rise	30°C max per UL498 at rated current

Mechanical

Cord and terminal accommodations:

Plugs and Connectors

15 and 20A straight blade and 15A locking	Types S, SO, ST, SJ, SJO, SJT 18/3 to 12/3, .300 min. to .625 in. max (7.6 to 15.9 mm) dia.
20 and 30A 3-wire locking	12/3 SJ, 14/3 S to 10/3 S (.475" to .720") (12.1 mm to 19.2 mm)
20A 4-wire locking	14/4 S to 10/4 S (.560" to .775") (14.2 mm to 19.9 mm)
30A 4-wire locking	12/4 S to 8/4 S, 6/4 MSHA (.640" to .930") (16.3 mm to 23.6 mm)

Receptacles – use solid or stranded building wire or flexible cord only as outlined below:

All 15 and 20A straight blade	18 AWG to 12 AWG
20A locking and 30A 3-wire	14 AWG to 10 AWG
30A 4-wire	12 AWG to 6 AWG

Portable Outlet Boxes

All	16/3 SO through 12/3 SO cord
Wiring Volume	Standard - 14.5 cu. in. Deep - 17 cu. in.

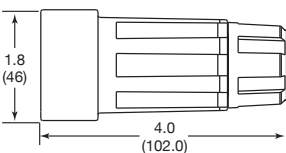
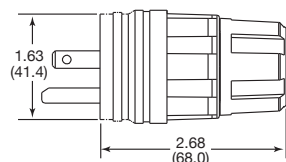
Environmental

Moisture Resistance	NEMA 4, 4X, 12, 6, 6P (Plug and Connector only) NEMA 3R (Flip lid assemblies) NEMA TYPE 1 (Portable Outlet Box)
Flammability	UL94V0 (boxes and wiring device interiors) UL94V2 (cover plates) UL94HB (wiring device housings, flip lid seals)
Operating temperatures	-40°C (without impact) to +60°C continuous
UV resistance	All exposed materials are UV stabilized

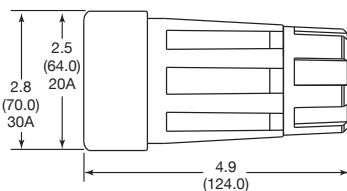
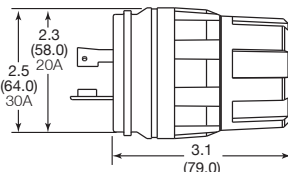
Dimensions

Watertight Plugs and Connectors

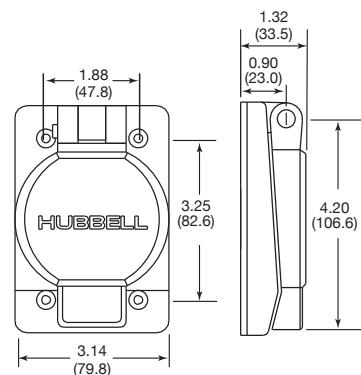
Straight Blade and 15A Locking



Locking



Receptacles with Lift Cover and Cover Assemblies



Dimensions in Inches (mm)