



PGN

High Performance LED Sconce

Catalog Number	
Comments	Type

FEATURES

Application

The PGN is an indoor or outdoor architectural high performance LED sconce which offers "Normally On" and emergency operation in one fixture. "Normally On" operation is powered by line voltage (120 or 277) that can be switched on/off and used for accent lighting, entrance/exit illumination. Failure of line voltage will result in automatic operation from secondary DC voltage which must be supplied from an external 6-12V DC emergency lighting unit. The PGN includes a field installable full cut-off shield to address "dark sky" compliant requirements.

Construction

Housing and mounting plate are constructed of 1/8" die-cast aluminum and sealed with a 1/8" closed-cell silicone gasket. The acrylic lens allows 92% light transmission. The reflector is electro-polished aluminum with 95% reflectance. Housing finish is powder coated electro-deposition paint available in four colors: dark bronze, white, platinum silver and black. Full cut-off shield constructed of cold-rolled steel, painted to match color as ordered.

Installation

Universal backplate knockouts for mounting to standard 3 1/2", 4" octagonal and 4" square electrical boxes. Backplate mounting is performed using installer supplied hardware. An adhesive-backed neoprene gasket is provided to ensure a waterproof seal. A 1/2" - 1/4" NPT threaded conduit opening is provided at the top of the enclosure and sealed with a closure plug. The housing "snaps" to the back plate by a "pin and socket" arrangement, and is secured with two Phillips head screws.

Illumination

The unit is illuminated by 4 high power LED's arranged so that in the event of 1 or 2 LED failures the unit will continue to operate.

Compliances

- UL 924 Listed
- UL Wet Location Listed
- NFPA 101 Life Safety Code
- NFPA 70 National Electrical Code
- OSHA
- IES full cut-off compliant with application of field installed shield
- U.S. Patent No. D627,916

Warranty

Three-year warranty for unit and electronics



ORDERING GUIDE

PGN



- W** - White
- Z** - Dark Bronze
- P** - Platinum Silver
- B** - Black





PGN

High Performance LED Sconce

SPECIFICATIONS

Electronics

The PGN has two modes of operation:

Normal mode: In normal mode, power is supplied from 120V or 277V AC source and may be switched on/off allowing the unit to behave like a typical luminaire.

Emergency mode: Upon failure of normal utility power, an external (6-12VDC) emergency power source (supplied separately) having transfer logic will operate the PGN as an emergency unit. In order for the unit to function properly as emergency lighting (NEC 700.12), the DC emergency source must be powered (under normal conditions) from the same AC circuit as that to the unit.

Number of Lamps: Four High Output LEDs

LED Lamplife: 48,000 hrs. at 70% of initial

Lamp Configuration: 4 individually driven LEDs provide illumination. In the event of 1 or 2 LED failures, the remaining LED's will continue to function.

Lamp Color: Neutral White, 4000K

Color Rendering Index (CRI): 75

Total Lamp Output: 445 Lumens min. initial

Input: 120/277VAC, 60 Hz. "Normal"
6-12VDC "Emergency"

Functional Circuitry: Transient surge protection

Operating Temperature Range

-30°C to 50°C (-22°F to 122°F)

Power Consumption:

Normal

17W @ 120VAC, 17W @277VAC

Emergency

12W @ 6VDC, 13W @12VDC

Power Factor: Average .80 (lagging)

ILLUMINATION PATTERN

Single Unit Coverage

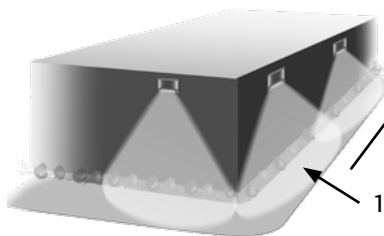
Mounting Height: 9'
Outdoor Reflectance: 0/30/10
Indoor Reflectance: 80/50/20



	Indoor	Outdoor
1 FC Average (W x D)	35' X 10'	29' X 10'
1 FC Minimum (W x D)	11' X 10'	10' X 10'


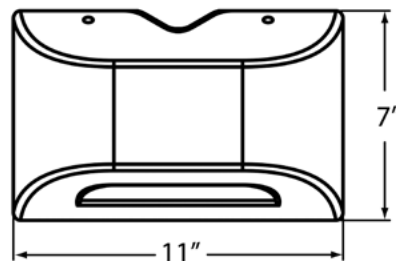
Multiple Unit Spacing

Mounting Height: 9'
Illuminated Path Depth: 6'
Outdoor Reflectance: 0/30/10
Indoor Reflectance: 80/50/20



	Indoor	Outdoor
1 FC Average	49'	37'
1 FC Minimum	19'	16'

DIMENSIONS



COMPATIBLE EMERGENCY UNITS

		6 V DC	12V DC	120/277 VAC	Remote Capacity	# of PGN
Combo⁽¹⁾	HCXURWRC12	✓			12 W	1
	HCXURW-0-RC12	✓			23 W	1
Unit⁽¹⁾	LZ30	✓			20 W	1
	LZ65	✓			55 W	4
	LM33	✓			18 W	1
	LM40	✓			25 W	2
	LM40-12V		✓		25 W	2
	AS80	✓			65 W	5
Inverter	LiteGear® LG1			✓	100 Va	5

⁽¹⁾ Each instance assumes standard lamp-heads are used on the unit, except the **HCXURW-0-RC12**, which is supplied without lamp heads.