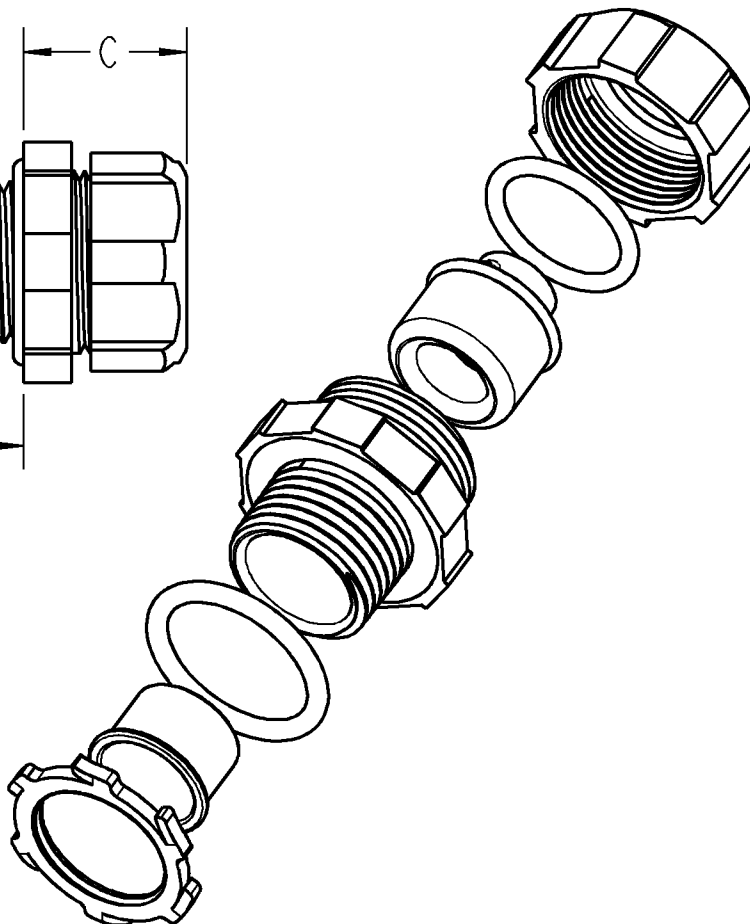
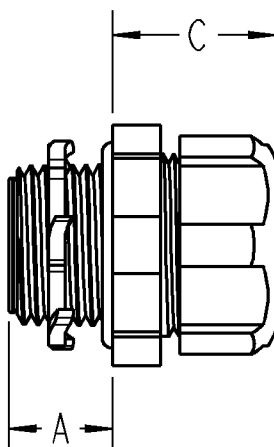
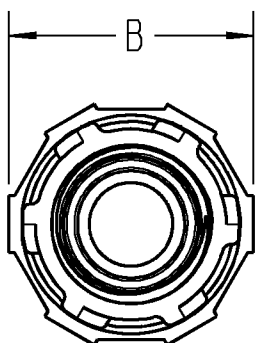




# Steel City



1. MATERIAL: MALLEABLE IRON
2. FINISH: ZINC PLATED
3. FULL PERIMETER INSULATOR ON ALL INSULATED PARTS
4. DIMENSION C WITH GLAND THREADED FULLY
5. ALL DIMENSIONS REFERENCE ONLY.

LT 703	1" INS CONNECTOR	.550 (13.97)	1.890 (48.01)	.860 (21.84)
LT 103	1" CONNECTOR	.500 (12.70)	1.890 (48.01)	.860 (21.84)
LT 702	3/4" INS CONNECTOR	.540 (13.72)	1.546 (39.27)	.860 (21.84)
LT 102	3/4" CONNECTOR	.500 (12.70)	1.546 (39.27)	.860 (21.84)
LT 701	1/2" INS CONNECTOR	.540 (13.72)	1.275 (32.39)	.860 (21.84)
LT 101	1/2" CONNECTOR	.500 (12.70)	1.275 (32.39)	.860 (21.84)
LT 700	3/8" INS CONNECTOR	.540 (13.72)	1.185 (30.10)	.860 (21.84)
LT 100	3/8" CONNECTOR	.500 (12.70)	1.185 (30.10)	.860 (21.84)
CAT #	DESCRIPTION	DIM A	DIM B	DIM C

#### GENERAL NOTES

1. ALL DIMENSIONS ARE FOR REFERENCE ONLY.
2. DIMENSIONS IN BRACKETS [ ] ARE IN METRIC UNITS.

#### REVISIONS

\*\* SEE ERN ( \*\*\*\* )  
FOR APPROVAL SIGNATURES  
& RELEASE DATE.  
PROJECT NO: \*\*\*\*

**Thomas & Betts**  
www.tnb.com

DESCRIPTION:

### STEEL CITY LIQUID TIGHT CONNECTORS

ORIGINAL PROJECT NO / ( ERN NO )

RD55482 / ( 2005269 )

SHEET NO:

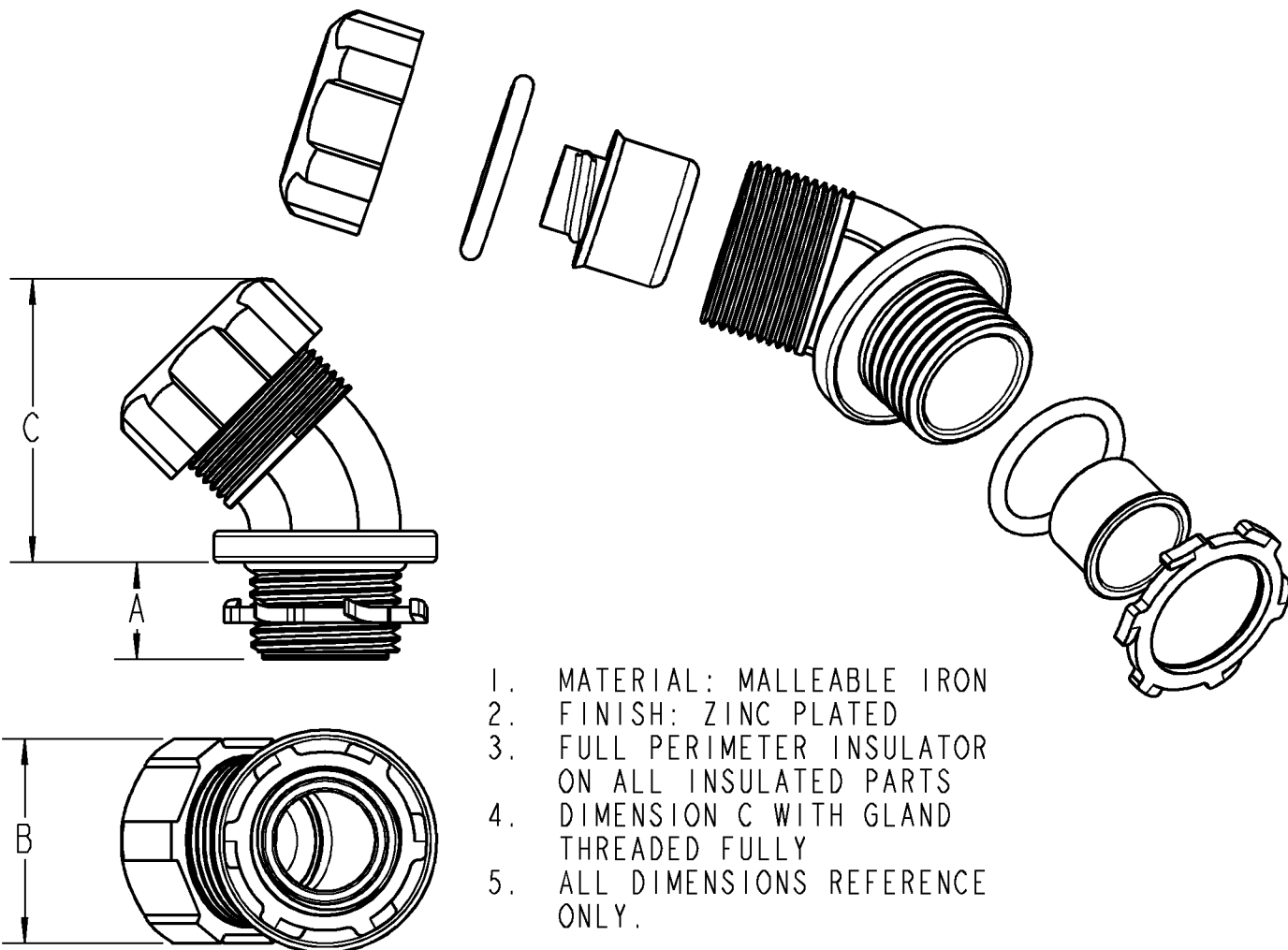
1 OF 3

REV. NO:

-

DRAWING NO:

WSD-000144



1. MATERIAL: MALLEABLE IRON
2. FINISH: ZINC PLATED
3. FULL PERIMETER INSULATOR ON ALL INSULATED PARTS
4. DIMENSION C WITH GLAND THREADED FULLY
5. ALL DIMENSIONS REFERENCE ONLY.

LT 953	1" INS CONNECTOR	.550 (13.97)	1.890 (48.01)	1.970 (50.04)
LT 453	1" CONNECTOR	.500 (12.70)	1.890 (48.01)	1.970 (50.04)
LT 952	3/4" INS CONNECTOR	.550 (13.97)	1.546 (39.27)	1.660 (42.16)
LT 452	3/4" CONNECTOR	.500 (12.70)	1.546 (39.27)	1.660 (42.16)
LT 951	1/2" INS CONNECTOR	.540 (13.72)	1.275 (32.39)	1.400 (35.56)
LT 451	1/2" CONNECTOR	.500 (12.70)	1.275 (32.39)	1.400 (35.56)
LT 950	3/8" INS CONNECTOR	.540 (13.72)	1.185 (30.10)	1.350 (34.29)
LT 450	3/8" CONNECTOR	.500 (12.70)	1.185 (30.10)	1.350 (34.29)
CAT #	DESCRIPTION	DIM A	DIM B	DIM C

**Thomas & Betts**  
www.tnb.com

DESCRIPTION:

**STEEL CITY LIQUID  
TIGHT CONNECTORS**

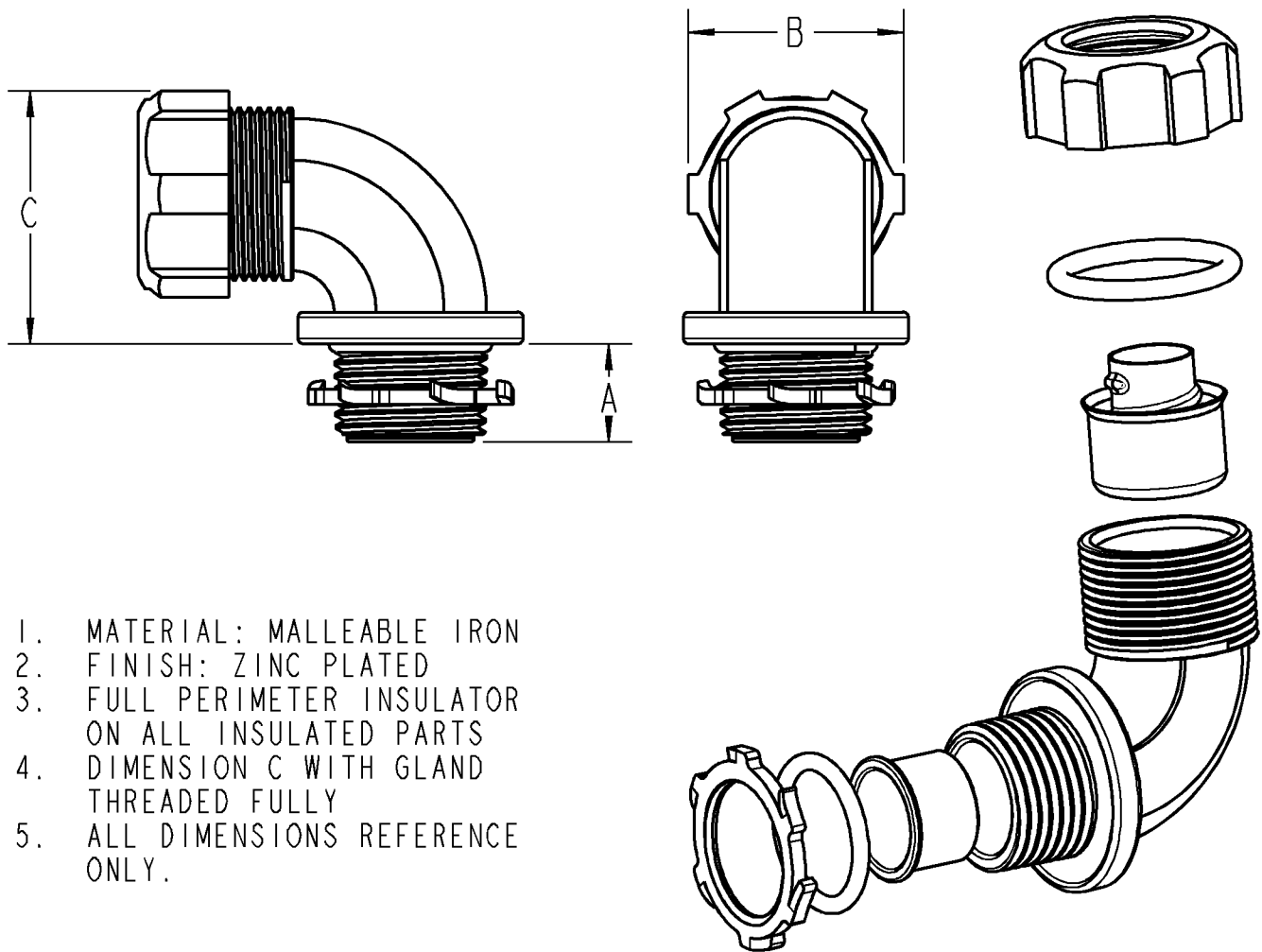
SHEET NO:

2 OF 3

REV. NO:

DRAWING NO:

**WSD-000144**



1. MATERIAL: MALLEABLE IRON
2. FINISH: ZINC PLATED
3. FULL PERIMETER INSULATOR ON ALL INSULATED PARTS
4. DIMENSION C WITH GLAND THREADED FULLY
5. ALL DIMENSIONS REFERENCE ONLY.

LT 993	1" INS CONNECTOR	.550 (13.97)	1.890 (48.01)	2.125 (53.98)
LT 493	1" CONNECTOR	.500 (12.70)	1.890 (48.01)	2.125 (53.98)
LT 992	3/4" INS CONNECTOR	.550 (13.97)	1.546 (39.27)	1.734 (44.04)
LT 492	3/4" CONNECTOR	.500 (12.70)	1.546 (39.27)	1.734 (44.04)
LT 991	1/2" INS CONNECTOR	.540 (13.72)	1.275 (32.39)	1.470 (37.34)
LT 491	1/2" CONNECTOR	.500 (12.70)	1.275 (32.39)	1.470 (37.34)
LT 990	3/8" INS CONNECTOR	.540 (13.72)	1.185 (30.10)	1.332 (33.83)
LT 490	3/8" CONNECTOR	.500 (12.70)	1.185 (30.10)	1.332 (33.83)
CAT #	DESCRIPTION	DIM A	DIM B	DIM C

**Thomas & Betts**  
www.tnb.com

DESCRIPTION:

**STEEL CITY LIQUID  
TIGHT CONNECTORS**

SHEET NO:

3 OF 3

REV. NO:

DRAWING NO:

**WSD-000144**