



GE  
Lighting

### 45743 - F17T8/SP35/ECO

GE Ecolux® Starcoat® T8

- Passes TCLP, which can lower disposal costs.



High Color Rendering



### GENERAL CHARACTERISTICS

Lamp Type	Linear Fluorescent - Straight Linear
Bulb	T8
Base	Medium Bi-Pin (G13)
Rated Life	30000.0 hrs
Rated Life (instant start) @ Time	15000 h @ 3 h
Rated Life (rapid start) @ Time	20000 h @ 12 h
	30000.0 @ 3.0/36000.0 @ 12.0 h
Bulb Material	Soda lime
Starting Temperature (MIN)	10.0 °C
LEED-EB MR Credit	78 picograms Hg per mean lumen hour
Additional Info	TCLP compliant
Primary Application	Full Wattage

### PHOTOMETRIC CHARACTERISTICS

Initial Lumens	1325.0
Mean Lumens	1260.0
Nominal Initial Lumens per Watt	77
Color Temperature	3500.0 K
Color Rendering Index (CRI)	78.0
S/P Ratio (Scotopic/Photopic Ratio)	1.4

### ELECTRICAL CHARACTERISTICS

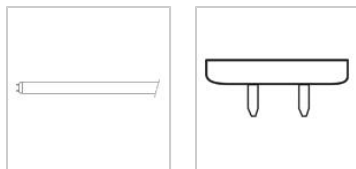
Wattage	17.0
Voltage	70.0
Open Circuit Voltage (rapid start) (MAX)	285.0 V
Open Circuit Voltage (rapid start) Min @ Temperature	210 V @ 10 °C
Cathode Resistance Ratio - Rh/Rc (MIN)	4.25
Cathode Resistance Ratio - Rh/Rc (MAX)	6.5
Current Crest Factor (MAX)	1.7

### DIMENSIONS

Maximum Overall Length (MOL)	23.7800 in(604.0 mm)
Minimum Overall Length	23.6700 in(601.2 mm)
Nominal Length	24.000 in(609.6 mm)
Bulb Diameter (DIA) (MIN)	0.940 in(23.9 mm)
Bulb Diameter (DIA) (MAX)	1.100 in(27.9 mm)
Bulb Diameter (DIA)	1.000 in(25.4 mm)
Max Base Face to Base Face (A)	23.220 in(589.8 mm)
Face to End of Opposing Pin (B) (MIN)	23.400 in(594.4 mm)
Face to End of Opposing Pin (B) (MAX)	23.500 in(596.9 mm)
End of Base Pin to End of Opposite Pin End (C)	23.670 in(601.2 mm)

### PRODUCT INFORMATION

Product Code	45743
Description	F17T8/SP35/ECO
ANSI Code	1001-1
Standard Package	Case
Standard Package GTIN	10043168457436
Standard Package Quantity	24
Sales Unit	Unit
No Of Items Per Sales Unit	1
No Of Items Per Standard Package	24
UPC	043168457439



### CAUTIONS & WARNINGS

#### Caution

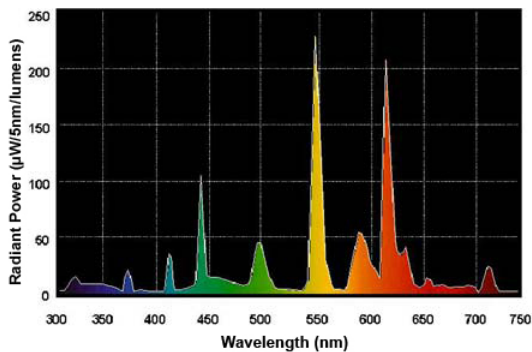
- Lamp may shatter and cause injury if broken
  - Wear safety glasses and gloves when handling lamp.
  - Do not use excessive force when installing lamp.

#### Warning

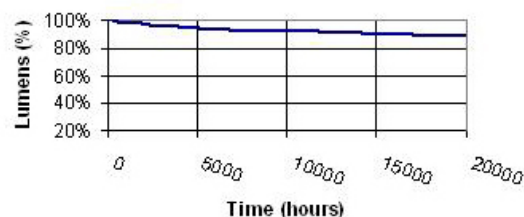
- Risk of Electric Shock
  - Turn power off before inspection, installation or removal.

### GRAPHS & CHARTS

#### Graphs\_Spectral Power Distribution



#### Graphs\_Lumen Maintenance



#### Graphs\_Lamp Mortality

For additional information, visit [www.gelighting.com](http://www.gelighting.com)

