

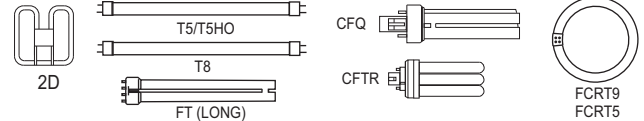
Project \_\_\_\_\_ Type \_\_\_\_\_ Model # \_\_\_\_\_

Remarks \_\_\_\_\_

**Description:** Firehorse Emergency Ballast for use with or without AC ballast designed to add emergency lighting when main AC power is interrupted for minimum of 90 minutes at reduced illumination. The emergency ballast is not intended for general purpose lighting applications. Complies with minimum light output for emergency lighting equipment as per UL 924, supplement "SH". Consult with factory when using EM Ballast with low mercury lamps (TCP).

#### This Ballast Will Operate Following Lamps.

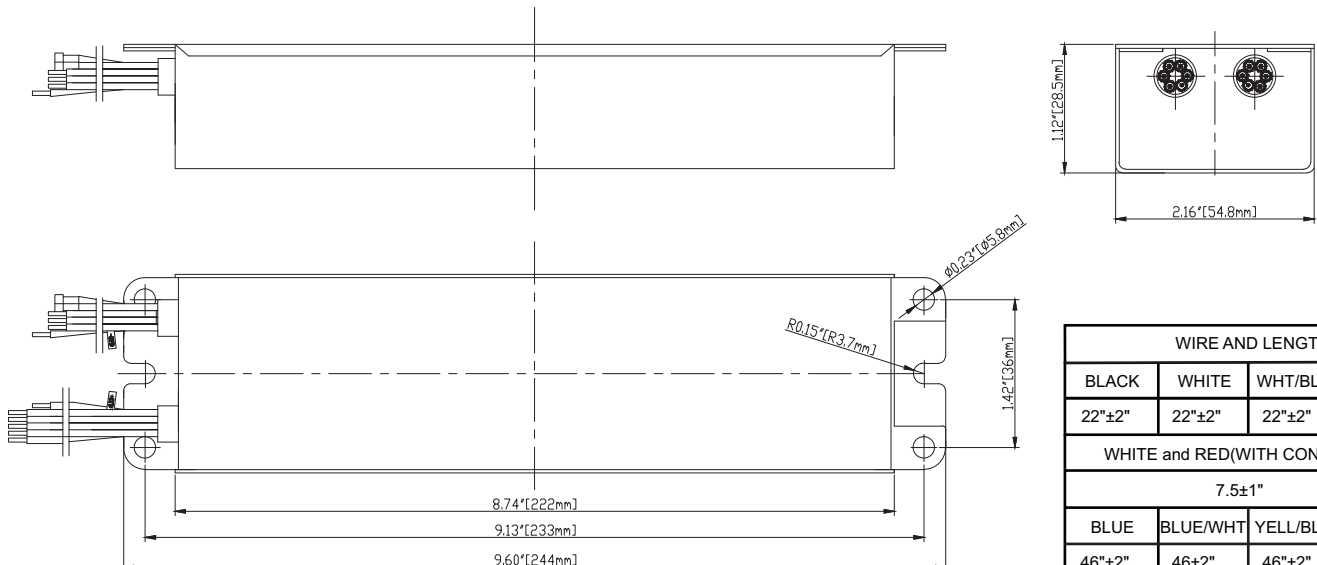
Lamps Suitable for use in 0°C - 55°C ambient:  
 1X - F14T5, F21T5, F24T5HO, F39T5HO, F54T5HO (49W), F25T8, F32T8 (25W), F32T8 (28W), F32T8 (30W), F32T8 (32W), FT24/27W, FT36/39W, CRT5 40W, 2D21W, 2D28W, 2D38W  
 Lamps Suitable for use in 20°C - 55°C ambient:  
 1X - F28T5, F54T5HO (54W), F40T8, FT40W,



### ELECTRICAL DATA

BALLAST TYPE / OUTPUT TYPE	EMERGENCY / AC
INPUT VOLTAGE	120V - 277V $\pm$ 10%, 50/60 Hz
AC INPUT POWER RATING	3W
AC INPUT CURRENT RATING	50mA @ 120VAC / 30mA @ 277VAC
BATTERY TYPE	MAINTENANCE FREE - HIGH TEMPERATURE RECHARGEABLE SEALED NI-CAD
BATTERY VOLTAGE	6.0Vdc
BATTERY CHARGING CURRENT	130mA
BATTERY RATING	12.0Wh
BATTERY CAPACITY	2.0Ah
TEMPERATURE RATING (AMBIENT)	0°C TO 55°C (32°F TO 131°F) OR 20°C TO 55°C (68°F TO 131°F) WHEN USED WITH : F28T5 x1, F54T5HO(54W) x1, F40T8 x1, FT40W x1
MAX INITIAL LIGHT OUTPUT	500 LUMENS
MINIMUM ILLUMINATION TIME	90 MINUTES
RECHARGE TIME	24 HOURS
TEST SWITCH TYPE	ILLUMINATED TEST SWITCH PILOT LIGHT W/ REMOTE PLATE
CHARGING INDICATOR LIGHT TYPE	LED
CASE PROFILE	9.6"L X 2.1"W X 1.1"H X 9.1" MOUNTING CENTER
CASE WEIGHT	1.8 lbs.
CASE TYPE	VANDAL RESISTANT
CASE CONSTRUCTION	PAINTED STEEL
WIRE CONNECTION	STANDARD WIRE LEADS
APPROVAL CLASS	UL / CUL - LISTED FOR DAMP LOCATION - FACTORY OR FIELD INSTALLATION
CODE COMPLIANCE	MEETS OR EXCEEDS UL924 - N.E.C AND NFPA 101 LIFE SAFETY CODE EMERGENCY OPERATING REQUIREMENT
AC COMPATIBILITY	ELECTRONIC FLUORESCENT - STANDARD AND DIMMING
LAMP COMPATIBILITY	FLUORESCENT SINGLE/BI-PIN/4-PIN WITHOUT INTEGRAL STARTER
FIXTURE COMPATIBILITY	INDOOR SWITCHED AND UN-SWITCHED TYPE
END OF LIFE (EOL) COMPATIBILITY	YES (TIME DELAY CIRCUIT)
WARRANTY	5 YEARS

### MECHANICAL DATA



WIRE AND LENGTH			
BLACK	WHITE	WHT/BLK	RED
22"±2"	22"±2"	22"±2"	46"±2"
WHITE and RED(WITH CONNECTOR)			
7.5±1"			
BLUE	BLUE/WHT	YELL/BLK	YELLOW
46"±2"	46±2"	46"±2"	46"±2"
RED/WHT and RED(Multi-unit copper)			
34"±2"			

#### APPLICATION

The FireHorse emergency ballast can be used to add emergency lighting with or without an AC ballast and with most fluorescent luminaires without affecting normal luminaire operation. The emergency ballast is designed for factory or field installation and can be mounted on top, inside, or remote from the luminaire.

If used in an emergency-only luminaire, no AC ballast is required. The FireHorse emergency ballast is not suitable for use in air handling heated air outlets, outdoor, wet, or hazardous locations. The emergency ballast should not be installed near gas or electric heaters. The FireHorse emergency ballast is rated for Indoor Dry/Damp locations, including luminaires rated for UL wet locations.

#### OPERATION

The FireHorse emergency ballast is designed to immediately switch to the emergency mode when the primary AC power is interrupted, illuminating one or two lamps at a reduced lumen output for a minimum of 90 minutes. Upon restoration of primary AC power, the FireHorse emergency ballast immediately returns to a battery charging mode. The LED indicator light source when illuminated indicates battery is in charge mode when AC power is applied. It is recommended and by code required to test the emergency ballast every 30 days to ensure that the ballast is functioning as evidenced by reduced illumination of one or two lamps when pushing the test switch. It is also recommended a 90 minute discharge test is performed one time every 12 months. Battery requires 24 hours to fully re-charge.

#### INSTALLATION

The FireHorse emergency ballast may be used with either a switched or un-switched luminaire. If a switched luminaire is used, an un-switched hot lead must be connected to the emergency ballast to ensure the ballast remains in an uninterrupted charge condition while primary AC power source is active. Reference Installation Instructions for appropriate wiring or contact Fulham Customer Service.

The FireHorse emergency ballast must be fed from the same branch circuit as the AC ballast. Installation is not recommended with luminaires where the ambient temperature may fall below 0° C for extended periods as this may affect the operation of the emergency ballast.

#### REMOTE MOUNTING

The FireHorse emergency ballast may be remote-installed up to half the distance the AC ballast manufacturer recommends for remote mounting the AC ballast from the lamp, or up to 50 feet, whichever is less distance. The remote test switch plate may be mounted within 50 feet of the luminaire and is subject to NEC and applicable local electrical code.

#### UL and CODE COMPLIANCE

The FireHorse emergency ballast has been tested by Underwriters Laboratories in accordance with the standards contained in UL924, "Emergency Lighting and Power Equipment", and is UL approved for factory or field installations. Emergency illumination time meets or exceeds the National Electrical Code (NEC), Life Safety Code (NFPA-LSC) and UL 90 minute requirements. This product does not meet CEC Title 20 Code of Regulations.

#### BATTERY

The FireHorse emergency ballast contains a uniquely constructed, high-temperature rechargeable nickel cadmium battery. The battery is sealed within the ballast housing and is not replaceable. The battery must be recycled or disposed of properly and in compliance with federal, state and local regulations.

#### EMERGENCY ILLUMINATION

Illumination output varies with number of lamps, either 1 or 2 lamps, and lamp wattage requirement. The FireHorse model FH7-UNV-500L is designed to produce 500 initial emergency lumen output; if model works with 2 lamps the total initial lumens is distributed between the 2 illuminated lamps. Refer to Table 1 for average lumen output for selected lamps.

#### SPECIFICATION

Emergency lighting shall be provided by using a FireHorse emergency ballast with a standard fluorescent luminaire equipped with or without an AC ballast. The emergency ballast shall be capable of operating one or two fluorescent lamps as referenced in Table 1. The emergency ballast shall conform to specifications contained in Electrical Data Table and comply with standards set forth by the current NEC. The emergency ballast shall be UL approved for installation on top, inside, or remote from the luminaire.

#### NOTE: USE OF LOW MERCURY "GREEN" LAMPS

A growing number of fluorescent lamp manufacturers have reduced the level of mercury content in their products. While this is helpful to the environment, the lower mercury content makes the lamp more difficult to start in emergency mode, particularly in a compact fluorescent cold-start emergency-only application without an AC ballast. Please contact Fulham Customer Service for further assistance if needed.

#### WARRANTY

Fulham Co., Inc. extends limited warranty only to the original purchaser or to the first user for the period of 5 years from the date of manufacture as indicated by the date code stamped on each product and when properly installed and under normal conditions of use. For additional warranty guide line, please refer to our Complete Product Catalog ([www.fulham.com](http://www.fulham.com)) OR call Customer Service at 1-323-779-2980. Due to a program of continuous improvement, Fulham Co., Inc. reserves the right to make any variation in design or construction to the equipment described.



Hardware kit and instruction sheets are included with EM Ballast.

**TABLE 1**  
**LUMEN OUTPUT CHART**

FH7-UNV-500L WITHOUT INTEGRAL STARTER	WATTS	INITIAL LUMEN OUTPUT	
		1 LAMP	2-LAMPS
F14T5	14W	400-500	X
F21T5	21W	400-500	X
*F28T5	28W	400-500	X
F24T5HO	24W	350-500	X
F39T5HO	39W	350-500	X
F54T5HO	49W	350-500	X
*F54T5HO	54W	350-500	X
F25T8	25W	350-500	X
F32T8	25W	350-500	X
F32T8	28W	350-500	X
F32T8	30W	350-500	X
F32T8	32W	350-475	X
*F40T8	40W	350-500	X
FT24W	24W	400-425	X
FT27W	27W	400-425	X
FT36W	36W	350-450	X
FT39W	39W	350-450	X
*FT40W	40W	400-450	X
CRT5 40W	40W	400-450	X
2D21W	21W	350-500	X
2D28W	28W	350-500	X
2D38W	38W	350-500	X

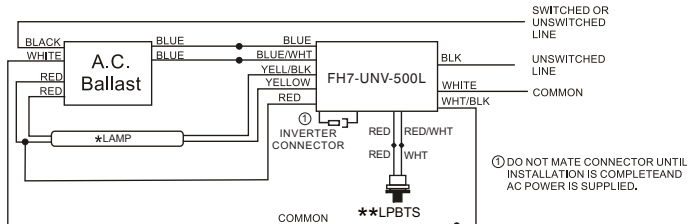
Partial list of lamps operated - contact Fulham Customer Service when referencing alternative lamps - lumen ratings may vary with lamp specifications, light loss, lamp and luminaire maintenance and other utilization factors.  
NOTE: WIRING DIAGRAMS SHOWN ON SEPARATE SHEET

"X" INDICATES LAMP COMBINATION NOT COMPATIBLE  
\* Lamps Suitable for use in 20°C - 55°C ambient

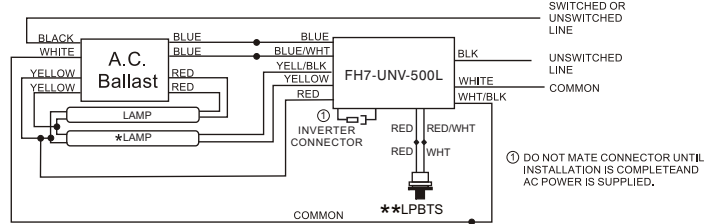
EMERGENCY BALLAST AND AC BALLAST MUST BE FED FROM THE SAME BRANCH CIRCUIT  
TYPICAL SCHEMATICS ONLY. MAY BE USED WITH OTHER BALLASTS. CONSULT THE FACTORY FOR OTHER WIRING DIAGRAMS.

#### WIRING DIAGRAMS FOR ONE LAMP EMERGENCY OPERATION

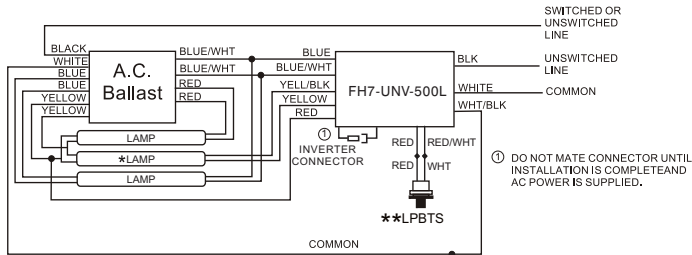
##### 1. ONE LAMP RAPID START BALLAST



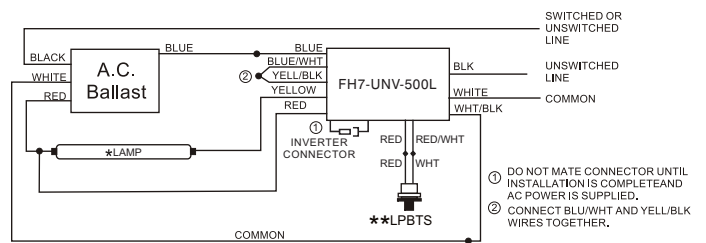
##### 2. TWO LAMP RAPID START BALLAST



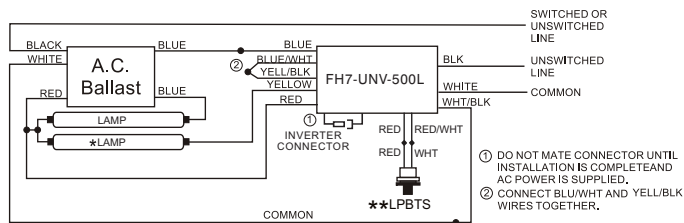
##### 3. THREE LAMP RAPID START BALLAST



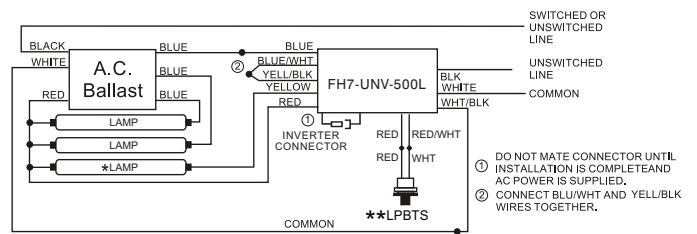
##### 4. ONE LAMP INSTANT START BALLAST



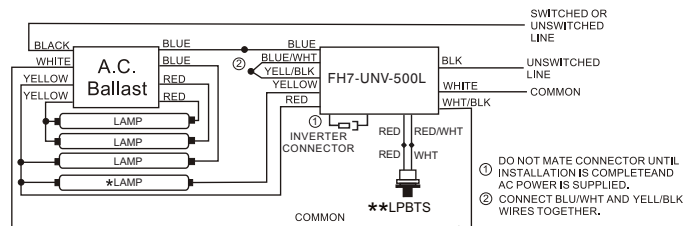
##### 5. TWO LAMP INSTANT START BALLAST



##### 6. THREE LAMP INSTANT START BALLAST

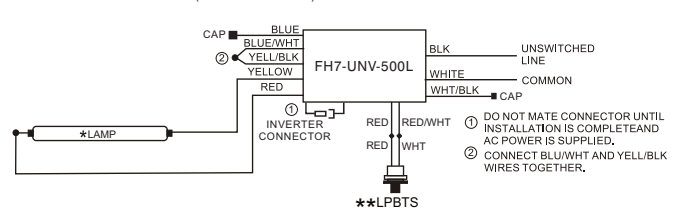


##### 7. FOUR LAMP INSTANT START BALLAST



##### 8. ONE (1) LAMP WITHOUT AC BALLAST

(EMERGENCY ONLY)



\*AC / EMERGENCY

\*\*LIGHTED PUSH BUTTON TEST SWITCH (LPBTS)

USE PROPER CAPS TO TAP UNUSED LEADS