

Conduit Sealing Fittings

Chico Sealing Compound and Fiber see pages 155-156

Cl. I, Div. 1 & 2, Groups A, B, C, D Explosionproof
 Cl. II, Div. 1, Groups E, F, G Dust-Ignitionproof
 Cl. II, Div. 2, Groups F, G
 Cl. III

6F

Applications:

- EYS and EZS sealing fittings:
- Restrict the passage of gases, vapors or flames from one portion of the electrical installation to another at atmospheric pressure and normal ambient temperatures
 - Limit explosions to the sealed off enclosure
 - Limit precompression or pressure "piling" in conduit systems
- Sealing fittings are required:
- At each entrance to an enclosure housing an arcing or sparking device when used in Class I, Division 1 and 2 hazardous locations. To be located as close as practicable and, in no case, more than 18" from such enclosures
 - At each conduit entrance of 2" size or larger to an enclosure or fitting housing terminals, splices or taps when used in Class I, Division 1 hazardous locations. To be located as close as practicable and, in no case, more than 18" from such enclosures
 - In conduit systems when leaving Class I, Division 1 or Division 2 hazardous locations
 - In cable systems when the cables either do not have a gas/vaportight continuous sheath or are capable of transmitting gases or vapors through the cable core when those cables leave the Class I, Division 1 or Division 2 hazardous locations

Features:

- EYS and EZS sealing fittings include:
- Minimum turning radius
 - Large openings with threaded closures to provide easy access to conduit hubs for making dams
 - Integral bushings in conduit hubs to protect conductor insulation from damage
 - Taper-tapped hubs to ensure ground continuity
- EYS sealing fittings are available for installation in either vertical only or in both horizontal or vertical positions.
- EZS sealing fittings for installation at any angle; the covers with opening for sealing compound can be properly positioned to accept the compound.

Certifications and Compliances:

- NEC/CEC:
 - EYS1-3, 11-31, 16-36, 116-316**
Class I, Division 1 & 2, Groups A, B, C, D
Class II, Division 1, Groups E, F, G
Class II, Division 2, Groups F, G
Class III
 - EYS41-101, 416-1016**
Class I, Division 1 & 2, Groups B, C, D
Class II, Division 1, Groups E, F, G
Class II, Division 2, Groups F, G
Class III
 - EYS29, 4-014, 46-0146**
EZS1-8, 16-86
Class I, Division 1 & 2, Groups C, D
Class II, Division 1, Groups F, G
Class II, Division 2, Groups F, G
Class III
- UL Standard: 1203
- CSA Standard: C22.2

Sealing fittings are approved for use in hazardous locations only when *Chico*® X fiber and *Chico A* sealing compound or Chico SpeedSeal are used to make the seal.

Standard Materials:

- Bodies – *Feraloy*® iron alloy and/or ductile iron
- Plugs – *Feraloy* iron alloy and/or steel
- Removable nipples – steel

Standard Finishes:

- Feraloy* iron alloy and ductile iron – electrogalvanized and aluminum acrylic paint
- Steel – electrogalvanized

Options:

Description
Copper-free aluminum bodies, nipples and enclosures

Suffix
SA

Size Ranges:

- 1/2" – 6"

Ordering Information - EYS



Vertical female



Vertical male & female



Vertical or horizontal female



Vertical or horizontal male & female

For Sealing in Vertical Positions Only

Hub Size	Female Hub Cat. #	Male & Female Hub Cat. #	Approximate Internal Volume in Cubic Inches
1/2	EYS1*	EYS16*	1
3/4	EYS2*	EYS26*	2
1	EYS3*	EYS36*	3 3/4

For Sealing in Vertical or Horizontal Positions

Hub Size	Female Hub Cat. #	Male & Female Hub Cat. #	Approximate Internal Volume in Cubic Inches	
			Vertical	Horizontal
1/2	EYS11*	EYS116*	1	1
3/4	EYS21*	EYS216*	2	2
1	EYS31*	EYS316*	3	3 3/4
1 1/4	EYS41	EYS416	6	8
1 1/2	EYS51	EYS516	10 3/4	12 1/4
2	EYS61	EYS616	19	22 3/4
2 1/2	EYS71	EYS716	25 1/2	30
3	EYS81	EYS816	56	64 1/2
3 1/2	EYS91	EYS916	72	82
4	EYS101	EYS1016	95	110

*Available in copper-free aluminum – to order, add suffix SA to Cat. No.

Dimensions (In Inches)

EYS 16 Series

Size	a	b	Turning Radius
1/2	3 9/32	1 1/4	1 5/8
3/4	3 11/16	1 1/2	1 29/32
1	4 5/16	1 3/4	2 3/8

EYS 116 Series

a	b	Turning Radius
3 11/16	1 1/4	1 3/32
3 11/16	1 1/2	1 1/4
4 5/16	1 3/4	1 5/8

EYS 46 Series

Size	a	b	Turning Radius
1 1/4	5 1/16	2 3/16	1 23/32
1 1/2	5 1/2	2 7/16	2 1/16
2	6 1/4	3	2 5/16
2 1/2	7 1/2	3 1/2	2 11/16
3	8 1/2	4 1/4	3 5/16
3 1/2	9 3/16	4 3/4	3 7/16 ‡
4	9 3/4	5 1/4	3 11/16 ‡
5	11 1/16	6 1/2	4 19/32 ‡
6	12 1/8	7 5/8	5 11/32 ‡

EYS 116 Series

a	b	Turning Radius
5 1/16	2 3/16	1 23/32
5 1/2	2 7/16	2 1/16
6 1/4	3	2 5/16
7 1/2	3 1/2	2 11/16
8 1/2	4 1/4	3 5/16
9 3/16	4 3/4	3 7/16 ‡
9 3/4	5 1/4	3 11/16 ‡

‡With cover removed.

Crouse-Hinds
by **E.T.N**

Conduit Sealing Fittings


Chico Sealing Compound and Fiber see pages 155-156

Cl. I, Div. 1 & 2, Groups C, D
Cl. II, Div. 1, Groups E, F, G
Cl. II, Div. 2, Groups F, G
Cl. III

Explosionproof
Dust-Ignitionproof


6F

Ordering Information - EYS



Vertical or horizontal male & female

Ordering Information - EZS



Male & female hub

For Sealing in Vertical or Horizontal Positions

Hub Size	Female Hub Cat. #	Male & Female Hub Cat. #	Approximate Internal Volume in Cubic Inches	
			Vert.	Horiz.
1¼	EYS4*	EYS46*	6	8
1½	EYS5*	EYS56*	10¾	12¼
2	EYS6*	EYS66*	19	22¾
2½	EYS7*	EYS76*	25½	30
3	EYS8*	EYS86*	56	64½
3½	EYS9*	EYS96*	72	82
4	EYS10*	EYS106*	95	110
5	EYS012	EYS0126	200	222
6	EYS014	EYS0146	290	315

*Available in copper-free aluminum – to order, add suffix SA to Cat. No.

For Sealing at Any Angle

Hub Size	Female Hub Cat. #	Male & Female Hub Cat. #	Approximate Internal Volume in Cubic Inches	
			Vert.	Horiz.
½	EZS1	EZS16	6¼	6¼
¾	EZS2	EZS26	6½	6½
1	EZS3	EZS36	10¼	10¼
1¼	EZS4	EZS46	12½	12½
1½	EZS5	EZS56	14½	14½
2	EZS6	EZS66	46	46
2½	EZS7	EZS76	55	55
3	EZS8	EZS86	90	90

EYS

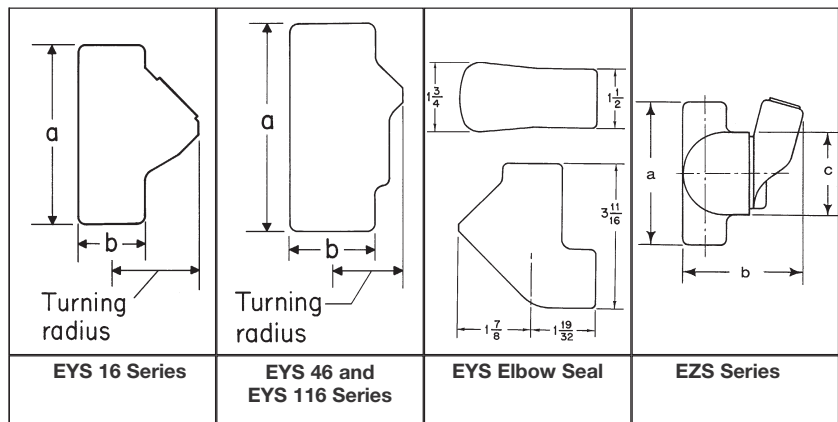


Elbow seal

For Sealing in Vertical Positions

Hub Size	Cat. #	Approximate Internal Volume in Cubic Inches
¾	EYS29	1¾

Dimensions In Inches



EYS Elbow Seal

Size	a	b	Turning Radius (Vertical)
¾	3 ¹¹ / ₁₆	1¾	1 ⁷ / ₈

EZS Series

Size	a	b	c	Turning Radius†
½	4 ⁹ / ₁₆	3 ⁵ / ₈	2½	1 ⁷ / ₈
¾	4 ³ / ₁₆	3 ⁵ / ₈	2½	1 ⁷ / ₈
1	4 ¹⁵ / ₁₆	3 ³¹ / ₃₂	3	2 ¹ / ₈
1¼	5 ¹ / ₁₆	4 ¹³ / ₃₂	3	2 ⁹ / ₁₆
1½	5 ³ / ₁₆	4 ⁹ / ₁₆	3¼	2 ¹¹ / ₃₂
2	7 ¹ / ₁₆	5 ¹³ / ₃₂	5 ³ / ₁₆	3 ³ / ₃₂
2½	7 ¹⁵ / ₁₆	5 ²⁷ / ₃₂	5 ⁹ / ₁₆	3 ³ / ₈
3	8 ⁵ / ₈	6½	5 ⁷ / ₈	3 ⁷ / ₈

†With cover removed.