

XSP Series

XSPW™ LED Wall Pack Luminaire



Making the Switch to LED Lighting an Easy Decision

OUTSTANDING Performance

Capable of replacing 70W - 175W Metal halide wall packs while reducing energy consumption up to 65%. The XSPW Wall Pack also provides improved lighting quality that contributes to creating a safe and inviting site.

MAXIMUM Lighting Value

The XSPW LED Wall Pack offers high-performance solutions for your site lighting needs at remarkably attractive price points. And it's backed by our industry leading 10-year limited warranty.

OPTICAL Precision

Featuring our NanoOptic® Precision Delivery Grid™ optic, the XSPW Wall Pack is designed for application-based performance that delivers light precisely where it's needed. The optical precision and efficient design help maximize energy savings.

EASY Installation

Designed with versatility in mind, the XSPW Wall Pack can seamlessly mount to a variety of configurations. Options for surface or through-wiring from top, side or rear makes replacing existing wall-mounted Metal Halide wall packs simple and easy.

Site Safety with Low Cost of Ownership.

Nothing speaks to security like reliability. The XSPW™ LED Wall Pack leverages Cree's innovative technology, developed for the industry-leading XSP street lights, offering customers a premier site lighting solution that incorporates exceptional thermal management with high-quality components and an unmatched paint finish, making Cree® LED solutions highly reliable. The result is an LED system capable of providing more than a decade of near maintenance-free service.

PERFORMANCE SUMMARY

Made in the U.S.A. of U.S. and imported parts

Utilizes BetaLED® Technology

NanoOptic® Precision Delivery Grid™ optic

DELIVERED LIGHT OUTPUT: 2,500 - 4,100 lumens

CRI: Minimum 70 CRI

CCT: 4000K (+/- 300K), 5700K (+/- 500K)

LIMITED WARRANTY: 10 years on luminaire / 10 years on Colorfast DeltaGuard® finish*

* See www.cree.com/lighting/products/warranty for warranty terms. Product specifications subject to change at any time. Visit www.cree.com/lighting to find the most up-to-date information.

CONSTRUCTION & MATERIALS

- Slim, low profile design
- Luminaire housing specifically designed for LED applications with advanced LED thermal management and driver
- Luminaire mounting box designed for installation over standard and mud ring single gang J-Boxes
- Luminaire can also be direct mounted to a wall and surface wired
- Secures to wall with four 3/16" (5mm) screws (by others)
- Conduit entry from top, bottom, sides, and rear
- Designed for easy through-wiring
- Designed for downlight applications only
- Exclusive Colorfast DeltaGuard® finish features an E-coat epoxy primer with an ultra-durable powder topcoat, providing excellent resistance to corrosion, ultraviolet degradation and abrasion

ELECTRICAL SYSTEM

- **Input Voltage:** 120-277V, 50/60Hz, Class 2 output
- **Power Factor:** > 0.9 at full load
- **Total Harmonic Distortion:** < 20% at full load
- Integral 10kV surge suppression protection standard

REGULATORY & VOLUNTARY QUALIFICATIONS

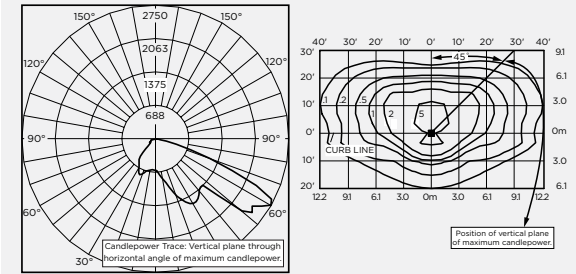
- cULus Listed for wet locations
- 10kV surge suppression protection tested in accordance with IEEE/ANSI C62.41.2
- Luminaire and finish endurance tested to withstand 5,000 hours of elevated ambient salt fog conditions as defined in ASTM Standard B 117
- Meets Buy American requirements within ARRA

PHOTOMETRY

XSPW™ LED Wall Pack - Type III - 42W

BXSPWA*3FC-US

Based on RESTL Test Report #: 2014-0018



Initial Delivered Lumens: 4,187

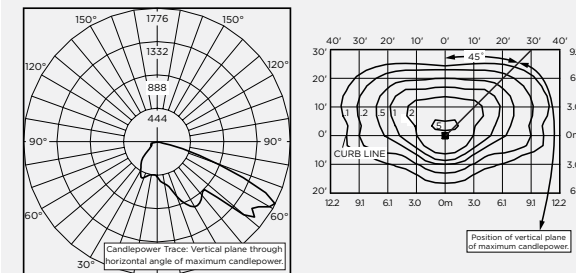
Mounting Height: 10' (3.0m)
Initial Delivered Lumens: 3,819
Initial FC at grade

PHOTOMETRY

XSPW™ LED Wall Pack - Type III - 25W

BXSPWA*3FG-US

Based on RESTL Test Report #: 2014-0019



Initial Delivered Lumens: 2,692

Mounting Height: 10' (3.0m)
Initial Delivered Lumens: 2,529
Initial FC at grade

For exact photometric data please reference our available spec sheets and IES test results at: www.cree.com/lighting/xspwall

XSPW™

LED WALL PACK


Type II (2) & Type III (3)

- 2,529 lumens, 25W, 40K
- 2,722 lumens, 25W, 57K
- 3,819 lumens, 42W, 40K
- 4,109 lumens, 42W, 57K


Dimensions: L 9.3" x W 12.0" x H 3.8"



Black (T)



Bronze (Z)



Platinum Bronze (B)



Silver (S)



White (W)

