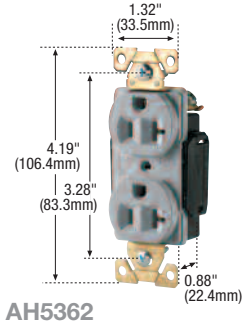
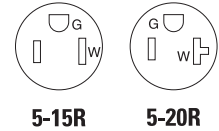
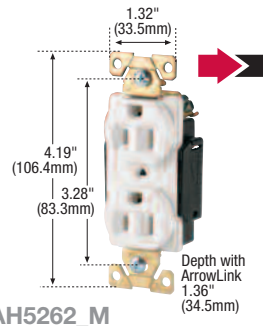


Industrial Specification Grade Straight Blade Receptacles

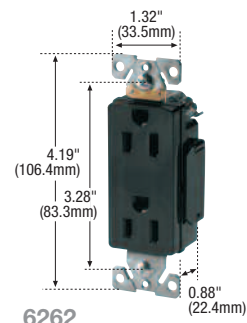
2-Pole, 3-Wire Grounding
 15A, 125V/AC
 20A, 125V/AC
 NEMA 5-15R, 5-20R



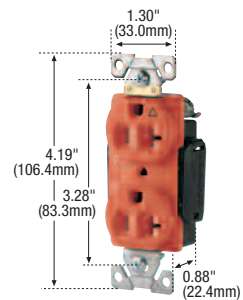
AH5362



AH5262_M



6262



IG5362

Premium Industrial Grade Receptacles

Back Wire & Side Wire	15A, 125V NEMA 5-15R	UL FUL S	SP NOM 426	20A, 125V NEMA 5-20R	UL FUL S	SP NOM 426
Description	Catalog No. Color Suffix	➔	🇺🇸	➔	🇺🇸	🇺🇸
Premium Duplex Receptacle	<input type="checkbox"/> AH5262 B, BK, GY, RD, V, W	•	•	<input type="checkbox"/> AH5362 B, BK, GY, LA, RD, V, W	•	•
Premium Single Receptacle	<input type="checkbox"/> 5261 B, GY, RD, V, W	•	•	<input type="checkbox"/> 5361 B, BK, GY, RD, V, W	•	•

Premium Decorator Industrial Grade Receptacles

Back Wire & Side Wire	15A, 125V NEMA 5-15R	UL FUL S	SP NOM 426	20A, 125V NEMA 5-20R	UL FUL S	SP NOM 426
Description	Catalog No. Color Suffix	➔	🇺🇸	➔	🇺🇸	🇺🇸
Premium Decorator Duplex Receptacle	<input type="checkbox"/> 6262 A, B, BK, GY, LA, RD, V, W	•	•	<input type="checkbox"/> 6362 A, B, BK, GY, LA, RD, V, W	•	•

Isolated Ground Premium Industrial Grade Receptacles

Back Wire & Side Wire	15A, 125V NEMA 5-15R	UL FUL S	SP NOM 426	20A, 125V NEMA 5-20R	UL FUL S	SP NOM 426
Description	Catalog No. Color Suffix	➔	🇺🇸	➔	🇺🇸	🇺🇸
Premium IG Duplex Receptacle	<input type="checkbox"/> IG5262 GY, RD, RN, V, W	•	•	<input type="checkbox"/> IG5362 BK, GY, RD, RN, V, W	•	•
Premium IG Single Receptacle	<input type="checkbox"/> IG5261 RN	•	•	<input type="checkbox"/> IG5361 RN, V*	•	•

* Not Fed. Spec.

Color Ordering Information

For ordering receptacles, include Cat. No. followed by the color code: A (Almond), B (Brown), BK (Black), BL (Blue), GY (Gray), LA (Light Almond), RD (Red), RN (Orange), V (Ivory), W (White)

Icon Key

➔ ArrowLink™ option available. Add "M" suffix to Standard catalog number (example AH5262V, AH5262VM). For ordering information on ArrowLink & ArrowLink SPD connectors, see page A-3.


🇺🇸 Build-To-Spec Customizable Devices - see page A-4
 🇺🇸 NAFTA Compliant - see page O-30

Accessories for Industrial Grade NEMA 5-15 & 5-20 Receptacles

Description	Catalog No.	🇺🇸
1-Gang standard size duplex receptacle pre-marked stainless steel wallplate/"Isolated Ground"	<input type="checkbox"/> IG93101	•
2-Gang mid-size decorator wallplate, ivory	<input type="checkbox"/> PJ262V	



IG93101



PJ262V

Specification Information:

Premium Industrial Receptacles: A-31

ArrowLink Premium Industrial Receptacles: A-29 & A-30

Premium Decorator Industrial Receptacles: A-31

Isolated Ground Premium Industrial Receptacles: A-32

ArrowLink Isolated Ground Premium Industrial Receptacles: A-29

Industrial Specification Grade Premium Receptacles

2-Pole, 3-Wire Grounding
15A, 125V/AC; 15A, 250V/AC; 20A, 125V/AC; 20A 250V/AC
NEMA 5-15, 6-15, 5-20, 6-20

	Device Type	Industrial Grade Premium Duplex Receptacles: AH5262, AH5362, AH5462, AH5662 Series	Industrial Grade Premium Decorator Duplex Receptacles: 6262, 6362, 6462, 6662 Series	Industrial Grade Premium Single Receptacles: 5261, 5361, 5461, 5661 Series	
	Wiring Type	Back & side wire	Back & side wire	Back wire	
	Testing & Code Compliance	<ul style="list-style-type: none"> Listed to UL 498, file no. E15058 UL verified to Federal Spec. WC-596G CSA certified to C22.2, no. 42, file no. 6914 (6233-01) NOM certified 	<ul style="list-style-type: none"> Listed to UL 498, file no. E15058 UL verified to Federal Spec. WC-596G CSA certified to C22.2, no. 42, file no. 6914 (6233-01) NOM certified 	<ul style="list-style-type: none"> Listed to UL 498, file no. E15058 UL verified to Federal Spec. WC-596G CSA certified to C22.2, no. 42, file no. 6914 (6233-01) NOM certified 	
Specifications: Environmental		Flammability	Meets UL 94 requirements; V2 rated	Meets UL 94 requirements; V2 rated	Meets UL 94 requirements; V2 rated
		Temperature Rating	-20°C to 70°C (-4°F to 158°F)	-20°C to 70°C (-4°F to 158°F)	-20°C to 60°C (-4°F to 140°F)
Specifications: Electrical		Dielectric Voltage	Withstands 2000V per UL 498	Withstands 2000V per UL 498	Withstands 2000V per UL 498
	Current Interrupting	Yes, at full-rated current	Yes, at full-rated current	Yes, at full-rated current	
	Temperature Rise	Max. 30°C (86°F) after 250 cycles of overload @ 200% of rated current (DC)	Max. 30°C (86°F) after 250 cycles of overload @ 200% of rated current (DC)	Max. 30°C (86°F) after 250 cycles of overload @ 200% of rated current (DC)	
Specifications: Mechanical	Terminal Accommodation	#14 - 10 AWG	#14 - 10 AWG	#14 - 10 AWG	
	Voltage Ratings	Permanently marked on device	Permanently marked on device	Permanently marked on device	
Materials:	Face	Nylon	Nylon	Nylon	
	Base	Glass-filled nylon	Glass-filled nylon	Nylon	
	Strap	0.05" thick brass	0.05" thick galvanized steel	0.05" thick steel, zinc plated, yellow chromate	
	Auto Ground Clip	Brass	Brass	Phosphor bronze	
	Line Contacts	0.031" thick 5-leaf brass	0.031" thick 5-leaf brass	0.037" thick 5-leaf brass	
	Ground Contact	Integral	1-piece brass ground shunt	Riveted	
	Terminal Screws	#8-32 brass, neutral screw nickel plated	#8-32 brass, neutral screw nickel plated	#8-32 brass, neutral screw nickel plated	
	Ground Screw	#8-32 brass (green)	#8-32 brass (green)	#8-32 brass (green)	
	Screw Terminal Guards	PVC hinged doors	PVC hinged doors	N/A	