

# HALO



*Lighting Design: Gregg Mackell, 186 Lighting Design Group*

Halo  
PDS  
All-Pro

## Halo Recessed Lighting

Product Catalog

**COOPER** Lighting

For over 50 years, HALO has been the industry leader in recessed and track lighting providing innovative and contractor-friendly lighting products. State-of-the-art engineering, on-going research and development, meticulous production standards, and a tradition of unparalleled service are the strong characteristics, which enables HALO to be the brand of choice.




### TABLE OF CONTENT

<b>INTRODUCTION</b> .....	1		
<b>3"</b> Incandescent.....	3-2		
Incandescent - Low Voltage.....	3-6		
<b>4"</b> LED.....	4-2		
Incandescent.....	4-11		
Low Voltage.....	4-18		
Compact Fluorescent.....	4-27		
<b>5"</b> Incandescent.....	5-2		
Compact Fluorescent.....	5-15		
<b>6"</b> LED.....	6-2		
Incandescent.....	6-14		
Low Voltage.....	6-78		
Compact Fluorescent.....	6-82		
Slope Ceiling.....	6-102		
Commercial Grade Incandescent.....	6-112		
<b>7"</b> Compact Fluorescent.....	7-2		
Slope Ceiling Incandescent.....	7-6		
Commercial Grade Incandescent.....	7-8		
HID.....	7-11		
		<b>8"</b> Incandescent.....	8-2
		Compact Fluorescent.....	8-4
		Commercial Grade Incandescent.....	8-9
		<b>10"</b> Incandescent.....	10-2
		Compact Fluorescent.....	10-4
		HID.....	10-8
		<b>Special Products</b> .....	10-10
		<b>Accessories</b> .....	10-11
		<b>All-Pro</b> LED.....	A-2
		3" Incandescent.....	A-4
		4" Incandescent.....	A-8
		4" Low Voltage.....	A-11
		5" Incandescent.....	A-14
		6" Incandescent.....	A-19
		6" Compact Fluorescent.....	A-45
		<b>PDS</b> Compact Fluorescent.....	P-3
		Incandescent.....	P-11
		Metal Halide.....	P-14

### HALO LED

#### HALO LED H7 Collection - 600 / 900 / 1200 Series

The Halo LED H7 collection of 6" downlights offers three lumen packages across the 600, 900, and 1200 Series - a versatile collection of energy-efficient LED downlights for general lighting in commercial and residential applications. The Halo LED 600, 900, 1200 Series were designed for either new construction or retrofitting existing 6" compatible housings (Edison screw base adapter included). Halo LED H7 Collection features excellent color (over 80 CRI) and offers the industry's widest selection of color temperatures (2700K, 3000K, 3500K and 4000K). Halo LED is ENERGY STAR® qualified and can be used for California Title 24 and IECC High Efficacy compliance with designated LED modules and LED trims.



#### HALO LED H4 Collection - 4" Downlight

HALO H4 LED Downlight Collection functions as a three-part system that allows the downlight housing, light engine module and trim to be installed according to the pace of the project. H4 collection offers four LED light engine color temperatures (2700K, 3000K, 3500K and 4000K). The downlights accept 16 different trims including reflector, baffle and lensed. Housings are offered in Insulated-Ceiling (IC) and Non-IC air-tight models and include dimmable LED drivers. Halo LED is ENERGY STAR® qualified and can be used for California Title 24 and IECC High Efficacy compliance with designated LED modules and LED trims. HALO 4" LED downlights save energy, reduce green house gas emissions, and save money without sacrificing performance.



### ALL-PRO LED

#### All-Pro LED RL7 All-Purpose Retrofit Module-Trim


The All Pro RL7 LED is designed to fit into both 5" and 6" standard and shallow recessed housings by Halo, All Pro, and many other compatible recessed housings. Providing excellent color quality and a warm white color temperature (3000K), the RL7 series consumes less than 15 watts and delivers over 635 lumens (more than 65 watt BR30 lamp). The RL7 is dimmable and is designed to last over 50,000 hours, with 70% lumen maintenance. The RL7LED offers flexible mounting with torsion springs or optional 5" and 6" friction blades (included). RL7 LED is ENERGY STAR® qualified and can be used for California Title 24 and IECC High Efficacy compliance.



### HALO CFL

#### 4" Series / 6" Slope Ceiling / 5" & 6" Dimming

Halo 4" compact fluorescent housings in new construction and remodel feature insulated ceiling rating and electronic ballasts. The 4" CFLs offer choice of 13 watt or 18 watt CFL, and a wide selection of trims including baffles, reflectors, open and lensed shower trims. Halo 6" CFL Slope Ceiling housing models are available with standard and dimming electronic ballasts for 26, 32, or 42 watt CFLs. Designed for slope ceilings of 2/12 to 6/12 pitch, the housings are also IC-Insulated Ceiling and AT-AIR-TITE rated. Trim choices are White and Black Baffle. Halo 5" and 6" CFL are offered with electronic dimming ballasts with a relative dimming range of 15% to 100%. Designed to meet the residential market demand for CFL dimming, the Halo package of 5" and 6" dimmable CFL housings offers great value. Halo CFL models are ENERGY STAR® qualified, and can be used to meet California Title 24 and IECC high efficacy compliance.



### HALO H3

#### HALO H3 Decorative Trims

Designed for contemporary décor and offering a very small ceiling presence, the H3 Deco has added decorative glass and adjustable trims to the H3 downlight line. H3 recessed trims offer small apertures with high light output, efficient halogen lamps- MR16 low voltage and GU10 line voltage. H3 Deco trims compliment commercial and residential spaces with precision design and designer finishes (White, Satin Nickel, Tuscan Bronze, Satin Chrome) along with attractive glass elements in Etched, Frost, Blue, Amber.



### PDS

#### Haze and Wall Wash Trims

PDS offers a full range of reflector options including open, open wall wash, baffle and lens with a choice of patterns. Reflectors are formed from high purity aluminum alloy and anodized with either a specular clear or semi specular clear (Haze) finish providing a consistent and durable finish for the life of your project. The open wall wash reflectors provide uniform vertical illumination with a downlight component and use the patented GRUVI™ concept.



### AIR-TITE™

For greater energy conservation, AIR-TITE fixtures help to prevent air leakage from heated or air conditioned into the unconditioned areas. In non-AIR-TITE fixtures air is forced through small openings by changes in air pressure, temperature and humidity and this air exchange from conditioned to unconditioned areas can create higher heating and air conditioning costs. By sealing all openings in and around the fixture, HALO AIR-TITE fixtures meet the ASTM-E283 standards; for compliance with restricted airflow requirements of state and local building codes. HALO offers AIR-TITE models in both IC and Non-IC housings.

### INSULATED CEILING



Insulated Ceiling (IC) type fixtures can be installed in direct contact with air permeable ceiling insulation. This allows the insulation layer to remain unbroken and prevent heating and air conditioning losses. These housings are also equipped with thermal protectors to guard against overlampping by cycling the lamp off and on until the problem is corrected.

IC rated luminaires are tested to UL1598 standards where loose-fill, air-permeable insulation materials such as fiberglass and cellulose may be placed in direct contact with the luminaire.

Air-permeable insulation allows convective heat transfer away from the recessed light fixture, and allows direct access to the luminaire for inspection and servicing. Currently there are no industry guidelines for use of spray-in foam insulation in direct contact with recessed luminaires. As such, Cooper Lighting recommends that spray-in foams be kept 3" from recessed luminaires. Alternate installation when spray-in foam is used, might include but not be limited to, wrapping the luminaire in fiberglass batting to maintain energy efficiency while preserving access to the luminaire.

### "T" HOUSING

Standard thermally protected type "T" housings are for use in non-insulated ceilings. When installed in a ceiling with insulation, the insulation must be kept 3" from all sides of the unit and there must be a least 1" clearance from the top of the fixture to any ceiling material. The integral thermal protector or insulation detector on Halo recessed fixtures provides positive protection against misuse of ceiling insulation and overlampping by cycling the lamp on and off until the problem is corrected. Halo fixtures with ballasts are thermally protected in the ballasts. To meet specific municipal standards, many fixtures carry an "IP" rating.

### COMMERCIAL GRADE

Many of the recessed housings in this catalog are suited for commercial applications such as the H280, H285, H800, H802, H803, H880 Series compact fluorescent housings. PDS fixtures also lend themselves to commercial work. These fixtures offer higher lumen output in commercial 120/277 voltage. Trim choices include downlights, adjustables and wall washers.



### SMALL APERTURE- 3" AND 4"

Small aperture housings are best suited for task and accent lighting especially over counters and in display areas. Small aperture housings are offered in standard non-IC, IC, AIR-TITE and remodel styles.

### REMODEL


Remodel housings simplify installation when fixtures need to be added to existing ceilings. They can be installed from below in existing ceilings by cutting a hole, bringing power to the fixture and installing the housing. The spring clips lock the fixture in place and they can accommodate ceiling material of 1/2" and 5/8" thick. The integral thermal protector provides positive protection against overlampping and allows an IP rating.

### SHALLOW HOUSING

Shallow housings are designed to solve installation problems where lower joist construction is used in the ceiling. These housings are available in either standard or remodel units and accept a wide variety of trims for different lighting effects. Shallow housings are available in IC - Insulated Ceiling, T - Non-Insulated Ceiling, and AT - AIR-TITE models.

### SLOPE CEILING

Slope or "cathedral" type ceilings require special housings to keep the lamp aimed straight down rather than following the slope of the ceiling. A lamp aiming mechanism in these fixtures allows the lamp to be aimed vertically in ceiling slope ceiling pitch is measured from 2/12 to 12/12 (the first number refers to the amount of "drop" per 12 inches of horizontal measurement). A built-in slope indicator provides quick and consistent lamp settings (factory set for 3/12 slope). Halo offers slope ceiling fixtures for incandescent and for compact fluorescent lamps, slope pitch adjustment is offered in 2/12 to 6/12 and 2/12 to 12/12. Slope ceiling housings are available in IC - Insulated Ceiling, T - Non-Insulated Ceiling, and AT - AIR-TITE models.



### FULL REFLECTORS

Reflector trims create wide light patterns and maximize the efficiency of the light source. Haze reflectors reduce glare yet maximize light distribution, gold finished reflectors add warmth and black reflectors minimize glare. Full reflectors are used with a wide variety of light sources (A, GS, CFL, HID, Incandescent, Halogen, Low Voltage and LED).



### REFLECTOR CONES

Reflector cones are generally shorter and are designed for use with reflector style (R, BR MR, GU-10, and PAR lamps). They direct the full output of these lamps to the illumination task.



### BAFFLES

Baffle trims trap and shape light to minimize glare and reduce ceiling brightness. Baffles narrow the focus of the downlighting beam and control reflector style lamps (R, BR, MR, GU-10, and PAR lamps). Baffles are also with a broad base of general light sources (A, GS, CFL, HID, Incandescent, Halogen, Low Voltage and LED).




### EYEBALLS/GIMBALS/ADJUSTABLES

These trims provide precise, variable direction lighting. They are especially useful for directing light to accent areas, wall hangings, mantels and task areas. Directional reflector style lamps are used (R, BR, MR, GU-10 and PAR).



### WALL WASHERS

Wall Wash trims provide vertical surface illumination. Special reflectors allow both wall washing and downlighting. Depending on the light source and fixture positioning, these trims will provide uniform, scalloped or non-uniform lighting patterns.



### LENS AND DIFFUSERS

Lenses and diffusers are designed to soften and direct the light. Designated trims can be used as shower lights and have UL/cUL wet location listing.



### OPEN TRIMS

Open trims create an attractive finished look without compromising the natural efficiency of reflector style lamps (R, BR and PAR).



Halo, All-Pro and PDS give you the tools to create the exact interior environment you envision. Choose from HALO apertures that range in size 3", 4", 5" and 6" to larger scales 7", 8", 9" and 11" for more demanding commercial work. Selections from ALL-PRO and PDS round out the choices available for every type of application.


### REFLECTOR FINISHES

Reflectors are offered in several finishes for high efficiency, soften illumination, or to make a defined decorating statement.




### BAFFLES

Available in either black for the most effective shielding or white for an inconspicuous daytime appearance.




### TRIM RING FINISHES

Trim Rings are offered in a wide choice of painted or plated finishes to either blend in with an existing decor or to make a well defined decorating statement.



### TRIM STYLES

Besides round aperture trims, Halo also includes a number of square trims that reinforce rectilinear decor lines and decorative glass trims that make a distinctive designer statement.






### GOT NAIL!™ HANGER BARS WITH PASS-N-THRU™




- GOT NAIL! Patented Bar Hanger System has a precisely aligned pre-installed nail.
- The Automatic Levelling Flange aligns the housing with the joist bottom and keeps the housing secured during installation.
- GOT NAIL! easily handles regular lumber, frozen lumber, Engineered I-joists and Laminated beams.
- Safety and Guidance System prevents snagging, ensures smooth, straight nail penetration and allows removal and reinstallation. Automatic Leveling Flange of the bar hanger aligns the housing and lets you hold the housing in place with one hand while driving the nails- Exclusive bottom slot allows the housing to be shifted almost 1" sideways for accurate placement.
- The Integral T-Bar Clip snaps into position on T-grid members. No accessory clips required. The bar hanger can be secured with wire or reinforced with a screw if required by local codes. The bar hanger design allows true side-by-side mounting.
- Patented Pass-N-Thru™ feature of the bar hangers allows them to be shortened for use in tight spots without removing from the plaster frame. Push bars together and flex at score lines until excess can be removed.
- Bar hangers can be shortened for use in joist spans of less than 12" without tools or having to remove bar hangers from plaster frame.



Regular lumber and frozen lumber



Engineered I-joists



Laminated beams and laminated veneer beams



Safety and Guidance System



The Integral T-Bar Clip



The bottom hole can be used with screws



For metal framing, the bar hanger may be ordered with a self tapping screw




The Pass-N-Thru feature

### SLIDE-N-SIDE™ JUNCTION BOX




- Patented Slide-N-Side strain relief wire trap system.
- Slide-N-Side allows wiring connections to be made outside the box for speed and accuracy.
- Accepts 12/2, 12/3, 14/2, and 14/3 non-metallic sheathed cable (12/2, 14/2, and 14/3 Canada).
- Junction boxes rated for applicable through-branch circuit wiring.



### JUNCTION BOX WITH PUSH-IN WIRE CONNECTORS



- Quick Connects - Now standard on HALO residential housings where indicated.
- Quick Connects - Speeds installation. Simply strip and insert supply wires into connectors.
- Quick Connects - No additional wire nuts are required.



Rising energy demand and corresponding costs are a fact of life and lighting fixtures play a two fold role in the energy equation –besides the lamps and fixtures themselves, their effect on heating and air conditioning costs must also be considered.

### IC Fixtures

If lighting fixtures are being installed in an insulated attic area, choose IC (Insulated Ceiling) and for additional benefits choose ICAT (Insulated Ceiling AIR-TITE) fixtures. These fixtures allow you to maintain an unbroken layer of insulation. IC rated luminaires are tested to UL1598 standards where loose-fill, air-permeable insulation materials such as fiberglass and cellulose may be placed in direct contact with the luminaire.

Air-permeable insulation allows convective heat transfer away from the recessed light fixture, and allows direct access to the luminaire for inspection and servicing. Currently there are no industry guidelines for use of spray-in foam insulation in direct contact with recessed luminaires. As such, Cooper Lighting recommends that spray-in foams be kept 3" from recessed luminaires. Alternate installation might include, but not be limited to, wrapping the luminaire in fiberglass batting to maintain energy efficiency while preserving access to the luminaire.

### AT Fixtures

AIR-TITE fixtures are qualified under test standard ASTM E-283, with seal of openings between unconditioned areas and heated or air conditioned spaces. Standard recessed housings allow 5.0 cubic ft. per minute of air leakage to escape into unconditioned spaces. AIR-TITE fixtures reduce this leakage by sealing air pathways between areas and attic spaces. AIR-TITE fixtures may be IC for use in insulated ceilings (such as H7ICAT) or they may be Non-IC for non-insulated ceilings (such as H36TAT).

Additional benefits include: Savings in heating and air conditioning bills, preventing moisture damage to ceilings, reduced sound transmission between floors, and eliminating drafts for greater comfort.

### Super-Trims

A HALO Super-Trim makes an H7 housing AIR-TITE. Simply add the Super-Trim to a Halo H7 and enjoy the additional benefits of an AIR-TITE fixture. Super-Trims are identified with the following icon.



### Wet Location Listed Showerlights

HALO, ALL-PRO and PDS offer wet location listed trims designed for use over tubs and in showers. Where noted, models have trim rings manufactured of non-conductive and non-corrosive polymer materials to provide long life. Trims suitable for use in showers carry a wet location UL/cUL listing and are identified with one of the following icons.



Cooper Lighting is a participating member and significant contributor in industry associations to assure that our lighting and control systems adhere to the highest performance and efficiency standards.

The US Environmental Protection Agency's ENERGY STAR® program is designed to identify and promote energy efficient products and buildings. Cooper Lighting is proud to have hundreds of qualified products including many of our Halo recessed downlights.



[www.energystar.gov](http://www.energystar.gov)

Cooper Lighting supports state codes enforcing more stringent and environmentally protective standards such as California Energy Commission's Title 24 Energy Efficiency standards for Residential and Nonresidential Buildings.




[www.energy.ca.gov/title24](http://www.energy.ca.gov/title24)

International Energy Conservation Code (IECC) establishes energy-related heating, cooling, water heating, electrical and lighting system standards for residential, multi-family, and commercial buildings.



[www.iccsafe.org](http://www.iccsafe.org)

Cooper Lighting is a proud participating member of the IESNA, Illuminating Engineering Society of North America.



[www.iesna.org](http://www.iesna.org)

ASHRAE/IESNA 90.1 standard is generally regarded as the definitive source of guidelines for achieving energy efficiency requiring certain watts per square foot (w/ft<sup>2</sup>) depending on the application.




[www.ashrae.org](http://www.ashrae.org)

As a U.S. Green Building Council member, Cooper Lighting supports their mission to promote buildings that are environmentally responsible, profitable and healthy places to live and work.



[www.usgbc.org](http://www.usgbc.org)

The American Lighting Association is a lighting industry trade association. Members include lighting and ceiling fan manufacturers, retail showrooms, sales representatives and professional residential lighting designers.



[www.americanlightingassoc.com/](http://www.americanlightingassoc.com/)

The LIRC works to enhance communication between professional lighting designers and lighting manufacturers to improve products, services, business practices, and lighting design education.



<http://www.iald.org>

The mission of the National Association of Homebuilders is to enhance the housing and the building industry. Cooper Lighting is a proud participating member of the NAHB.



[www.nahb.org](http://www.nahb.org)

RoHS Directive-Restriction of Hazardous Substances. This global initiative seeks to eliminate hazardous materials in products. Key materials being eliminated from products through RoHS include: cadmium, mercury and lead among others.



Cooper Lighting Halo, All-Pro and PDS brand luminaires are manufactured and designed in accordance with the specifications outlined in Underwriters Laboratories, Standard for Safety – Luminaires 1598. These luminaires additionally comply with the applicable requirements for such luminaires found within the National Electrical Code (NEC), NFPA 70.



Products bearing the UL Listed and cUL Listed marks indicate that the luminaires have been evaluated by Underwriters Laboratories, and are found to be compliant with the product specific requirements for the United States and Canada.



[www.ul.com/](http://www.ul.com/)

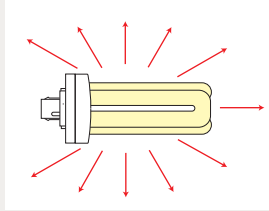
Cooper Lighting was the first major lighting manufacturer to partner with the Clinton Climate Initiative (CCI), and work with the C40 Large Cities Climate Leadership Group (C40) to reduce greenhouse gas emissions and serve as models for other cities. <http://c40cities.org>



[www.clintonfoundation.org/cf-pgm-ccihome.htm](http://www.clintonfoundation.org/cf-pgm-ccihome.htm)

### LUMINOUS FLUX (LUMENS)

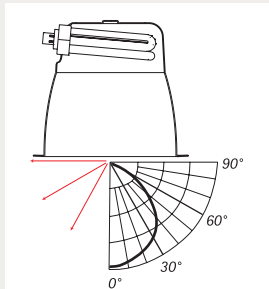
Luminous flux (lumens) is the measure of the total light producing power of the light source. It is the amount of light leaving the source without regards to direction. An incandescent 100 watt inside frosted lamp has 1720 lamp lumens. A compact fluorescent 26 watt triple lamp has 1800 lamp lumens. The luminous flux is provided by the lamp manufacturers in a listing of common lamp and lumen values.



Units: Lumens (lm) Symbol:  $\phi$

### LUMINOUS INTENSITY (CANDELA)

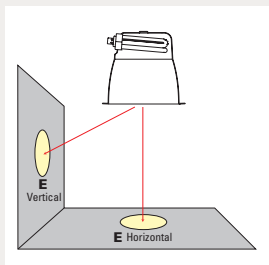
The luminous intensity (candelas) is the strength of the light produced in a specific direction. The luminous intensity of an optical system is compiled graphically into diagrams known as candela or candlepower distribution curves. Both polar and cartesian graphs are used within the lighting industry for this purpose. This information is also available in numeric tabular form.



Units: Candela (cd) Symbol: I

### ILLUMINANCE (FOOTCANDLES)

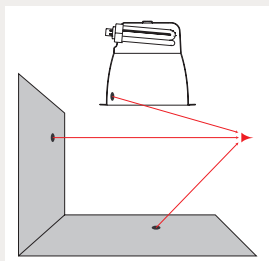
Illuminance is the measure of the quantity of luminous flux that arrives on a surface. Illuminance is affected by the luminous intensity from the fixture in the direction of the lighted surface, the distance from the luminaire to the surface, and the angle of incidence of the arriving light. Although illuminance cannot be detected by the eye, it is the most often used criteria in specifying lighting designs.



Units: Footcandles (fc) Symbol: E

### LUMINANCE (CANDELAS/METER<sup>2</sup>)

Luminance is the measure of light leaving a surface in a given direction. It is what the eye perceives. Typically, luminance reveals more about the quality and comfort of a lighting system than just illuminance alone.



Units: Candelas per Square Meter (cd/m<sup>2</sup>) Symbol: L

### COLOR TEMPERATURE

The color temperature (chromaticity) of a light source describes the actual color appearance of the light produced with regard to its warmth or coolness. Measured on the temperature scale of Kelvin, it is defined with the use of a reference light source termed a blackbody radiator. This reference is completely black when cold, and as it is heated begins to glow, taking on a reddish orange appearance. Heated further, its color appearance shifts towards yellow, then white and eventually bluish white at the high end of the scale. An orange red color light has



a lower color temperature than a blue white light. Psychologically, the lower Kelvin temperatures are perceived as “warm”, the higher as “cool”, the opposite of what might be expected. With discharge sources such as compact fluorescent and HID light is produced by methods other than heating a filament and the color is measured by its correlated color temperature (CCT). It is the measure of the color of the light, not the actual operating temperature of the lamp.

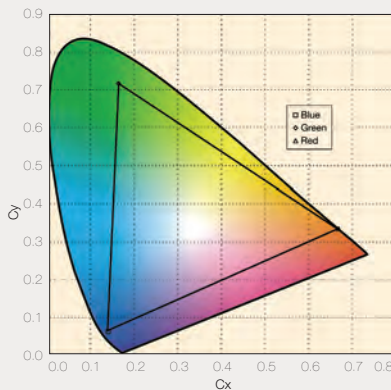
### COLOR TEMPERATURE AND EFFECTS OF LIGHTING

Color Temp. Kelvin Range	WARM	WHITE	NEUTRAL	COOL	DAYLIGHT
Effects	Warm Cozy Open	Friendly Intimate Personal	Friendly Safe Neutral	Neat Clean Efficient	Bright Alert Crisp
Typical Applications	Restaurants Hotels Boutiques Homes	Libraries Office Areas Retail Stores	Public Areas Showrooms Bookstores Office Areas	Office Areas Conference Rooms Classrooms Hospitals	Museum Displays Jewelry Displays Medical Exam Areas Printing Companies

### COLOR RENDERING INDEX

The color rendering index (CRI) of a light source describes the influence of light on the color appearance of objects being illuminated. CRI describes the apparent color shift undergone by a standard set of test colors illuminated by a source as compared to their appearance under the blackbody reference source. The apparent shift in colors is measured and averaged on the CIE chromaticity diagram, and the higher the number, the closer the apparent match. Since CRI is an average it is not possible to predict the effect on one particular color, and consequently, different lamps with the same CRI may not render colors alike. CRI is only a valid comparison when comparing lamps of the same color temperature since the appearance of the test colors vary as the reference blackbody radiator varies.

Units: CRI (on a scale up to 100)



### EFFICACY

Efficacy is the ratio of the luminous flux (lumens) produced by a source in relation to the energy (watts) it consumes. While efficiency is a comparison of like terms, efficacy is a comparison of unlike terms -- the lumen and the watt. It is analogous to the miles per gallon rating of automobiles. It compares how a light source converts power into light. For example:

13.8W LED Luminaire and Trim  
793 lm/13.8W=57.46 LPW (Luminaire Efficacy)

26W CFL with electronic ballast  
1800 lm/28W=64.2 LPW (Lamp Efficacy)

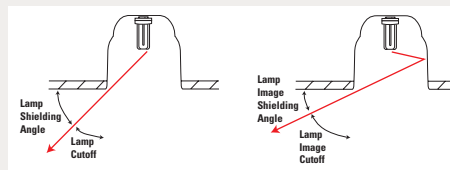
26W CFL with Electronic Ballast and 70% Luminaire Efficiency (Luminaire Efficacy)  
1260 lm/28W=45 LPW

Units: Lumens per watt (LPW or lm/W)

### CUTOFF AND SHIELDING ANGLE

The lamp cutoff angle of a luminaire is the angle between the vertical axis (nadir) and the first line of sight when the bare source is no longer visible. Lamp image cutoff is measured the same way as lamp cutoff, but it occurs when the image of the lamp is no longer visible in the reflector. The shielding angle is the complement of the cutoff angle.

When both the lamp cutoff and lamp image cutoff are equal, the optical system has no spill light and uses all of the light in the useful beam. Equal cutoff to lamp and lamp image also provide higher visual comfort for the end.

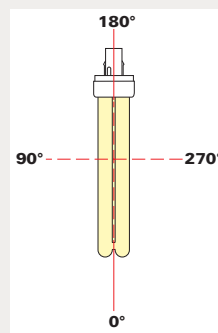
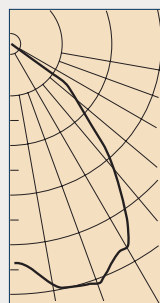


### CANDELA DIAGRAMS

(Candle Power Distribution)

Candela diagrams provide an illustration of the intensity and distribution of light. This allows quick estimates on how useful a particular fixture would be in an application. Polar graphs provide a visual indication on how narrow or wide a beam a fixture produces. Two sets of angles are referenced, vertical and horizontal angles. Vertical angles range from 0° at nadir to 90° along the ceiling line. The number of horizontal angles referenced depends on the rotational shape and symmetry of the light distribution. Sections, or planes of data, are cut at various intervals to describe the intensity changes at the same elevation angles. The 0°-180° plane slices the luminaire along the axis of the lamp, the 90°-270° plane cuts across the lamp axis. Additional planes are supplied every 22.5° where the light distribution becomes more asymmetric.

In general, numerical data instead of small polar diagrams should be used for calculations, since the diagrams become difficult to read at the higher elevation angles and at angles surrounding the fixture.

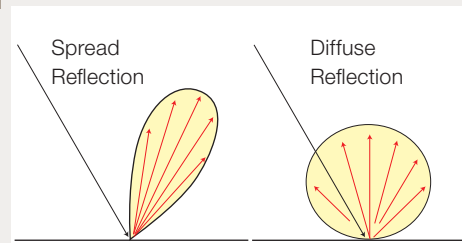
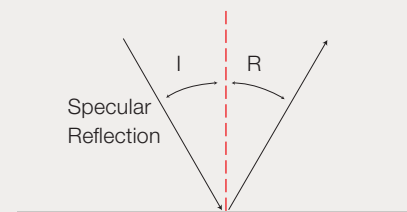


### REFLECTANCE

Reflectance is the ratio of luminous flux (lumens) reflected from a surface in relation to luminous flux (lumens) incident onto the surface. Types of surface reflectance range from the specular to the diffuse (Lambertian), with many objects exhibiting combinations. Typically, reflectance becomes more specular with larger incident angles. Reflectances of room surfaces are important consideration when calculating illuminances using the "Lumen Method."

$$\text{Reflectance \%} = \frac{\text{Reflected Lumens}}{\text{Incident Lumens}}$$


Units: Percentage % Symbol: p



### LUMINAIRE EFFICIENCY

Luminaire efficiency is the ratio of lumens emitted by a luminaire in relation to lumens produced initially by the lamps contained within. It includes both the optical and thermal characteristics of the luminaire and is measured under controlled ambient conditions of 77°F (25°C). Luminaire efficiency does not indicate any information on the direction of the light leaving the fixture or its visual appearance.

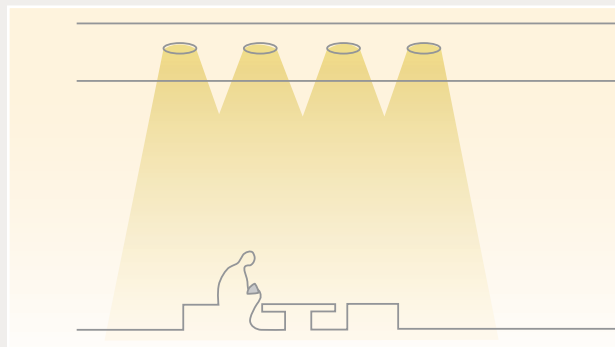
Units: Percentage %

$$\text{Efficiency \%} = \frac{\text{Luminaire Lumens}}{\text{Lamp Lumens}}$$


Efficiency is a comparison of like terms; in the case of a lighting fixture, lumens from the luminaire vs. from the lamp. This measure of efficiency is concerned with the amount of light a luminaire can provide given the specific light source it employs.

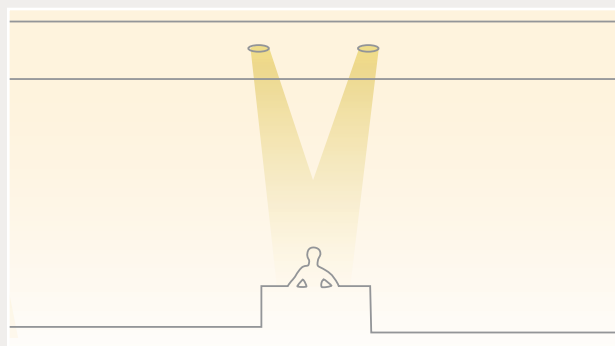
### AMBIENT LIGHTING

Lighting throughout an area which produces general illumination. The appropriate Halo recessed fixtures are available with LED compact fluorescent, incandescent or HID lamps to provide wide patterns of light distribution for this purpose. These units direct light in specific patterns to illuminate areas without drawing attention to the fixtures themselves.



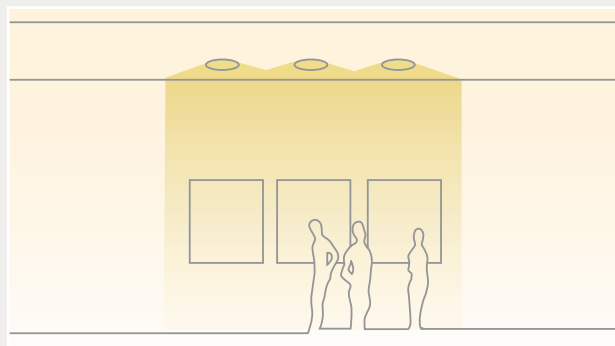
### TASK LIGHTING

Lighting directed to a specific area to perform a specific task. Use Halo fixtures with narrower beam patterns and high illumination levels. Task-Ambient Lighting—The combination of task and ambient lighting should provide a level of ambient lighting that is lower than the task yet is designed so the ambient complements the task lighting. Here luminance ratio should be considered. Luminance ratio is the measure of task or accent to surrounding ambient lighting. For example, retail stores may use 5-to-1 task-to-ambient lighting on cash registers for transactions and 10-to-1 accent-to-ambient lighting on displays to draw maximum attention to the products.



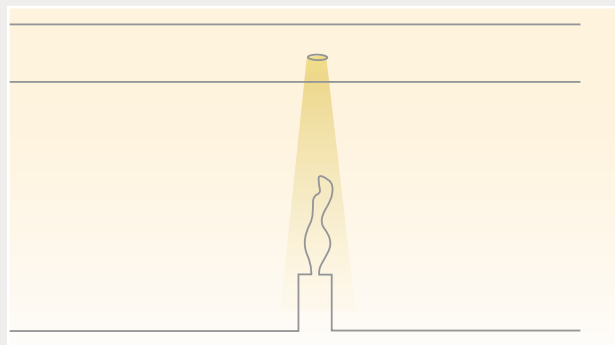
### WALL WASHING

Lighting of vertical surfaces defines form, space and texture. It can visually increase the apparent size of a room while improving visual comfort. Halo has skillfully engineered fixtures designed to direct a broad spread of uniform illumination on these surfaces. LED, Incandescent, compact fluorescent or high intensity discharge sources can be used based on the size of the space, the level of illumination and intensity desired, energy efficiency and controllability.



### ACCENT LIGHTING

Directional lighting used to focus attention on a particular object or surface. Its intensity levels vary according to ambient illumination levels. Higher ambient levels require higher accent illumination to provide the necessary contrast (luminance ratio). This requires adjustable fixtures which can deliver higher illumination levels and precise beam distributions. Halo has the products to fit these specifications. Halo adjustable trims are most often used in accent lighting. Incandescent and tungsten halogen R and PAR lamps; low voltage MR16, GU-10, PAR36 and PAR Metal Halide lamps offer the range of intensities and beam spreads necessary for controlled quality lighting.



### INCANDESCENT & HALOGEN

Incandescent lamps are popular because they are easy to install, are relatively inexpensive and are available in a wide range of wattages and bulb styles. Incandescent lamps have filaments of tungsten wire heated by the passage of electrical current to incandescence. All clear incandescent lamps have a color rendering index of 100.

#### A LAMPS

General service "A" lamps emit a warm amber light. These require reflectors to effectively control light.



Applications: General, Wall Wash  
 Sizes: A19, A21  
 Average Rated Life: 750 hours

#### R and BR LAMPS

Reflector and Bulge Reflector lamps emit a warm amber light. These have built in reflectors to control light in flood and spot beam patterns.



Applications: General Task, Accent Wall Wash, Grazing  
 Sizes: R20, BR30, BR40  
 Beam Spread: Flood, Spot  
 Average Rated Life: 2,000 hours

#### PAR HALOGEN LAMPS

Parabolic Aluminized Reflector lamps produce a crisp, white light. These use built-in reflectors with internal reflective coatings and lenses to control light in many beam patterns.



Applications: General, Task, Accent, Wall Wash, Grazing  
 Sizes: PAR16, PAR20, PAR30, PAR30L (Long Neck), PAR38  
 Beam Spread: Narrow Spot, Spot, Flood, Narrow Flood, Wide Flood  
 Average Rated Life: 2,000 to 4,000 hours

### COMPACT FLUORESCENT

Compact Fluorescent lamps offer significant energy savings over incandescent sources, with high lumen output and selection of warm to cool color temperatures. CFL lamps generate light by using phosphors to transform the invisible ultraviolet radiation produced by the mercury arc into larger wavelengths of visible light. Pin-base triphosphor lamps produce the main peaks of visible energy in the red, green, and blue portions of the spectrum and produce high color rendering in a variety of color temperatures (2700K, 3000K, 3500K, 4100K).

#### Quad Tube (Double Twin Tube)

Wattage 13W, 18W and 26W.  
 NEMA Generic Code "CFQ"



#### Triple Twin Tube

Wattage 13W, 18W, 26W, 32W and 42W. NEMA Generic Code "CFTR".



Applications: General, Task, Wall Wash  
 Average Rated Life: 10,000 to 12,000 hours

### HALOGEN LOW VOLTAGE

#### MR LOW VOLTAGE HALOGEN LAMPS

Multifaceted reflector lamps produce crisp, white light; with more typical sparkle than PAR lamps. Low Voltage halogen lamps offer the best light control and are ideal for accenting. Low Voltage lamps require a transformer in the fixture to step line voltage down to nominal lamp operating voltage.



Applications: Task, Accent, Wall Wash, Grazing

Sizes: MR16 PAR36  
 Beam Spread: Many available. Measured in beam angles.

Average Rated Life: 4,000 to 6,000 hours

### HID LAMPS

High intensity discharge or HID lamps, emit light from arcs operating in various gaseous elements. They operate at pressures in the range of 1 to 10 atmospheres, and emit a small amount of continuous radiation in addition to spectral lines and/or bands. Various chemistries are available and each emits a particular color temperature and Color Rendering Index (CRI). HID lamps undergo a warm up time to reach 90% of lumen output. With a power interruption of more than one half cycle, the lamp will extinguish. When full power is reapplied, full lumen output does not reoccur immediately. Standard metal halide requires 10-20 minutes to reach 90% lumen output, and pulse-start metal halide can reach 90% lumen output 30% faster than standard metal halide. During normal lamp aging, all HID sources exhibit a color shift. Standard metal halide can shift up to 400°K, while ceramic metal halide limits shift to less than 200°K over life. Where color is critical group relamping is desirable. HID lamps require a separate ballast to start and regulate the arc. It must be matched to the lamp type, wattage, as well as to the input voltage. The federal Energy Independence and Security Act (EISA) of 2007 regulates Metal Halide ballasts. Halo and PDS 50, 70, and 100 watt magnetic metal halide ballasts are under the 150W EISA limit and with this exemption are compliant with current EISA requirements.

#### METAL HALIDE

Metal halide is a popular choice for institutional and commercial outdoor canopy and indoor higher ceiling applications. It is the most natural of the HID sources with a variety of color temperatures and CRI ratings. Typical downlight wattages range from 20 to 400 watts. Halo and PDS offer 50W, 70W and 100W Metal Halide. Standard metal halide lamps ("S" rated) must be enclosed by a lens to guard against non-passive failure of the arc tube due to misapplication or end of life failure. Protected metal halide lamps ("O" rated) do not require a lensed enclosure.



### LED (SOLID STATE LIGHTING)

LED - Light Emitting Diodes - Once known to the electronics industry are now a common component used for general lighting. And the reason is LED's superior energy efficiency and extremely long operational life compared to traditional incandescent technology. LED's have been used in automotive and signal products for some time because of LEDs natural generation of red, blue, and green color. With recent breakthroughs in LED technology a LED is now capable of generating "white light". Combined with technological advances in LED power electronics, LED may be applied successfully to general lighting products. LED is also referred to as Solid State Lighting (SSL) because it is composed of various semiconductor materials and when an electrical current passes through the diode, the recombination of positive and negative charges results in the emission of photons or light. As a result LED luminaires are high-efficiency alternatives to less efficient light sources.



#### The Benefits of LED

- Energy Savings - Significant savings over traditional sources (Halo 600 Series consumes 78% less energy than comparable 65W BR30 incandescent lamps).
  - High Efficacy - LED offers more Lumens per Watt (Halo 600 Series delivers up to 57 LpW compared to 9.5 LpW of 65W BR30 incandescent lamps).
  - Long Operational Life - LED offers significant life values over 50,000 (Halo LED is designed to deliver 70% of initial lumens at 50,000 hours).
  - Reduced maintenance cycle - LED can perform for years, even in 24 hours/7 days a week operation.
  - Dimmable - LED drivers are capable of full range dimming (Halo LED dims to 15% with standard dimmers and 5% using dimmers with low end trim).
  - Improved quality of light - LED downlight optics offer smooth, even illumination across the visual field.
  - Soffit applications - LED downlighting may be used in protected canopies, porches, and soffits in colder climates than fluorescent sources.
  - Code compliance - LED lighting may be used to meet stringent code requirements requiring higher luminaire efficacy (Lumens per Watt) and lower building power density (watts per square foot).
  - Reduced environmental impact - Significant reduction in energy loads with LED lighting offers reduction of carbon emissions in electrical generation.
- Applications: General, Task  
 Beam: Flood  
 Average Rated Life: 50,000 hours / 70% lumen maintenance



# 3"

Incandescent.....	3-2
Incandescent - Low Voltage.....	3-6



## H36TAT

**3" Aperture Shallow Ceiling, Non-IC/AT**  
**120V Line Voltage, GU10**

H36TAT is a Non-IC AIR-TITE™ fixture for use with H3 3" series trims. Housing is AIR-TITE rated to prevent airflow between heated or air conditioned spaces and unconditioned attic areas. For use with 120V GU10 lamps.

Non-IC Housing is AIR-TITE™ but insulation must be kept 3 inches away from all sides of housing.



### FEATURES

#### HOUSING

Formed of CRS with white powder coat finish.

#### PLASTER FRAME

Housing adjusts in plaster frame to accommodate up to 1-1/2" ceiling thickness. Galvanized steel construction. Plaster frame features include:

- Regressed locking screw for securing hanger bars.
- Cutouts for easily crimping hanger bars in position.
- HALO name embossed on plaster frame. The housing may be removed from plaster frame to provide access to the junction box.
- Pre-installed AIR-TITE gasket.

#### SLIDE-N-SIDE™ JUNCTION BOX

- Four 1/2" trade size conduit knockouts with true pry-out slots are positioned to accommodate straight conduit runs.
- Slide-N-Side™ wire traps allow non-metallic sheathed cable to be installed without tools and without removing knockouts. Accepts a wide range of non-metallic sheathed cable.
  - Allows wiring connections to be made outside the junction box.
  - Simply insert the cable directly into the trap after connections are made.
  - Accommodates the following standard non-metallic sheathed cable sizes:  
(US) #14/2, #14/3, #12/2, #12/3  
(Canada) #14/2, #14/3, #12/2

#### "QUICK CONNECT" CONNECTORS

Three quick connect wiring connectors included.

#### Got NAIL!™ Pass-N-Thru™ BAR HANGERS

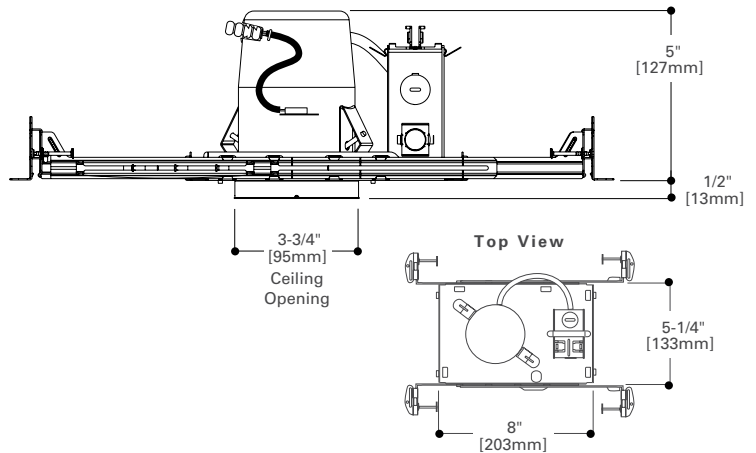
- Pre-installed nail easily installs in regular lumber, engineered lumber and laminated beams.
- Safety and guidance system prevents snagging, ensures smooth straight nail penetration and allows bar hangers to be easily removed if necessary.
- Automatic levelling flange aligns the housing and lets you hold the housing in place with one hand while driving nails.
- Housing can be positioned at any point within 24" joist span.
- Pass-N-Thru™ feature allows bar hangers to be shortened without removing from plaster frame.
- Score lines allow "toolless" shortening for 12" joists.
- Bar hangers may be repositioned 90°.
- Integral T-bar clip snaps onto T-bars - no additional clips required.

#### SOCKET

GU10 socket for 120V GU10 lamps.

#### LABELS

- UL/cUL Listed 1598 Luminaire
- UL/cUL Damp Location Listed
- UL/cUL Listed for Wet Location, covered ceiling - with select trims
- UL/cUL Listed for Feed Through
- Certified Under ASTM-E283 for air tight construction





# H36RTAT

3" Aperture, Shallow Ceiling, Remodel, Non-IC/AT  
120V Line Voltage, GU10

H36RTAT is a Non-IC AIR-TITE™ remodel fixture for use with H3 3" series trims. For installation from below the ceiling. Housing is AIR-TITE rated to prevent airflow between heated or air conditioned spaces and unconditioned attic areas. For use with 120V GU10 lamps.

Non-IC Housing is AIR-TITE™ but insulation must be kept 3 inches away from all sides of housing.



## FEATURES

### HOUSING

Formed of CRS with white powder coat finish.

### REMODEL PLASTER FRAME

"Easy clip" provided to secure plaster frame in ceiling while installation is being completed. Adjustable cam-locks provide positive lock of housing to plaster frame to complete housing installation.

### SLIDE-N-SIDE™ JUNCTION BOX

- Four 1/2" trade size conduit knockouts with true pry-out slots are positioned to accommodate straight conduit runs.
- Slide-N-Side™ wire traps allow non-metallic sheathed cable to be installed without tools and without removing knockouts. Accepts a wide range of non-metallic sheathed cable.
  - Allows wiring connections to be made outside the junction box.
  - Simply insert the cable directly into the trap after connections are made.
  - Accommodates the following standard non-metallic sheathed cable sizes:
    - (US) #14/2, #14/3, #12/2, #12/3
    - (Canada) #14/2, #14/3, #12/2
- Installation requires non-metallic "NM" sheathed cable connection, or flexible metal conduit with shallow elbow connectors (not included).

### "QUICK CONNECT" CONNECTORS

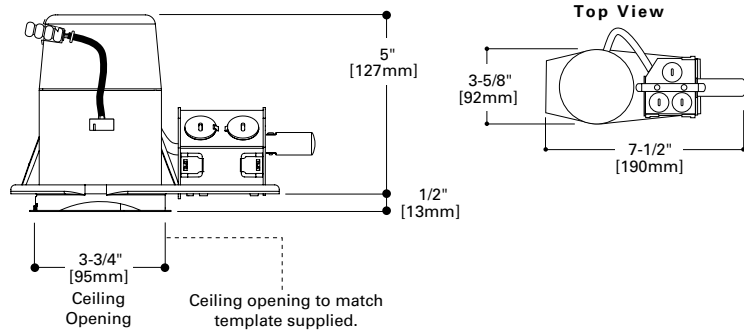
Three quick connect wiring connectors included.

### SOCKET

GU10 socket for 120V GU10 lamps.

### LABELS

- UL/cUL Listed 1598 Luminaire
- UL/cUL Damp Location Listed
- UL/cUL Listed for Wet Location, covered ceiling - with select trims
- UL/cUL Listed for Feed Through
- Certified Under ASTM-E283 for air tight construction



## REMODEL HOUSING INSTALLATION



Cut hole in ceiling using template supplied.



Bring power to fixture using non metallic sheathed cable or flexible metal cable (per local code).



The Slide-N-Side™ wire trap lets you make all wiring connections outside the junction box.



Slide cable into Slide-N-Side™ wire trap and close junction box cover.



Insert plaster frame into ceiling opening.



Support clip keeps plaster frame in place during rest of installation.



Insert housing into position and align slots in housing wall with indicator label on inside of plaster frame opening (bottom of cam lock spring blades should be positioned on flat area of the plaster frame). Then secure in position with cam locks.



Install lamp and insert trim to complete installation.



# H36ICAT

**3" Aperture, Shallow Ceiling, ICAT  
120V Line Voltage, GU10**

H36ICAT is a shallow IC AIR-TITE™ fixture for use with H3 3" series trims. Housing is AIR-TITE rated to prevent airflow between heated or air conditioned spaces and unconditioned attic/plenum areas. For use with 120V GU10 lamps.

H36ICAT is IC rated and may be used in insulated ceilings and be covered with insulation.



## FEATURES

### HOUSING

IC and AIR-TITE™ rated double wall aluminum construction, shallow height.

### PLASTER FRAME

Housing adjusts in plaster frame to accommodate up to 1-1/2" ceiling thickness. Galvanized steel construction. Plaster frame features include:

- Regressed locking screw for securing hanger bars.
- Cutouts for easily crimping hanger bars in position.
- HALO name embossed on plaster frame. The housing may be removed from plaster frame to provide access to the junction box.
- Pre-installed AIR-TITE gasket.

### SLIDE-N-SIDE™ JUNCTION BOX

- Seven 1/2" trade size conduit knockouts with true pry-out slots are positioned to accommodate straight conduit runs.
- Slide-N-Side™ wire traps allow non-metallic sheathed cable to be installed without tools and without removing knockouts. Accepts a wide range of non-metallic sheathed cable.
  - Allows wiring connections to be made outside the junction box.
  - Simply insert the cable directly into the trap after connections are made.
  - Accommodates the following standard non-metallic sheathed cable sizes: (US) #14/2, #14/3, #12/2, #12/3 (Canada) #14/2, #14/3, #12/2

### "QUICK CONNECT" CONNECTORS

Three quick connect wiring connectors included.

### Got NAIL!™ Pass-N-Thru™ BAR HANGERS

- Pre-installed nail easily installs in regular lumber, engineered lumber and laminated beams.
- Safety and guidance system prevents snagging, ensures smooth straight nail penetration and allows bar hangers to be easily removed if necessary.
- Automatic levelling flange aligns the housing and lets you hold the housing in place with one hand while driving nails.
- Housing can be positioned at any point within 24" joist span.
- Pass-N-Thru™ feature allows bar hangers to be shortened without removing from plaster frame.
- Score lines allow "toolless" shortening.
- Bar hangers may be repositioned 90°.
- Integral T-bar clip snaps onto T-bars - no additional clips required.

### SOCKET

GU10 socket for 120V GU10 lamps.

### LABELS

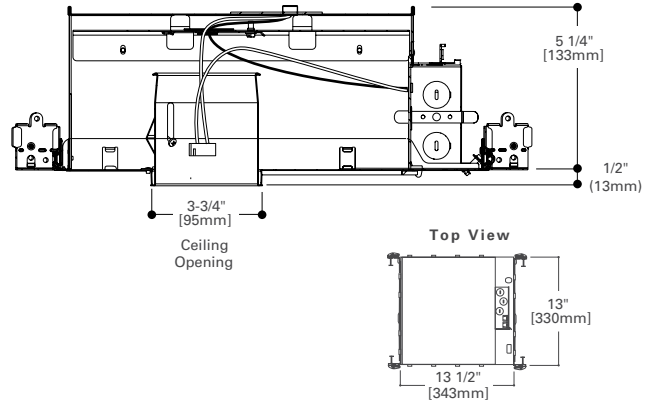
- UL/cUL Listed 1598 Luminaire
- UL/cUL Damp Location Listed
- UL/cUL Listed for Wet Location, covered ceiling - with select trims
- UL/cUL Listed for Feed Through
- UL/cUL listed for Direct Contact with insulation and combustible material

### QUALIFICATION

#### IC and AIR-TITE™

Certified under ASTM-E283 and listed UL/cUL 1598. May be used to meet insulated ceiling and restricted air-flow requirements such as:

- Washington State Energy Code
- International Energy Conservation Code (IECC)
- New York State Energy Conservation Construction Code (NY-ECCC)
- State of California Title 24 "Recessed Luminaires in Insulated Ceilings."



# H38ICAT

3" Aperture, Shallow Ceiling, ICAT  
120V Line Voltage, GU10

H38ICAT is a shallow IC AIR-TITE™ fixture for use with H3 3" series trims. Housing is AIR-TITE rated to prevent airflow between heated or air conditioned spaces and unconditioned attic/plenum areas. For use with 120V GU10 lamps.

H38ICAT is IC rated and may be used in insulated ceilings and be covered with insulation.



## FEATURES

### HOUSING

IC and AIR-TITE™ rated double wall aluminum construction.

### PLASTER FRAME

Housing adjusts in plaster frame to accommodate up to 1-1/2" ceiling thickness. Galvanized steel construction. Plaster frame features include:

- Regressed locking screw for securing hanger bars.
- Cutouts for easily crimping hanger bars in position.
- HALO name embossed on plaster frame. The housing may be removed from plaster frame to provide access to the junction box.
- Pre-installed AIR-TITE gasket.

### SLIDE-N-SIDE™ JUNCTION BOX

- Seven 1/2" trade size conduit knockouts with true pry-out slots are positioned to accommodate straight conduit runs.
- Slide-N-Side™ wire traps allow non-metallic sheathed cable to be installed without tools and without removing knockouts. Accepts a wide range of non-metallic sheathed cable.
  - Allows wiring connections to be made outside the junction box.
  - Simply insert the cable directly into the trap after connections are made.
  - Accommodates the following standard non-metallic sheathed cable sizes:  
(US) #14/2, #14/3, #12/2, #12/3  
(Canada) #14/2, #14/3, #12/2

### "QUICK CONNECT" CONNECTORS

Three quick connect wiring connectors included.

### Got NAIL!™ Pass-N-Thru™ BAR HANGERS

- Pre-installed nail easily installs in regular lumber, engineered lumber and laminated beams.
- Safety and guidance system prevents snagging, ensures smooth straight nail penetration and allows bar hangers to be easily removed if necessary.
- Automatic levelling flange aligns the housing and lets you hold the housing in place with one hand while driving nails.
- Housing can be positioned at any point within 24" joist span.
- Pass-N-Thru™ feature allows bar hangers to be shortened without removing from plaster frame.
- Score lines allow "toolless" shortening.
- Bar hangers may be repositioned 90°.
- Integral T-bar clip snaps onto T-bars - no additional clips required.

### SOCKET

GU10 socket for 120V GU10 lamps.

### LABELS

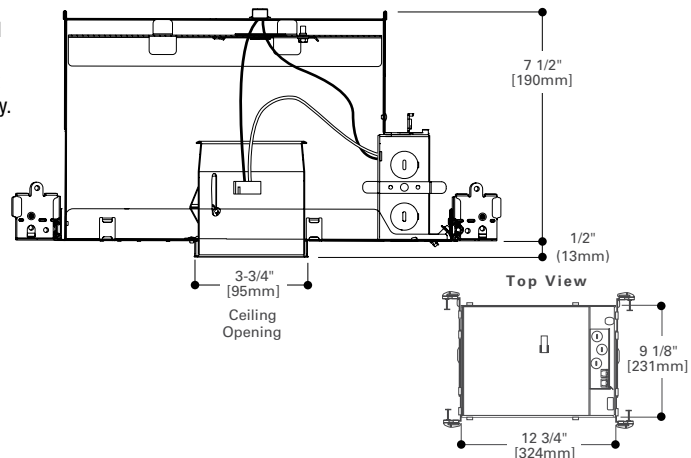
- UL/cUL Listed 1598 Luminaire
- UL/cUL Damp Location Listed
- UL/cUL Listed for Wet Location, covered ceiling - with select trims
- UL/cUL Listed for Feed Through
- UL/cUL Listed for Direct Contact with Insulation and combustible material

### QUALIFICATION

#### IC and AIR-TITE™

Certified under ASTM-E283 and listed UL/cUL 1598. May be used to meet insulated ceiling and restricted air-flow requirements such as:

- Washington State Energy Code
- International Energy Conservation Code (IECC)
- New York State Energy Conservation Construction Code (NY-ECCC)
- State of California Title 24 "Recessed Luminaires in Insulated Ceilings."





# H36LVTAT

**3" Aperture, Shallow Ceiling, Non-IC/AT  
12V Low Voltage, MR16**

H36LVTAT is a Non-IC AIR-TITE™ fixture for use with H3 3" series trims. Housing is AIR-TITE rated to prevent airflow between heated or air conditioned spaces and unconditioned attic areas. For use with 12V MR16 lamps.

Non-IC Housing is AIR-TITE™ but insulation must be kept 3 inches away from all sides of housing.



## FEATURES

### HOUSING

Formed of CRS with white powder coat finish.

### PLASTER FRAME

Housing adjusts in plaster frame to accommodate up to 1-1/2" ceiling thickness. Galvanized steel construction. Plaster frame features include:

- Regressed locking screw for securing hanger bars.
- Cutouts for easily crimping hanger bars in position.
- HALO name embossed on plaster frame. The housing may be removed from plaster frame to provide access to the junction box.
- Pre-installed AIR-TITE gasket.

### SLIDE-N-SIDE™ JUNCTION BOX

- Four 1/2" trade size conduit knockouts with true pry-out slots are positioned to accommodate straight conduit runs.
- Slide-N-Side™ wire traps allow non-metallic sheathed cable to be installed without tools and without removing knockouts. Accepts a wide range of non-metallic sheathed cable.
  - Allows wiring connections to be made outside the junction box.
  - Simply insert the cable directly into the trap after connections are made.
  - Accommodates the following standard non-metallic sheathed cable sizes:  
(US) #14/2, #14/3, #12/2, #12/3  
(Canada) #14/2, #14/3, #12/2

### "QUICK CONNECT" CONNECTORS

Three quick connect wiring connectors included.

### Got NAIL!™ Pass-N-Thru™ BAR HANGERS

- Pre-installed nail easily installs in regular lumber, engineered lumber and laminated beams.
- Safety and guidance system prevents snagging, ensures smooth straight nail penetration and allows bar hangers to be easily removed if necessary.
- Automatic levelling flange aligns the housing and lets you hold the housing in place with one hand while driving nails.
- Housing can be positioned at any point within 24" joist span.
- Pass-N-Thru™ feature allows bar hangers to be shortened without removing from plaster frame.
- Score lines allow "toolless" shortening for 12" joists.
- Bar hangers may be repositioned 90°.
- Integral T-bar clip snaps onto T-bars - no additional clips required.

### TRANSFORMER

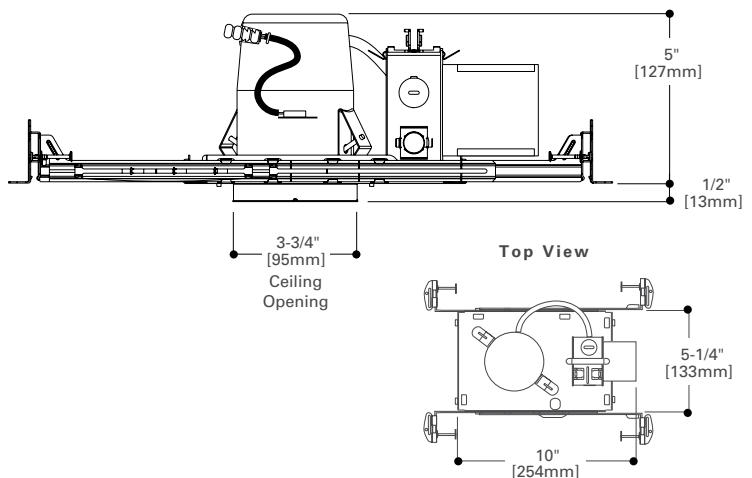
Integral magnetic transformer steps 120V line voltage down to 12V lamp operating voltage. Rated for 50W max.

### SOCKET

GU5.3 socket for 12V MR16 lamps.

### LABELS

- UL/cUL Listed 1598 Luminaire
- UL/cUL Damp Location Listed
- UL/cUL Listed for Wet Location, covered ceiling - with select trims
- UL/cUL Listed for Feed Through
- Certified Under ASTM-E283 for air tight construction



# H36LVTATCP

3" Aperture, Shallow Ceiling, Non-IC/AT, Chicago Plenum rated  
12V Low Voltage, MR16

H36LVTATCP is a Non-IC AIR-TITE™ housing designed for non-insulated Chicago Plenum ceilings. Housing is AIR-TITE rated to prevent airflow between heated or air conditioned spaces and unconditioned areas. For use with 12V MR16 lamps.

Non-IC Housing is AIR-TITE™ but insulation must be kept 3 inches away from all sides of housing.



## FEATURES

### HOUSING

Formed of CRS with white powder coat finish.

### PLASTER FRAME

Housing adjusts in plaster frame to accommodate up to 1-1/2" ceiling thickness. Galvanized steel construction. Plaster frame features include:

- Regressed locking screw for securing hanger bars.
- Cutouts for easily crimping hanger bars in position.
- HALO name embossed on plaster frame. The housing may be removed from plaster frame to provide access to the junction box.
- Pre-installed AIR-TITE gasket.

### JUNCTION BOX

- Junction box and wire-way constructed in conformance with City of Chicago Plenum requirements.
- Four 1/2" trade size conduit knockouts with true pry-out slots are positioned to accommodate straight conduit runs.

### Got NAIL!™ Pass-N-Thru™ BAR HANGERS

- Pre-installed nail easily installs in regular lumber, engineered lumber and laminated beams.
- Safety and guidance system prevents snagging, ensures smooth straight nail penetration and allows bar hangers to be easily removed if necessary.
- Automatic levelling flange aligns the housing and lets you hold the housing in place with one hand while driving nails.
- Housing can be positioned at any point within 24" joist span.
- Pass-N-Thru™ feature allows bar hangers to be shortened without removing from plaster frame.
- Score lines allow "toolless" shortening for 12" joists.
- Bar hangers may be repositioned 90°.
- Integral T-bar clip snaps onto T-bars - no additional clips required.

### TRANSFORMER

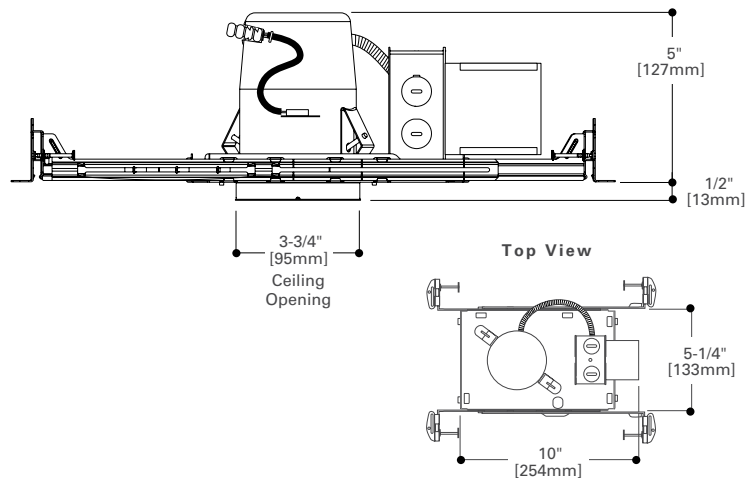
Integral magnetic transformer steps 120V line voltage down to 12V lamp operating voltage. Rated for 50W max. Rated for 50W max.

### SOCKET

GU5.3 socket for 12V MR16 lamps.

### LABELS

- UL/cUL Listed 1598 Luminaire
- UL/cUL Damp Location Listed
- UL/cUL Listed for Wet Location, covered ceiling - with select trims
- UL/cUL Listed for Feed Through
- Certified Under ASTM-E283 for air tight construction
- Meets Chicago Plenum requirements





## H36LVRTAT

**3" Aperture, Shallow Ceiling, Remodel, Non-IC/AT  
12V Low Voltage, MR16**

H36LVRTAT is a Non-IC AIR-TITE™ remodel fixture for use with H3 3" series trims. For installation from below the ceiling. Housing is AIR-TITE rated to prevent airflow between heated or air conditioned spaces and unconditioned attic/plenum areas. For use with 12V MR16 lamps.

Non-IC Housing is AIR-TITE™ but insulation must be kept 3 inches away from all sides of housing.



### FEATURES

#### HOUSING

Formed of CRS with white powder coat finish.

#### REMODEL PLASTER FRAME

"Easy clip" provided to secure plaster frame in ceiling while installation is being completed. Adjustable cam-locks provide positive lock of housing to plaster frame to complete housing installation.

#### SLIDE-N-SIDE™ JUNCTION BOX

- Four 1/2" trade size conduit knockouts with true pry-out slots are positioned to accommodate straight conduit runs.
- Slide-N-Side™ wire traps allow non-metallic sheathed cable to be installed without tools and without removing knockouts. Accepts a wide range of non-metallic sheathed cable.
  - Allows wiring connections to be made outside the junction box.
  - Simply insert the cable directly into the trap after connections are made.
  - Accommodates the following standard non-metallic sheathed cable sizes:  
(US) #14/2, #14/3, #12/2, #12/3  
(Canada) #14/2, #14/3, #12/2
- Installation requires non-metallic "NM" sheathed cable connection, or flexible metal conduit with shallow elbow connectors (not included).

#### "QUICK CONNECT" CONNECTORS

Three quick connect wiring connectors included.

#### TRANSFORMER

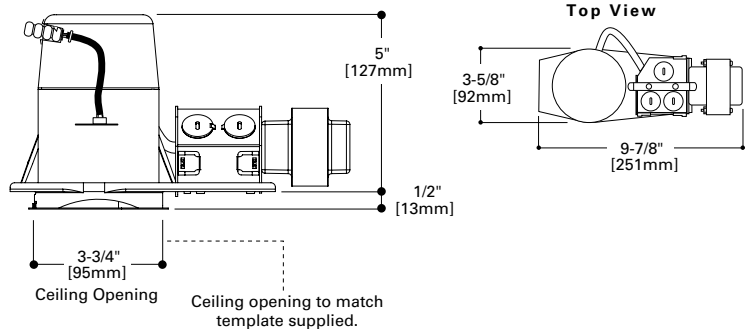
Integral magnetic transformer steps 120V line voltage down to 12V lamp operating voltage. Rated for 50W max.

#### SOCKET

GU5.3 socket for 12V MR16 lamps.

#### LABELS

- UL/cUL Listed 1598 Luminaire
- UL/cUL Damp Location Listed
- UL/cUL Listed for Wet Location, covered ceiling - with select trims
- UL/cUL Listed for Feed Through
- Certified Under ASTM-E283 for air tight construction



### REMODEL HOUSING INSTALLATION



Cut hole in ceiling using template supplied.



Bring power to fixture using non metallic sheathed cable or flexible metal cable (per local code).



The Slide-N-Side™ wire trap lets you make all wiring connections outside the junction box.



Slide cable into Slide-N-Side™ wire trap and close junction box cover.



Insert plaster frame into ceiling opening.



Support clip keeps plaster frame in place during rest of installation.



Insert housing into position and align slots in housing wall with indicator label on inside of plaster frame opening (bottom of cam lock spring blades should be positioned on flat area of the plaster frame). Then secure in position with cam locks.



Install lamp and insert trim to complete installation.

# H36LVTAT277

3" Aperture, Shallow Ceiling, Non-IC/AT  
12V Line Voltage, MR16

H36LVTAT277 is a Non-IC AIR-TITE™ fixture for use with H3 3" series trims. Housing is AIR-TITE rated to prevent airflow between heated or air conditioned spaces and unconditioned attic/plenum areas. For use with 12V MR16 lamps. H36LVTAT277 features integral 120/277V dual-tap transformer. For use with 12V MR16 lamps. Designed for installation in 120 or 277V electrical systems.

Non-IC Housing is AIR-TITE™ but insulation must be kept 3 inches away from all sides of housing.



## FEATURES

### HOUSING

Formed of 20 gauge CRS with white powder coat finish.

### PLASTER FRAME

Housing adjusts in plaster frame to accommodate up to 1-1/2" ceiling thickness. Galvanized steel construction. Plaster frame features include:

- Regressed locking screw for securing hanger bars.
- Cutouts for easily crimping hanger bars in position.
- HALO name embossed on plaster frame. The housing may be removed from plaster frame to provide access to the junction box.
- Pre-installed AIR-TITE gasket.

### SLIDE-N-SIDE™ JUNCTION BOX

- Four 1/2" trade size conduit knockouts with true pry-out slots are positioned to accommodate straight conduit runs.
- Slide-N-Side™ wire traps allow non-metallic sheathed cable to be installed without tools and without removing knockouts. Accepts a wide range of non-metallic sheathed cable.
  - Allows wiring connections to be made outside the junction box.
  - Simply insert the cable directly into the trap after connections are made.
  - Accommodates the following standard non-metallic sheathed cable sizes:  
(US) #14/2, #14/3, #12/2, #12/3  
(Canada) #14/2, #14/3, #12/2

### "QUICK CONNECT" CONNECTORS

Three quick connect wiring connectors included.

### Got NAIL!™ Pass-N-Thru™ BAR HANGERS

- Pre-installed nail easily installs in regular lumber, engineered lumber and laminated beams.
- Safety and guidance system prevents snagging, ensures smooth straight nail penetration and allows bar hangers to be easily removed if necessary.
- Automatic levelling flange aligns the housing and lets you hold the housing in place with one hand while driving nails.
- Housing can be positioned at any point within 24" joist span.
- Pass-N-Thru™ feature allows bar hangers to be shortened without removing from plaster frame.
- Score lines allow "toolless" shortening for 12" joists.
- Bar hangers may be repositioned 90°.
- Integral T-bar clip snaps onto T-bars - no additional clips required.

### TRANSFORMER

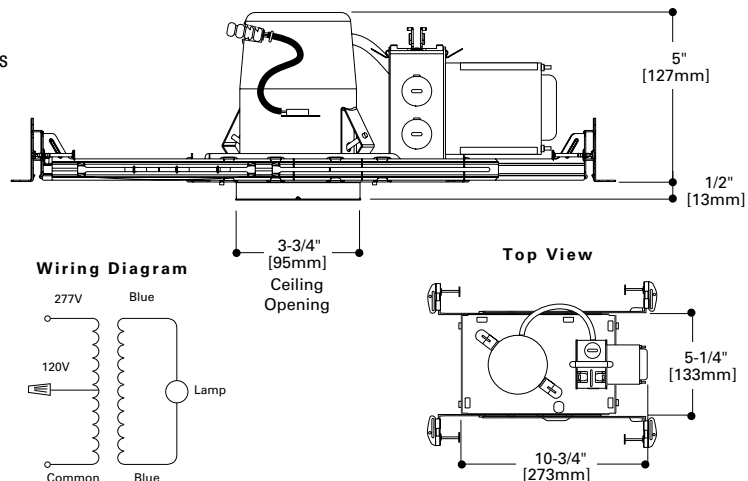
Integral 120/277V dual-tap magnetic transformer steps line voltage down to 12V nominal lamp operating voltage. Rated for 50W max. Housing ships as 277V model with 120V transformer wire lead capped. For use in 120V systems, simply cap the 277V wire lead and use 120V lead (refer to wiring diagram).

### SOCKET

GU5.3 socket for 12V MR16 lamps.

### LABELS

- UL/cUL Listed 1598 Luminaire
- UL/cUL Damp Location Listed
- UL/cUL Listed for Wet Location, covered ceiling - with select trims
- UL/cUL Listed for Feed Through
- Certified Under ASTM-E283 for air tight construction





# H36LVRTAT277

**3" Aperture, Shallow Ceiling, Remodel, Non-IC/AT  
12V Low Voltage, MR16**

H36LVRTAT277 is a Non-IC AIR-TITE™ fixture for use with H3 3" series trims. For installation from below the ceiling. Housing is AIR-TITE rated to prevent airflow between heated or air conditioned spaces and unconditioned attic/plenum areas. H36LVRTAT277 features integral 120/277 dualtap transformer. For use with 12V MR16 lamps. Designed for installation in 120 or 277V electrical systems.

Non-IC Housing is AIR-TITE™ but insulation must be kept 3 inches away from all sides of housing.



## FEATURES

### HOUSING

Formed of CRS with white powder coat finish.

### REMODEL PLASTER FRAME

"Easy clip" provided to secure plaster frame in ceiling while installation is being completed. Adjustable cam-locks provide positive lock of housing to plaster frame to complete housing installation.

### SLIDE-N-SIDE™ JUNCTION BOX

- Four 1/2" trade size conduit knockouts with true pry-out slots are positioned to accommodate straight conduit runs.
- Slide-N-Side™ wire traps allow non-metallic sheathed cable to be installed without tools and without removing knockouts. Accepts a wide range of non-metallic sheathed cable.
  - Allows wiring connections to be made outside the junction box.
  - Simply insert the cable directly into the trap after connections are made.
  - Accommodates the following standard non-metallic sheathed cable sizes:  
(US) #14/2, #14/3, #12/2, #12/3  
(Canada) #14/2, #14/3, #12/2
- Installation requires non-metallic "NM" sheathed cable connection, or flexible metal conduit with shallow elbow connectors (not included).

### "QUICK CONNECT" CONNECTORS

Three quick connect wiring connectors included.

### TRANSFORMER

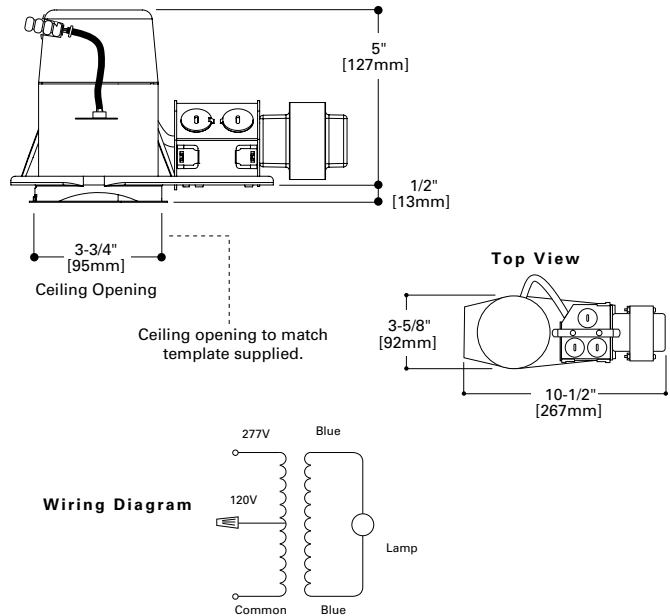
Integral 120/277V dual-tap magnetic transformer steps line voltage down to 12V nominal lamp operating voltage. Rated for 50W max. Housing ships as 277V model with 120V transformer wire lead capped. For use in 120V systems, simply cap the 277V wire lead and use 120V lead (refer to wiring diagram).

### SOCKET

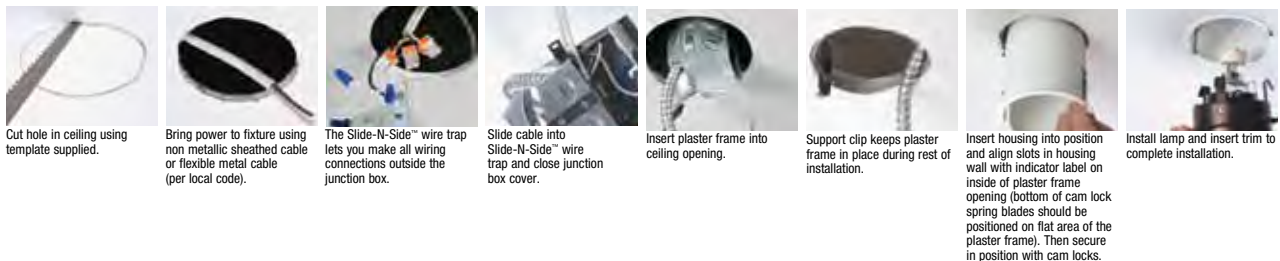
GU5.3 socket for 12V MR16 lamps.

### LABELS

- UL/cUL Listed 1598 Luminaire
- UL/cUL Damp Location Listed
- UL/cUL Listed for Wet Location, covered ceiling - with select trims
- UL/cUL Listed for Feed Through
- Certified Under ASTM-E283 for air tight construction



## REMODEL HOUSING INSTALLATION



Cut hole in ceiling using template supplied.

Bring power to fixture using non metallic sheathed cable or flexible metal cable (per local code).

The Slide-N-Side™ wire trap lets you make all wiring connections outside the junction box.

Slide cable into Slide-N-Side™ wire trap and close junction box cover.

Insert plaster frame into ceiling opening.

Support clip keeps plaster frame in place during rest of installation.

Insert housing into position and align slots in housing wall with indicator label on inside of plaster frame opening (bottom of cam lock spring blades should be positioned on flat area of the plaster frame). Then secure in position with cam locks.

Install lamp and insert trim to complete installation.



# H36LVICAT

## 3" Aperture, Shallow Ceiling, ICAT 12V Low Voltage, MR16

H36LVICAT is a shallow IC AIR-TITE™ fixture for use with H3 3" series trims. Housing is AIR-TITE rated to prevent airflow between heated or air conditioned spaces and unconditioned attic/plenum areas. For use with 12V MR16 lamps.

H36LVICAT is IC rated and may be used in insulated ceilings and be covered with insulation.



## FEATURES

### HOUSING

IC and AIR-TITE™ rated double wall aluminum construction shallow height.

### PLASTER FRAME

Housing adjusts in plaster frame to accommodate up to 1-1/2" ceiling thickness. Galvanized steel construction. Plaster frame features include:

- Regressed locking screw for securing hanger bars.
- Cutouts for easily crimping hanger bars in position.
- HALO name embossed on plaster frame. The housing may be removed from plaster frame to provide access to the junction box.
- Pre-installed AIR-TITE gasket.

### SLIDE-N-SIDE™ JUNCTION BOX

- Seven 1/2" trade size conduit knockouts with true pry-out slots are positioned to accommodate straight conduit runs.
- Slide-N-Side™ wire traps allow non-metallic sheathed cable to be installed without tools and without removing knockouts. Accepts a wide range of non-metallic sheathed cable.
  - Allows wiring connections to be made outside the junction box.
  - Simply insert the cable directly into the trap after connections are made.
  - Accommodates the following standard non-metallic sheathed cable sizes:  
(US) #14/2, #14/3, #12/2, #12/3  
(Canada) #14/2, #14/3, #12/2

### "QUICK CONNECT" CONNECTORS

Three quick connect wiring connectors included.

### Got NAIL!™ Pass-N-Thru™ BAR HANGERS

- Pre-installed nail easily installs in regular lumber, engineered lumber and laminated beams.
- Safety and guidance system prevents snagging, ensures smooth straight nail penetration and allows bar hangers to be easily removed if necessary.
- Automatic levelling flange aligns the housing and lets you hold the housing in place with one hand while driving nails.
- Housing can be positioned at any point within 24" joist span.
- Pass-N-Thru™ feature allows bar hangers to be shortened without removing from plaster frame.
- Score lines allow "toolless" shortening.
- Bar hangers may be repositioned 90°.
- Integral T-bar clip snaps onto T-bars - no additional clips required.

### TRANSFORMER

Integral magnetic transformer steps 120V line voltage down to 12V lamp operating voltage. Rated for 50W max.

### SOCKET

GU 5.3 socket for 12V MR16 lamps.

### LABELS

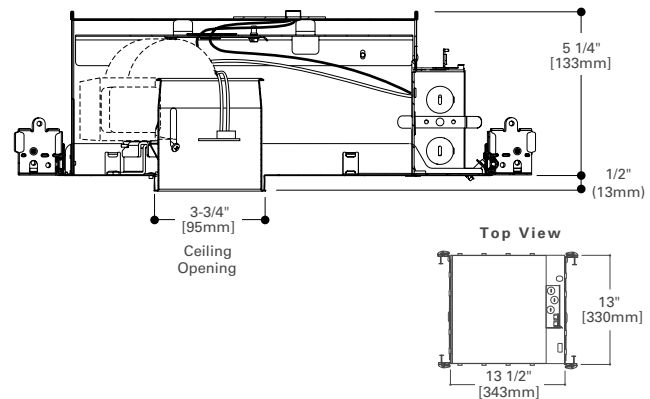
- UL/cUL Listed 1598 Luminaire
- UL/cUL Damp Location Listed
- UL/cUL Listed for Wet Location, covered ceiling - with select trims
- UL/cUL Listed for Feed Through
- UL/cUL listed for Direct Contact with insulation and combustible material

### QUALIFICATION

#### IC and AIR-TITE™

Certified under ASTM-E283 and listed UL/cUL 1598. May be used to meet insulated ceiling and restricted air-flow requirements such as:

- Washington State Energy Code
- International Energy Conservation Code (IECC)
- New York State Energy Conservation Construction Code (NY-ECCC)
- State of California Title 24 "Recessed Luminaires in Insulated Ceilings."





# H38LVICAT

**3" Aperture, Shallow Ceiling, ICAT  
12V Low Voltage, MR16**

H38LVICAT is an IC AIR-TITE™ fixture for use with H3 3" series trims. Housing is AIR-TITE rated to prevent airflow between heated or air conditioned spaces and unconditioned attic/plenum areas. For use with 12V MR16 lamps.

H38LVICAT is IC rated and may be used in insulated ceilings and be covered with insulation.



## FEATURES

### HOUSING

IC and AIR-TITE™ rated double wall aluminum construction.

### PLASTER FRAME

Housing adjusts in plaster frame to accommodate up to 1-1/2" ceiling thickness. Galvanized steel construction. Plaster frame features include:

- Regressed locking screw for securing hanger bars.
- Cutouts for easily crimping hanger bars in position.
- HALO name embossed on plaster frame. The housing may be removed from plaster frame to provide access to the junction box.
- Pre-installed AIR-TITE gasket.

### SLIDE-N-SIDE™ JUNCTION BOX

- Seven 1/2" trade size conduit knockouts with true pry-out slots are positioned to accommodate straight conduit runs.
- Slide-N-Side™ wire traps allow non-metallic sheathed cable to be installed without tools and without removing knockouts. Accepts a wide range of non-metallic sheathed cable.
  - Allows wiring connections to be made outside the junction box.
  - Simply insert the cable directly into the trap after connections are made.
  - Accommodates the following standard non-metallic sheathed cable sizes:
    - (US) #14/2, #14/3, #12/2, #12/3
    - (Canada) #14/2, #14/3, #12/2

### "QUICK CONNECT" CONNECTORS

Three quick connect wiring connectors included.

### Got NAIL!™ Pass-N-Thru™ BAR HANGERS

- Pre-installed nail easily installs in regular lumber, engineered lumber and laminated beams.
- Safety and guidance system prevents snagging, ensures smooth straight nail penetration and allows bar hangers to be easily removed if necessary.
- Automatic levelling flange aligns the housing and lets you hold the housing in place with one hand while driving nails.
- Housing can be positioned at any point within 24" joist span.
- Pass-N-Thru™ feature allows bar hangers to be shortened without removing from plaster frame.
- Score lines allow "toolless" shortening.
- Bar hangers may be repositioned 90°.
- Integral T-bar clip snaps onto T-bars - no additional clips required.

### TRANSFORMER

Integral magnetic transformer steps 120V line voltage down to 12V lamp operating voltage. Rated for 50W max.

### SOCKET

GU 5.3 socket for 12V MR16 lamps.

### LABELS

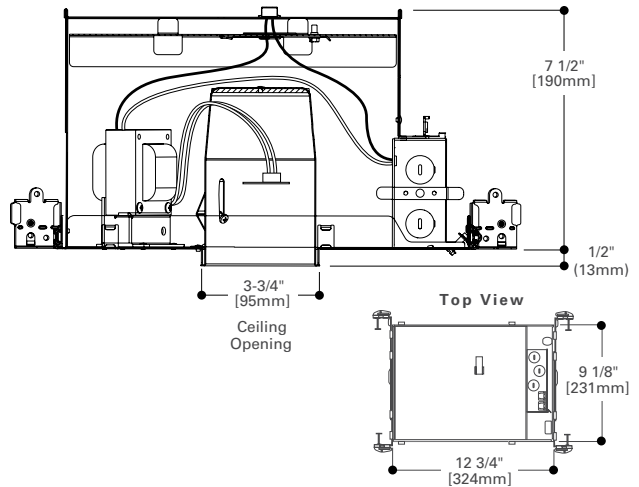
- UL/cUL Listed 1598 Luminaire
- UL/cUL Damp Location Listed
- UL/cUL Listed for Wet Location, covered ceiling - with select trims
- UL/cUL Listed for Feed Through
- UL/cUL listed for Direct Contact with insulation and combustible material

### QUALIFICATION

#### IC and AIR-TITE™

Certified under ASTM-E283 and listed UL/cUL 1598. May be used to meet insulated ceiling and restricted air-flow requirements such as:

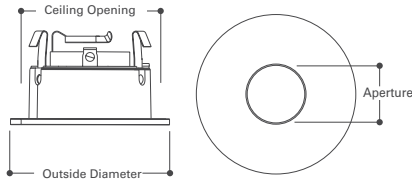
- Washington State Energy Code
- International Energy Conservation Code (IECC)
- New York State Energy Conservation Construction Code (NY-ECCC)
- State of California Title 24 "Recessed Luminaires in Insulated Ceilings."



### 3001

#### Adjustable Pinhole Baffle

- Die cast trim ring with black oculus and machined metal baffle
- For concentrated accent lighting
- 15° tilt, 360° orientation within housing



Aperture: 1-5/8" [41mm]  
Ceiling Opening: 3-3/4" [95mm]  
Outside Diameter: 4-1/4" [108mm]



**3001WHBB**  
White with Black Baffle

**3001BKBB**  
Black with Black Baffle

**3001SNBB**  
Satin Nickel with Black Baffle



**3001ACBB**  
Antique Copper with Black Baffle

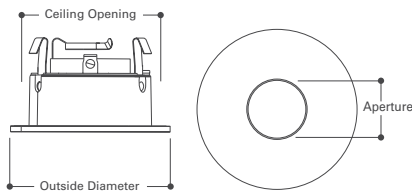
**3001TBZBB**  
Tuscan Bronze with Black Baffle

120V GU10 50W	12V MR16 50W	12V MR16 37W
H36TAT, H36RTAT, H36ICAT, H38ICAT	H36LVTAT, H36LVTATCP, H36LVRTAT, H36LVTAT277, H36LVRTAT277, H36LVICAT	H38LVICAT

### 3002

#### Adjustable Pinhole Reflector

- Die cast trim ring with black oculus and clear specular reflector
- For concentrated accent lighting
- 15° tilt, 360° orientation within housing



Aperture: 1-5/8" [41mm]  
Ceiling Opening: 3-3/4" [95mm]  
Outside Diameter: 4-1/4" [108mm]



**3002WHC**  
White with Clear Reflector

**3002BKC**  
Black with Clear Reflector

**3002SNC**  
Satin Nickel with Clear Reflector



**3002ACC**  
Antique Copper with Clear Reflector

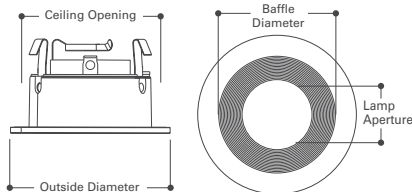
**3002TBZC**  
Tuscan Bronze with Clear Reflector

120V GU10 50W	12V MR16 50W	12V MR16 37W
H36TAT, H36RTAT, H36ICAT, H38ICAT	H36LVTAT, H36LVTATCP, H36LVRTAT, H36LVTAT277, H36LVRTAT277, H36LVICAT	H38LVICAT

### 3003

#### Adjustable Coilex<sup>®</sup> Baffle

- Die cast trim ring with machined metal Coilex<sup>®</sup> baffle
- For general illumination
- 35° tilt, 360° orientation within housing



Lamp Aperture: 2" [51mm]  
Baffle Diameter: 3" [75mm]  
Ceiling Opening: 3-3/4" [95mm]  
Outside Diameter: 4-1/4" [108mm]



**3003WHBB**  
White with Black Coilex<sup>®</sup> Baffle

**3003WHWB**  
White with White Coilex<sup>®</sup> Baffle

**3003BKBB**  
Black with Black Coilex<sup>®</sup> Baffle



**3003SNB**  
Satin Nickel with Satin Nickel Coilex<sup>®</sup> Baffle

**3003ACB**  
Antique Copper with Antique Copper Coilex<sup>®</sup> Baffle

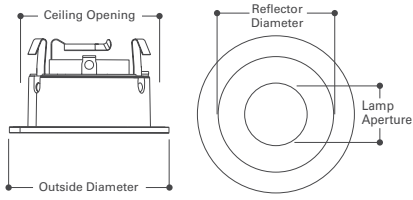
**3003TBZB**  
Tuscan Bronze with Tuscan Bronze Coilex<sup>®</sup> Baffle

120V GU10 50W	12V MR16 50W
H36TAT, H36RTAT, H36ICAT, H38ICAT	H36LVTAT, H36LVTATCP, H36LVRTAT, H36LVTAT277, H36LVRTAT277, H36LVICAT, H38LVICAT

# 3004

## Adjustable Reflector

- Die cast trim ring with reflector
- For general illumination
- 35° tilt, 360° orientation within housing



Lamp Aperture: 2" [51mm]  
 Reflector Diameter: 3" [75mm]  
 Ceiling Opening: 3-3/4" [95mm]  
 Outside Diameter: 4-1/4" [108mm]



**3004WHC**  
White with Clear Specular Reflector

**3004WHW**  
White with White Reflector

**3004BKC**  
Black with Clear Specular Reflector



**3004SN**  
Satin Nickel with Satin Nickel Reflector

**3004AC**  
Antique Copper with Antique Copper Reflector

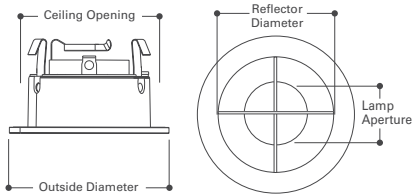
**3004TBZ**  
Tuscan Bronze with Tuscan Bronze Reflector

120V GU10 50W	12V MR16 50W
H36TAT, H36RTAT, H36ICAT, H38ICAT	H36LVTAT, H36LVTATCP, H36LVRTAT, H36LVTAT277, H36LVRTAT277, H36LVICAT, H38LVICAT

# 3005

## Crossblade Reflector

- Die cast trim ring
- Crossblade reflector provides a distinctive look for general lighting with a sharp cutoff to lamp
- 360° orientation within housing



Lamp Aperture: 2" [51mm]  
 Reflector Diameter: 3" [75mm]  
 Ceiling Opening: 3-3/4" [95mm]  
 Outside Diameter: 4-1/4" [108mm]



**3005WHC**  
White with Clear Crossblade

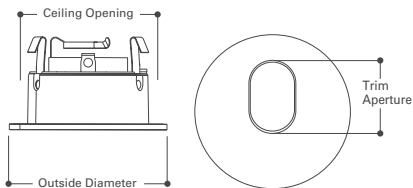
**3005BKC**  
Black with Clear Crossblade

120V GU10 50W	12V MR16 50W
H36TAT, H36RTAT, H36ICAT, H38ICAT	H36LVTAT, H36LVTATCP, H36LVRTAT, H36LVTAT277, H36LVRTAT277, H36LVICAT, H38LVICAT

# 3006

## Adjustable Slot Aperture

- Die cast trim ring with metal black baffle
- For directional illumination
- 35° tilt, 360° orientation within housing



Trim Aperture: 1-1/4" x 2" [32mm x 51mm]  
 Ceiling Opening: 3-3/4" [95mm]  
 Outside Diameter: 4-1/4" [108mm]



**3006WHBB**  
White with Black Baffle

**3006BKBB**  
Black with Black Baffle

**3006SNBB**  
Satin Nickel with Black Baffle



**3006ACBB**  
Antique Copper with Black Baffle

**3006TBZBB**  
Tuscan Bronze with Black Baffle

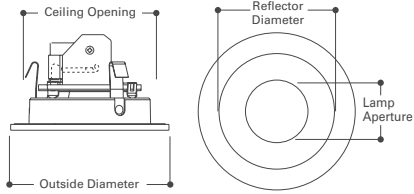
120V GU10 50W	12V MR16 50W	12V MR16 37W
H36TAT, H36RTAT, H36ICAT, H38ICAT	H36LVTAT, H36LVTATCP, H36LVRTAT, H36LVTAT277, H36LVRTAT277, H36LVICAT	H38LVICAT

# 3007

## Regressed Lens Adjustable Reflector Showerlight



- Die cast trim ring: AC, TBZ models
- Non-conductive & non-corrosive polymer trim ring: WHC, PCC, SN models
- Regressed clear lens
- For general illumination
- Wet location listed for showers
- 15° tilt, 360° orientation within housing



Lamp Aperture: 2" [51mm]  
 Reflector Diameter: 3" [75mm]  
 Ceiling Opening: 3-3/4" [95mm]  
 Outside Diameter: 4-1/4" [108mm]



**3007WHC**  
White with Specular Clear Reflector

**3007PCC**  
Polished Chrome with Specular Clear Reflector

**3007SN**  
Satin Nickel with Satin Nickel Reflector



**3007AC**  
Antique Copper with Antique Copper Reflector

**3007TBZ**  
Tuscan Bronze with Tuscan Bronze Reflector

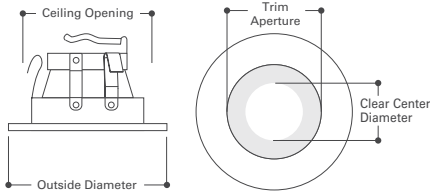
120V GU10 50W	12V MR16 50W	12V MR16 37W
H36TAT, H36RTAT, H36ICAT, H38ICAT	H36LVTAT, H36LVTATCP, H36LVRTAT, H36LVTAT277, H36LVRTAT277, H36LVICAT	H38LVICAT

# 3008

## Lensed Showerlight



- Non-conductive & non-corrosive polymer trim ring
- Clear specular reflector
- Glass lens with frosted perimeter
- Wet location listed for showers
- 360° orientation within housing



Trim Aperture: 2-9/16" [65mm]  
 Clear Center Diameter: 1-7/8" [48mm]  
 Ceiling Opening: 3-3/4" [95mm]  
 Outside Diameter: 4-1/4" [108mm]



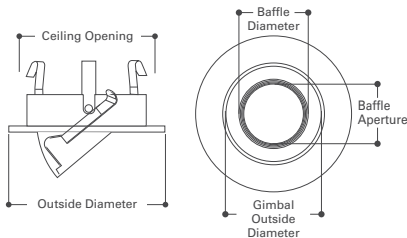
**3008FG**  
White with Frosted Glass Perimeter Lens

120V GU10 50W	12V MR16 50W	12V MR16 37W
H36TAT, H36RTAT, H36ICAT, H38ICAT	H36LVTAT, H36LVTATCP, H36LVRTAT, H36LVTAT277, H36LVRTAT277, H36LVICAT	H38LVICAT

# 3009

## Adjustable Gimbal - 35° Tilt

- Die cast trim ring with die cast gimbal
- For directional accent lighting
- 35° tilt, 15° negative tilt, 360° gimbal orientation and trim within housing



Baffle Aperture: 1-3/4" [45mm]  
 Baffle Diameter: 2" [51mm]  
 Gimbal Outside Diameter: 2-3/4" [70mm]  
 Ceiling Opening: 3-3/4" [95mm]  
 Outside Diameter: 4-1/4" [108mm]



**3009WHWB**  
White with White Baffle

**3009WHBB**  
White with Black Baffle

**3009BKBB**  
Black with Black Baffle



**3009SNBB**  
Satin Nickel with Black Baffle

**3009ACBB**  
Antique Copper with Black Baffle

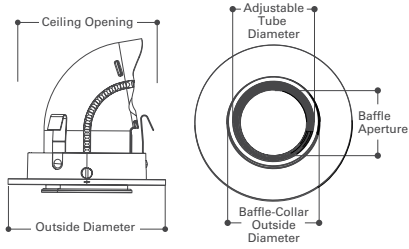
**3009TBZBB**  
Tuscan Bronze with Black Baffle

120V GU10 50W	12V MR16 50W
H36TAT, H36RTAT, H36ICAT, H38ICAT	H36LVTAT, H36LVTATCP, H36LVRTAT, H36LVTAT277, H36LVRTAT277, H36LVICAT, H38LVICAT

### 3010

#### Super Adjustable - 0-75° Adjustment

- Die cast trim ring and adjustable lamp sleeve
- For directional accent lighting
- Integral nylon ball bearings and silicone guides protect finish
- 0-75° tilt, 360° orientation within housing
- Front-loading, turn-lock lamp access



Baffle Aperture: 1-3/4" [45mm]  
 Adjustable Sleeve Diameter: 2-3/8" [60mm]  
 Baffle-Collar Outside Diameter: 2-1/2" [64mm]  
 Ceiling Opening: 3-3/4" [95mm]  
 Outside Diameter: 4-1/4" [108mm]



**3010WH**  
White with White Baffle

**3010SN**  
Satin Nickel with Satin Nickel Baffle

**3010TBZ**  
Tuscan Bronze with Tuscan Bronze Baffle

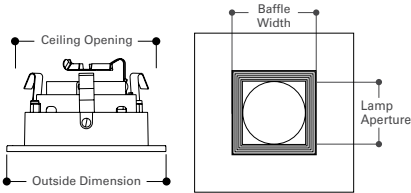
120V GU10 50W	12V MR16 50W	12V MR16 37W
H36TAT, H36RTAT, H36ICAT, H38ICAT	H36LVTAT, H36LVTATCP, H36LVRTAT, H36LVTAT277, H36LVRTAT277, H36LVICAT	H38LVICAT



### 3011

#### Square Adjustable Baffle

- Die cast trim ring with metal baffle
- For general illumination
- 15° tilt, 350° integral lamp holder rotation with locking thumbscrew



Lamp Aperture: 1-7/8" [48mm]  
 Baffle Width: 2-1/4" [57mm]  
 Ceiling Opening (round): 3-3/4" [95mm]  
 Outside Dimension: 4-1/4" Square [108mm]



**3011WHWB**  
White with White Baffle

**3011WHBB**  
White with Black Baffle

**3011BKBB**  
Black with Black Baffle



**3011SNBB**  
Satin Nickel with Black Baffle

**3011ACBB**  
Antique Copper with Black Baffle

**3011TBZBB**  
Tuscan Bronze with Black Baffle

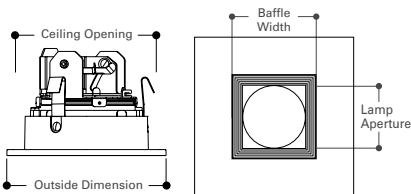
120V GU10 50W	12V MR16 50W	12V MR16 37W
H36TAT, H36RTAT, H36ICAT, H38ICAT	H36LVTAT, H36LVTATCP, H36LVRTAT, H36LVTAT277, H36LVRTAT277, H36LVICAT	H38LVICAT

### 3012

#### Square Regressed Lens Adjustable Baffle Showerlight



- Die cast trim ring with metal baffle
- For general illumination
- 15° tilt, 360° integral lamp holder rotation with locking thumbscrew
- Wet location listed for showers



Lamp Aperture: 1-7/8" [48mm]  
 Baffle Width: 2-1/4" [57mm]  
 Ceiling Opening (round): 3-3/4" [95mm]  
 Outside Dimension: 4-1/4" Square [108mm]



**3012WHWB**  
White with White Baffle

**3012WHBB**  
White with Black Baffle

**3012BKBB**  
Black with Black Baffle



**3012SNBB**  
Satin Nickel with Black Baffle

**3012ACBB**  
Antique Copper with Black Baffle

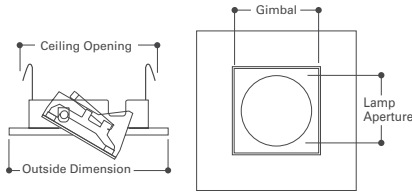
**3012TBZBB**  
Tuscan Bronze with Black Baffle

120V GU10 50W	12V MR16 50W	12V MR16 37W
H36TAT, H36RTAT, H36ICAT, H38ICAT	H36LVTAT, H36LVTATCP, H36LVRTAT, H36LVTAT277, H36LVRTAT277, H36LVICAT	H38LVICAT

### 3013

#### Square Adjustable Gimbal

- Die cast trim ring with die cast gimbal
- For accent and task lighting
- 35° positive tilt, 15° negative tilt, 360° orientation within housing
- Front-loading, snap-in lamp access face plate



Lamp Aperture: 1-3/4" [45mm]  
 Gimbal: 2-1/4" [57mm]  
 Ceiling Opening (round): 3-3/4" [95mm]  
 Outside Dimension: 4-1/4" Square [108mm]



**3013WH**  
White

**3013BK**  
Black

**3013SN**  
Satin Nickel



**3013AC**  
Antique Copper

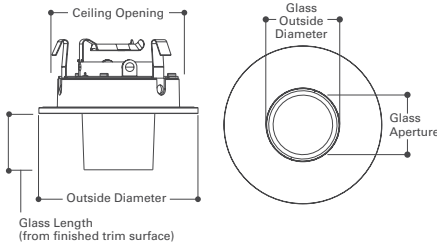
**3013TBZ**  
Tuscan Bronze

120V GU10 50W	12V MR16 50W	12V MR16 37W
H36TAT, H36RTAT, H36ICAT, H38ICAT	H36LVTAT, H36LVTATCP, H36LVRTAT, H36LVTAT277, H36LVRTAT277, H36LVICAT	H38LVICAT

### 3014

#### Decorative Tapered Glass Cylinder

- Die cast trim ring with glass cylinders
- For accent and task lighting
- 360° orientation within housing
- Two glass cylinders included (frost and blue)



Glass Aperture: 1-9/16" [40mm]  
 Glass Outside Diameter: 1-15/16" [49mm]  
 Ceiling Opening: 3-3/4" [95mm]  
 Outside Diameter: 4-1/4" [108mm]  
 Glass Length (from finished trim surface): 1-1/2" [38mm]



**3014FBSC**  
Satin Chrome Trim with Frost Glass

**3014FBSC**  
Satin Chrome Trim with Blue Glass



**3014FBWH**  
White Trim with Frost Glass

**3014FBWH**  
White Trim with Blue Glass

Tapered glass cylinder is a downlight trim with the option of frost and blue decorative glass. Each base trim model (white and satin chrome) includes both Frost Glass and Blue Glass tapered cylinders allowing choice of decorative glass.\* The glass cylinders are designed to simply drop into place with removal of the trim's back plate.

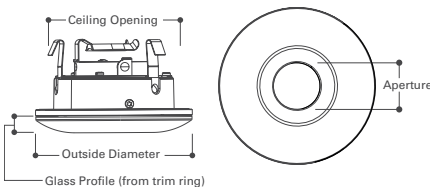
\*Trims come with Frost Glass installed.

120V GU10 50W	12V MR16 50W	12V MR16 37W
H36TAT, H36RTAT, H36ICAT, H38ICAT	H36LVTAT, H36LVTATCP, H36LVRTAT, H36LVTAT277, H36LVRTAT277, H36LVICAT	H38LVICAT

### 3016

#### Decorative Low-Profile Glass Curve

- Die cast construction and decorative glass elements
- For accent and task lighting
- 360° orientation within housing



Aperture: 1-5/8" [41mm]  
 Glass Profile (from trim ring): 1/2" [12mm]  
 Ceiling Opening: 3-3/4" [95mm]  
 Outside Diameter: 4-1/4" [108mm]



**3016FG**  
Frost Glass Curve

**3016BG**  
Blue Glass Curve

**3016AG**  
Amber Glass Curve

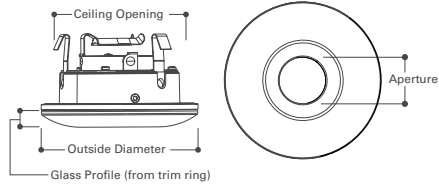
120V GU10 50W	12V MR16 50W	12V MR16 37W
H36TAT, H36RTAT, H36ICAT, H38ICAT	H36LVTAT, H36LVTATCP, H36LVRTAT, H36LVTAT277, H36LVRTAT277, H36LVICAT	H38LVICAT

3017

Decorative Low-Profile Glass Curve Showerlight



- Die cast construction and decorative glass elements
- Frost glass perimeter with clear glass center
- Wet location listed for showers



**3017FGS**  
Frost All Glass Showerlight Curve


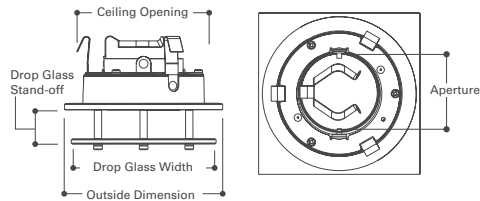
Aperture: 1-1/2" [39mm]  
Glass Profile (from trim ring): 1/2" [13mm]  
Ceiling Opening: 3-3/4" [95mm]  
Outside Diameter: 4-1/4" [108mm]

120V GU10 50W	12V MR16 50W	12V MR16 37W
H36TAT, H36RTAT, H36ICAT, H38ICAT	H36LVTAT, H36LVTATCP, H36LVRTAT, H36LVTAT277, H36LVRTAT277, H36LVICAT	H38LVICAT

3018

Decorative Drop Glass - Square

- Die cast trim ring with decorative glass
- For accent and task lighting
- 360° orientation within housing



**3018SGSC**  
Square Drop Glass with Satin Chrome Trim Ring

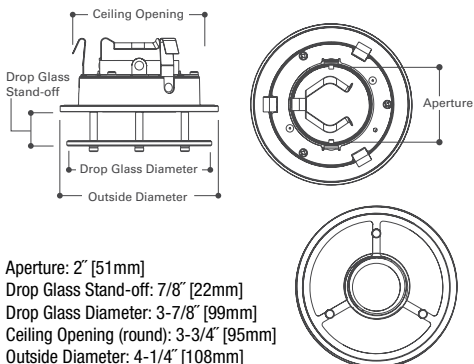
Aperture: 2" [51mm]  
Drop Glass Stand-off: 7/8" [22mm]  
Drop Glass Width: 3-1/2" [89mm] x 3-1/2" [89mm]  
Ceiling Opening (round): 3-3/4" [95mm]  
Outside Dimension: 4-1/4" [108mm]

120V GU10 50W	12V MR16 50W
H36TAT, H36RTAT, H36ICAT, H38ICAT	H36LVTAT, H36LVTATCP, H36LVRTAT, H36LVTAT277, H36LVRTAT277, H36LVICAT, H38LVICAT

3019

Decorative Drop Glass - Round

- Die cast trim ring with decorative glass
- For accent and task lighting
- 360° orientation within housing



**3019RGSC**  
Round Drop Glass with Satin Chrome Trim Ring

Aperture: 2" [51mm]  
Drop Glass Stand-off: 7/8" [22mm]  
Drop Glass Diameter: 3-7/8" [99mm]  
Ceiling Opening (round): 3-3/4" [95mm]  
Outside Diameter: 4-1/4" [108mm]

120V GU10 50W	12V MR16 50W
H36TAT, H36RTAT, H36ICAT, H38ICAT	H36LVTAT, H36LVTATCP, H36LVRTAT, H36LVTAT277, H36LVRTAT277, H36LVICAT, H38LVICAT

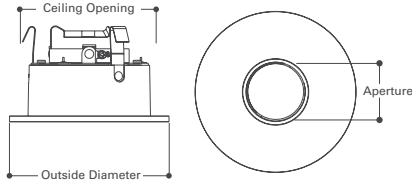


Wall Wash Downlight

- Die cast trim ring
- Integral wall wash reflector
- 360° orientation within housing
- For a subtle grazing light effect on cabinet faces along with a direct downlight on countertops or similar applications



**3020WW**  
Wall Wash Downlight with White Trim Ring



Aperture: 1-9/16" [40mm]  
Ceiling Opening: 3-3/4" [95mm]  
Outside Diameter: 4-1/4" [108mm]

120V GU10 50W	12V MR16 50W	12V MR16 37W
H36TAT, H36RTAT, H36ICAT, H38ICAT	H36LVTAT, H36LVTATCP, H36LVRTAT, H36LVTAT277, H36LVRTAT277, H36LVICAT	H38LVICAT





# 4"

LED .....	4-2
Incandescent .....	4-11
Low Voltage .....	4-18
Compact Fluorescent .....	4-27



# H456ICAT120D

4" Aperture Shallow Ceiling, New Construction, ICAT  
High Efficacy LED Housing, Dimmable

H456ICAT120D is an insulated ceiling, AIR-TITE™ housing offering 120 volt dimming capability with many incandescent or electronic low voltage dimmers. Designed for use with EL4 series LED Light Engines and TL4 LED Series Trims, the H456ICAT120D offers high quality downlighting along with high efficacy – the result being great lighting and significant energy savings.



## FEATURES

### HOUSING

- Box enclosure of formed aluminum construction.
- Openings are gasketed for AIR-TITE installation.
- Designed for insulated ceilings in direct contact with insulation. (May also be installed in non-insulated ceilings.)

### PLASTER FRAME

- Galvanized steel die-formed construction.
- The housing can be removed from plaster frame to provide access to the junction box.
- Plaster frame features include:
  - Patented regressed locking screw positioned for securing hanger bars from below the ceiling.
  - Cutouts for easily crimping hanger bars in position.
  - AIR-TITE aperture gasket is pre-installed.
  - HALO identity embossed on plaster frame.

### Got NAIL!™ Pass-N-Thru™ BAR HANGERS

- Pre-installed nail easily installs in regular lumber, engineered lumber and laminated beams.
- Safety and guidance system prevents snagging, ensures smooth straight nail penetration and allows bar hangers to be easily removed if necessary.
- Automatic levelling flange aligns the housing and lets you hold the housing in place with one hand while driving nails.
- Housing can be positioned at any point within 24" joist span.
- Pass-N-Thru™ feature allows bar hangers to be shortened without removing from plaster frame.
- Score lines allow "toolless" shortening for 12" joists.
- Bar hangers may be repositioned 90°.
- Integral T-bar clip snaps onto T-bars - no additional clips required.

### SLIDE-N-SIDE™ JUNCTION BOX

- Positioned to accommodate straight conduit runs
- Seven 1/2" trade size conduit knockouts with true pry-out slots
- Slide-N-Side™ wire traps allow non-metallic sheathed cable to be installed without tools and without removing knockouts.

- Accepts a wide range of non-metallic (type NM) sheathed cables - the standard cable types used in lighting in both U.S. and Canada.
  - Allows wiring connections to be made outside the junction box
  - Simply insert the cable directly into the trap after connections are made.
  - Accommodates the following standard non-metallic sheathed cable sizes:  
(US) #14/2, #14/3, #12/2, #12/3  
(Canada) #14/2, #14/3, #12/2

### LED CONNECTION

- LED connector is a non-screw base connector offering easy installation with the EL4 Series LED Light Engine.
- LED connector meets California Title-24 high-efficacy luminaire requirement for a non-screw base socket, and where required to qualify as a high-efficacy luminaire.

### LED DRIVER

- LED dimmable driver mounts internally to the housing.
- Driver is a 120 Volt, high efficiency, electronic power supply providing low voltage power to EL Series LED Light Engines.
- Driver meets FCC EMI/RFI Consumer Level limits for use in residential and commercial installations.
- Driver features high power factor and low THD and has integral thermal protection in the event of over temperature or internal failure.
- Driver is specifically designed for compatibility with EL4 LED Light Engines, and operate in conjunction with the LED 50,000 hour / 70% lumen maintenance standard.
- If dimming is not required the fixture can be operated from a standard wall switch.

### DIMMING

- The HALO H4 LED luminaire is dimmable to 15% with standard 120V electronic low voltage dimmers (recommended), incandescent or magnetic low voltage dimmers; and dims to 5% using dimmers with low end trim adjustment.

- Standard incandescent dimmers require a minimum load of typically over 40 watts on the circuit for full range dimming performance (four LED modules).
- For dimming with digital (smart) multi-location dimmers or when dimming fewer than four LED modules, electronic low voltage dimmers are required (ELV dimmers need a neutral connection in the wallbox).
- Refer to specification sheets online for dimming information, and refer to dimmer manufacturers for compatibility.

### LABELS

- UL/cUL Listed 1598 Luminaire
- UL/cUL Listed for Damp Location
- UL/cUL Listed for Wet Location, covered ceiling - with select trims
- UL/cUL listed for Feed Through
- UL/cUL listed for Direct Contact with insulation and combustible material

### COMPLIANCE

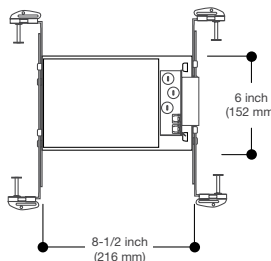
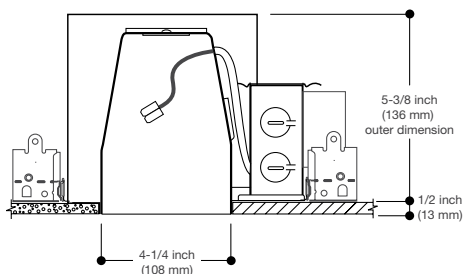
- Use with designated LED light engines and trims for ENERGY STAR® qualification.
- Can be used for State of California Title 24 high efficacy compliance with designated LED light engines and trims.
- Can be used for International Energy Conservation Code (IECC) high efficacy compliance with designated LED light engines and trims.
- Refer to specification sheets online for compliance information.

### QUALIFICATION

#### IC and AIR-TITE™

Certified under ASTM-E283 and listed UL/cUL 1598. May be used to meet insulated ceiling and restricted air-flow requirements such as:

- Washington State Energy Code
- International Energy Conservation Code (IECC)
- New York State Energy Conservation Construction Code (NY-ECCC)
- State of California Title 24 "Recessed Luminaires in Insulated Ceilings."



## 4" Aperture, Remodel, ICAT High Efficacy LED Housing, Dimmable

H455RICAT120D is an insulated ceiling, AIR-TITE™, remodel housing offering 120 volt dimming capability with electronic low voltage and many incandescent dimmers. Designed for use with EL4 series LED Light Engines, the H455RICAT120D offers high quality downlighting along with high efficacy – the result being great lighting and significant energy savings.



### FEATURES

#### HOUSING

Single wall formed aluminum construction. Openings are gasketed for AIR-TITE installation. 5 1/2" height allows use in 2" x 6 joist construction. AIR-TITE aperture gasket is pre-installed.

#### REMODEL ARM

- Spring steel construction designed for ease of installation and ceiling support of LED driver.

#### REMODEL SPRINGS

- Four remodel clips secure housing and accommodate 1/2" and 5/8" ceiling material.

#### SLIDE-N-SIDE™ JUNCTION BOX

- Seven 1/2" trade size conduit knockouts with true pry-out slots
- Slide-N-Side™ wire traps allow non metallic sheathed cable to be installed without tools and without removing knockouts.
- Accepts a wide range of non-metallic (type NM) sheathed cables - the standard cable types used in lighting in both U.S. and Canada.
  - Allows wiring connections to be made outside the junction box
  - Simply insert the cable directly into the trap after connections are made.
  - Accommodates the following standard non-metallic sheathed cable sizes: (US) #14/2, #14/3, #12/2, #12/3 (Canada) #14/2, #14/3, #12/2

#### LED CONNECTION

- LED connector is a non-screw base connector offering easy installation with the EL4 Series LED Light Engine.
- LED connector meets California Title-24 high-efficacy luminaire requirement for a non-screw base socket, and where required to qualify as a high-efficacy luminaire.

#### LED DRIVER

- LED dimmable driver mounts to the housing junction box.
- Driver is a 120 Volt, high efficiency, electronic power supply providing low voltage power to EL Series LED Light Engines.
- Driver meets FCC EMI/RFI Consumer Level limits for use in residential and commercial installations.
- Driver features high power factor and low THD and has integral thermal protection in the event of over temperature or internal failure.
- Driver is specifically designed for compatibility with EL4 LED Light Engines, and operate in conjunction with the LED 50,000 hour / 70% lumen maintenance performance design.
- If dimming is not required the fixture can be operated from a standard wall switch.

#### DIMMING

- The HALO H4 LED luminaire is dimmable to 15% with standard 120V electronic low voltage dimmers (recommended), incandescent or magnetic low voltage dimmers; and dims to 5% using dimmers with low end trim adjustment.
- Standard incandescent dimmers require a minimum load of typically over 40 watts on the circuit for full range dimming performance (four LED modules).
- For dimming with digital (smart) multi-location dimmers or when dimming fewer than four LED modules, electronic low voltage dimmers are required (ELV dimmers need a neutral connection in the wallbox).
- Refer to specification sheets online for dimming information, and refer to dimmer manufacturers for compatibility.

#### LABELS

- UL/cUL Listed 1598 Luminaire
- UL/cUL Listed for Damp Location
- UL/cUL Listed for Wet Location, covered ceiling - with select trims
- UL/cUL listed for Direct Contact with insulation and combustible material

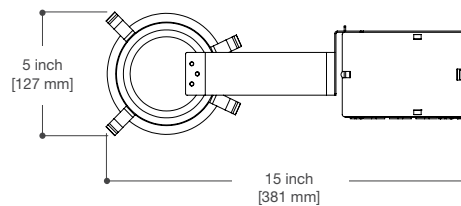
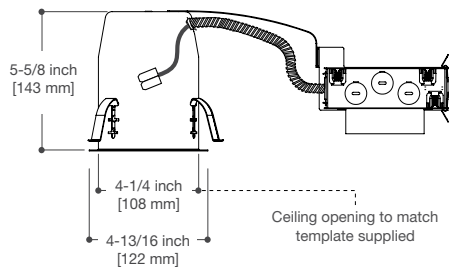
#### COMPLIANCE

- Use with designated LED light engines and trims for ENERGY STAR® qualification in residential (IC) insulated ceiling and commercial (Non-IC) non-insulated ceiling applications.
- Can be used for State of California Title 24 high efficacy compliance with designated LED Light Engines and trims.
- Can be used for International Energy Conservation Code (IECC) high efficacy compliance with designated LED Light Engines and trims.
- Refer to specification sheets online for compliance information.

#### QUALIFICATION

##### IC and AIR-TITE™

- Certified under ASTM-E283 and listed UL/cUL 1598. May be used to meet insulated ceiling and restricted air-flow requirements such as:
- Washington State Energy Code
  - International Energy Conservation Code (IECC)
  - New York State Energy Conservation Construction Code (NY-ECCC)
  - State of California Title 24 "Recessed Luminaires in Insulated Ceilings."



# H455TUNVD010

4" Aperture, New Construction, Non-IC  
High Efficacy LED Housing, Dimmable when used with 0-10V DC Controls

H455TUNVD010 is a Non-IC, AIR-TITE™ universal voltage 120V-277V housing designed for non-insulated ceiling installations, and offers dimming capability with 0-10V DC control systems. Designed for use with EL4 series LED Light Engines, the H455TUNVD010 offers high quality downlighting along with high efficacy – the result being great lighting and significant energy savings.

Non-IC Housing is AIR-TITE™ but insulation must be kept 3 inches away from all sides of housing.



## FEATURES

### HOUSING

- Single wall die-formed construction.
- Openings are gasketed for AIR-TITE installation.

### PLASTER FRAME

- Galvanized steel die-formed construction.
- Plaster frame designed with removable bar hangers for installation in new construction.
- HALO identity embossed on plaster frame.

### Got NAIL!™ Pass-N-Thru™ BAR HANGERS

- Pre-installed nail easily installs in regular lumber, engineered lumber and laminated beams.
- Safety and guidance system prevents snagging, ensures smooth straight nail penetration and allows bar hangers to be easily removed if necessary.
- Automatic levelling flange aligns the housing and lets you hold the housing in place with one hand while driving nails.
- Housing can be positioned at any point within 24" joist span.
- Pass-N-Thru™ feature allows bar hangers to be shortened without removing from plaster frame.
- Score lines allow "toolless" shortening for 12" joists.
- Bar hangers may be repositioned 90°.
- Integral T-bar clip snaps onto T-bars - no additional clips required.

### SLIDE-N-SIDE™ JUNCTION BOX

- Separate compartment for 0-10V DC low voltage dimming connections
- Positioned to accommodate straight conduit runs
- Seven 1/2" trade size conduit knockouts with true pry-out slots
- Slide-N-Side™ wire traps allow non metallic sheathed cable to be installed without tools and without removing knockouts.
- Accepts a wide range of non-metallic (type NM) sheathed cables - the standard cable types used in lighting in both U.S. and Canada.
  - Allows wiring connections to be made outside the junction box
  - Simply insert the cable directly into the trap after connections are made.
  - Accommodates the following standard non-metallic sheathed cable sizes:
    - (US) #14/2, #14/3, #12/2, #12/3
    - (Canada) #14/2, #14/3, #12/2

### LED CONNECTION

- LED connector is a non-screw base connector offering easy installation with the EL4 Series LED Light Engine.
- LED connector meets California Title-24 high-efficacy luminaire requirement for a non-screw base socket, and where required to qualify as a high-efficacy luminaire.

### LED DRIVER

- LED dimmable driver mounts to the housing junction box.
- Driver is a 120V-277V Universal Voltage, high efficiency, electronic power supply providing low voltage power to EL4 Series LED Light Engines.
- Driver meets FCC EMI/RFI Consumer Level limits for use in residential and commercial installations.
- Driver features high power factor and low THD and has integral thermal protection in the event of over temperature or internal failure.
- Driver is specifically designed for compatibility with EL4 LED Light Engines, and operate in conjunction with the LED 50,000 hour / 70% lumen maintenance standard.
- If dimming is not required the fixture can be operated from a standard wall switch.

### DIMMING

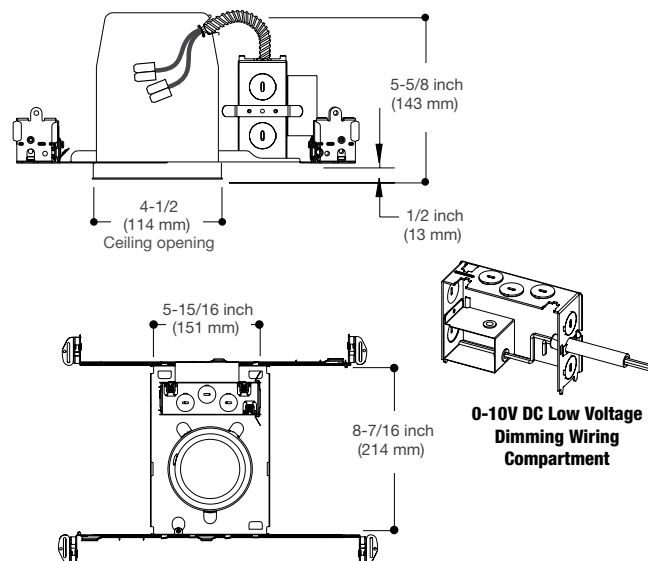
- May be dimmable with 0-10V DC low voltage dimmers.
- 0-10V DC dimmers operate using two low voltage dimming wires (color coded violet and gray). The low voltage dimming wires are separate from the 120V AC or 277V AC power.
- Switching on/off is controlled via the line voltage (120V AC or 277V AC) power, and dimming operation is controlled with the 2-wire 0-10V DC low voltage wiring connection between the dimmer and the LED driver.
- Refer to specification sheets online for dimming information, and refer to dimmer manufacturers for compatibility.

### LABELS

- UL/cUL Listed 1598 Luminaire
- UL/cUL Listed for Damp Location
- UL/cUL Listed for Wet Location, covered ceiling - with select trims
- UL/cUL Listed for feed through

### COMPLIANCE

- Use with designated LED light engines and trims for ENERGY STAR® qualification.
- Can be used for State of California Title 24 high efficacy compliance with designated LED light engines and trims.
- Can be used for International Energy Conservation Code (IECC) high efficacy compliance with designated LED light engines and trims.
- Washington State Energy Code – AIR-TITE compliant
- New York State Energy Conservation Construction Code - AIR-TITE compliant
- Certified Under ASTM-E283 standard for air tight construction
- Refer to specification sheets online for compliance information.



## 4" Aperture, Remodel, Non-IC

### High Efficacy LED Housing, Dimmable when used with 0-10V DC controls

H455RTUNVD010 is a Non-IC, AIR-TITE™ universal voltage 120V-277V remodel housing designed for non-insulated ceiling installations, and offers dimming capability with 0-10V DC control systems. Designed for use with EL4 series LED Light Engines, the H455RTUNVD010 offers high quality downlighting along with high efficacy – the result being great lighting and significant energy savings.

Non-IC Housing is AIR-TITE™ but insulation must be kept 3 inches away from all sides of housing.



## FEATURES

### HOUSING

Single wall formed aluminum construction. Openings are gasketed for AIR-TITE installation. AIR-TITE aperture gasket is pre-installed.

### REMODEL ARM

- Spring steel construction designed for ease of installation and ceiling support of LED driver.

### REMODEL SPRINGS

- Four remodel clips secure housing and accommodate 1/2" and 5/8" ceiling material.

### SLIDE-N-SIDE™ JUNCTION BOX

- Separate compartment for 0-10V DC low voltage dimming connections
- Seven 1/2" trade size conduit knockouts with true pry-out slots
- Slide-N-Side™ wire traps non metallic sheathed cable to be installed without tools and without removing knockouts.
- Accepts a wide range of non-metallic (type NM) sheathed cables - the standard cable types used in lighting in both U.S. and Canada.
  - Allows wiring connections to be made outside the junction box
  - Simply insert the cable directly into the trap after connections are made.
  - Accommodates the following standard non-metallic sheathed cable sizes: (US) #14/2, #14/3, #12/2, #12/3 (Canada) #14/2, #14/3, #12/2

### LED CONNECTION

- LED connector is a non-screw base connector offering easy installation with the EL4 Series LED Light Engine.
- LED connector meets California Title-24 high-efficacy luminaire requirement for a non-screw base socket, and where required to qualify as a high-efficacy luminaire.

### LED DRIVER

- LED dimmable driver mounts to the housing junction box.
- Driver is a 120V-277V Universal Voltage, high efficiency, electronic power supply providing low voltage power to EL4 Series LED Light Engines.
- Driver meets FCC EMI/RFI Consumer Level limits for use in residential and commercial installations.
- Driver features high power factor and low THD and has integral thermal protection in the event of over temperature or internal failure.
- Driver is specifically designed for compatibility with EL4 LED Light Engines, and operate in conjunction with the LED 50,000 hour / 70% lumen maintenance performance design.
- If dimming is not required the fixture can be operated from a standard wall switch.

### DIMMING

- May be dimmable with 0-10V DC low voltage dimmers.
- 0-10V DC dimmers operate using two low voltage dimming wires (color coded violet and gray). The low voltage dimming wires are separate from the 120V AC or 277V AC power.
- Switching on/off is controlled via the line voltage (120V AC or 277V AC) power, and dimming operation is controlled with the 2-wire 0-10V DC low voltage wiring connection between the dimmer and the LED driver.
- Refer to specification sheets online for dimming information, and refer to dimmer manufacturers for compatibility.

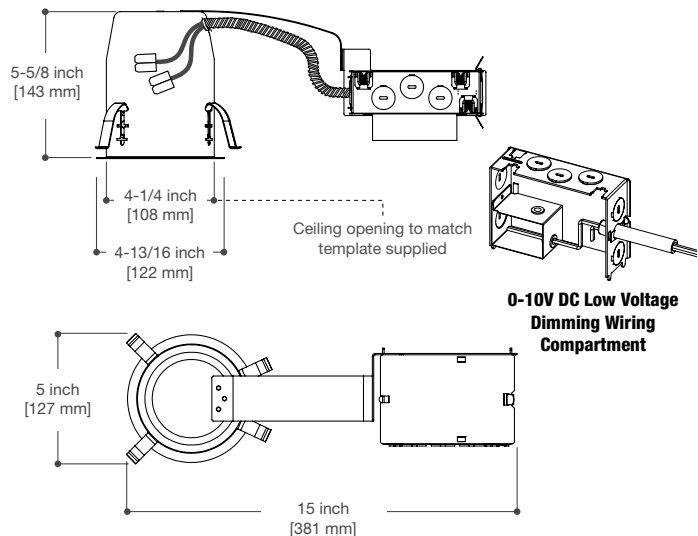


### LABELS

- UL/cUL Listed 1598 Luminaire
- UL/cUL Listed for Damp Location
- UL/cUL Listed for Wet Location, covered ceiling - with select trims

### COMPLIANCE

- Use with designated LED light engines and trims for ENERGY STAR® qualification in residential (IC) insulated ceiling and commercial (Non-IC) non-insulated ceiling applications.
- Can be used for State of California Title 24 high efficacy compliance with designated LED Light Engines and trims.
- Can be used for International Energy Conservation Code (IECC) high efficacy compliance with designated LED Light Engines and trims.
- Washington State Energy Code – AIR-TITE compliant
- New York State Energy Conservation Construction Code - AIR-TITE compliant
- Certified Under ASTM-E283 standard for air tight construction.
- Refer to specification sheets online for compliance information.



# H455TCPUNVD010

4" Aperture, New Construction, Non-IC, Chicago Plenum rated  
High Efficacy LED Housing, Dimmable when used with 0-10V DC Controls

H455TCPUNVD010 is a Non-IC, AIR-TITE™ universal voltage 120V-277V housing designed for non-insulated Chicago Plenum rated ceilings, and offers dimming capability with 0-10V DC control systems. Designed for use with EL4 series LED Light Engines, the H455TCPUNVD010 offers high quality downlighting along with high efficacy – the result being great lighting and significant energy savings.

Non-IC Housing is AIR-TITE™ but insulation must be kept 3 inches away from all sides of housing.



## FEATURES

### HOUSING

- Single wall die-formed construction.
- Openings are gasketed for AIR-TITE installation (in Non-IC ceilings).

### PLASTER FRAME

- Galvanized steel die-formed construction.
- Plaster frame designed with removable bar hangers for installation in new construction.
- HALO identity embossed on plaster frame.

### Got NAIL!™ Pass-N-Thru™ BAR HANGERS

- Pre-installed nail easily installs in regular lumber, engineered lumber and laminated beams.
- Safety and guidance system prevents snagging, ensures smooth straight nail penetration and allows bar hangers to be easily removed if necessary.
- Automatic levelling flange aligns the housing and lets you hold the housing in place with one hand while driving nails.
- Housing can be positioned at any point within 24" joist span.
- Pass-N-Thru™ feature allows bar hangers to be shortened without removing from plaster frame.
- Score lines allow "toolless" shortening for 12" joists.
- Bar hangers may be repositioned 90°.
- Integral T-bar clip snaps onto T-bars - no additional clips required.

### SLIDE-N-SIDE™ JUNCTION BOX

- Separate compartment for 0-10V DC low voltage dimming connections
- Positioned to accommodate straight conduit runs
- Seven 1/2" trade size conduit knockouts with true pry-out slots
- Gasketed junction box per Chicago Plenum standards
- Slide-N-Side™ connectors allow non metallic sheathed cable to be installed without tools and without removing knockouts.
- Accepts a wide range of non-metallic (type NM) sheathed cables - the standard cable types used in lighting in both U.S. and Canada.
  - Allow wiring connections to be made outside the junction box
  - Simply insert the cable directly into the trap after connections are made.
  - Accommodates the following standard non-metallic sheathed cable sizes:
    - (US) #14/2, #14/3, #12/2, #12/3
    - (Canada) #14/2, #14/3, #12/2

### LED CONNECTION

- LED connector is a non-screw base connector offering easy installation with the EL4 Series LED Light Engine.
- LED connector meets California Title-24 high-efficacy luminaire requirement for a non-screw base socket, and where required to qualify as a high-efficacy luminaire.
- Sealed flex connection from junction box to housing for Chicago Plenum rating.

### LED DRIVER

- LED dimmable driver mounts to the housing junction box.
- Driver is a 120V-277V Universal Voltage, high efficiency, electronic power supply providing low voltage power to EL4 Series LED Light Engines.
- Driver meets FCC EMI/RFI Consumer Level limits for use in residential and commercial installations.
- Driver features high power factor and low THD and has integral thermal protection in the event of over temperature or internal failure.
- Driver is specifically designed for compatibility with EL4 LED Light Engines, and operate in conjunction with the LED 50,000 hour / 70% lumen maintenance standard.
- If dimming is not required the fixture can be operated from a standard wall switch.

### DIMMING

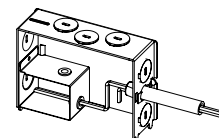
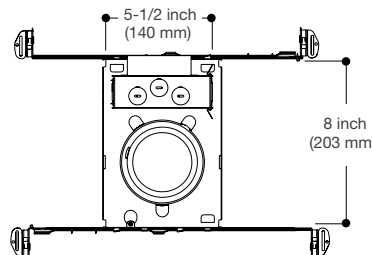
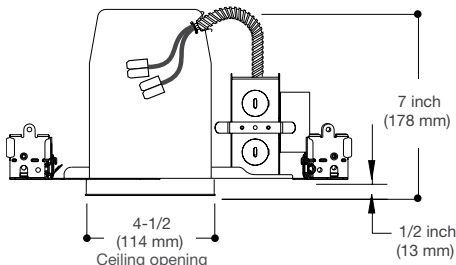
- May be dimmable with 0-10V DC low voltage dimmers.
- 0-10V DC dimmers operate using two low voltage dimming wires (color coded violet and gray). The low voltage dimming wires are separate from the 120V AC or 277V AC power.
- Switching on/off is controlled via the line voltage (120V AC or 277V AC) power, and dimming operation is controlled with the 2-wire 0-10V DC low voltage wiring connection between the dimmer and the LED driver.
- Refer to specification sheets online for dimming information, and refer to dimmer manufacturers for compatibility.

### LABELS

- UL/cUL Listed 1598 Luminaire
- UL/cUL Listed for Damp Location
- UL/cUL Listed for Wet Location, covered ceiling - with select trims
- Meets Chicago Plenum requirements

### COMPLIANCE

- Use with designated LED light engines and trims for ENERGY STAR® qualification in residential (IC) insulated ceiling and commercial (Non-IC) non-insulated ceiling applications.
- Can be used for International Energy Conservation Code (IECC) high efficacy compliance with designated LED Light Engines and trims.
- Washington State Energy Code - AIR-TITE compliant
- New York State Energy Conservation Construction Code - AIR-TITE compliant
- Certified Under ASTM-E283 standard for air tight construction.
- Refer to specification sheets online for compliance information.



0-10V DC Low Voltage Dimming Wiring Compartment



# EL405827, EL405830, EL405835, EL405840

## H4 LED Light Engine

Available in 2700°K, 3000°K, 3500°K and 4000°K Correlated Color Temperatures

The Halo LED EL4058xx Light Engines are designed for use in the LED dedicated housing Series H455x. Halo LED H4 Series light engines deliver in the range of 534-700 lumens (depending upon the trim and selected color temperature); and the H4 Series offers a selection of four color temperatures: 2700K, 3000K, 3500K, 4000K. Halo LED offers a superior optical design that yields productive beam lumens, good cutoff and low glare.



## FEATURES

### MECHANICAL

#### (A) Upper Heat Sink

- Durable extruded aluminum construction.
- Conducts heat away from the LED keeping the junction temperatures below specified maximums, even when installed in insulated ceiling environments.

#### (B) Lower Heat Sink

- Durable die-cast aluminum construction.
- Precision keyed flange designed to lock with matching keyed slots in H4 trim rings.
- Works in conjunction with the upper heat sink for heat conduction away from the LED

### FRICION BLADES

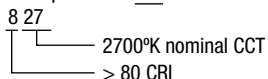
- Precision formed stainless steel spring blades provide retention of the EL series of light engines in the H455 series housings.
- Friction blade design allows the light engine to be installed in any position within the housing aperture (360 degrees).
- Tether security cable included on the light engine for attachment to the housing during installation, as recommended and when required by code.

### LED CONNECTION

- LED connector is a non-screw base connector offering easy installation with the H455/H456 Series housings.
- LED connector meets California Title-24 high-efficacy luminaire requirement for a non-screw base socket, and where required to qualify as a high-efficacy luminaire.

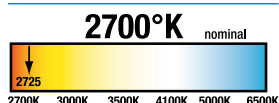
### COLOR SPECIFICATION & QUALITY STANDARDS

- Halo employs a tight chromaticity specification and LED color binning process to ensure LED color uniformity, sustainable Color Rendering Index (CRI) and Correlated Color Temperature (CCT) consistency over the useful life of the LED
- Halo LED chromaticity specification exceeds ENERGY STAR® SSL color standards (as per ANSI C78.377-2008).
- Every Halo LED Module is quality tested and performance measured on the production line, and then serialized to register lumens, wattage, CRI and CCT
- Halo LED's serialized testing and measurement process further ensures color and lumen consistency to meet stringent Cooper Lighting specifications and exceed ENERGY STAR® SSL standards
- Halo LED Modules and light engines include color designation in the model number
- Example: EL405827



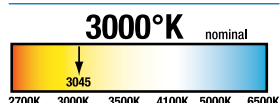
### EL405827

4" LED Light Engine, 2700°K



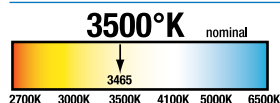
### EL405830

4" LED Light Engine, 3000°K



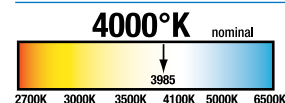
### EL405835

4" LED Light Engine, 3500°K



### EL405840

4" LED Light Engine, 4000°K

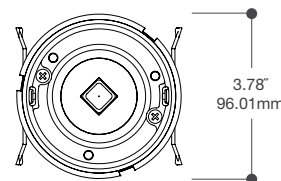
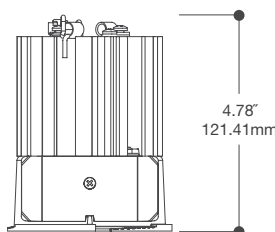


### QUALIFICATION

- 534 - 700 lumens (depending upon color temperature and trim selected)
- Halo LED offers the widest choice of four correlated color temperatures in recessed LED downlighting: 2700°K, 3000°K, 3500°K, 4000°K
- 80 CRI
- Lumen Maintenance 70% lumens / 50,000 hours
- Up to 50 Lumens per Watt
- LED package consisting of an engineered conglomeration of multiple LEDs to create one virtual source, for a productive "cone of light"
- Designed for interchangeable trim choices, with selection from multiple reflector and lens trim options
- H4 LED Light Engines exceed ENERGY STAR® Qualification when used with designated LED trims\*
- Can be used to meet State of California Title 24 and International Energy Conservation Code – IECC High Efficacy requirements when used with designated LED trims\*
- LED emits no ultraviolet and only minimal infrared wavelengths
- ROHS compliant



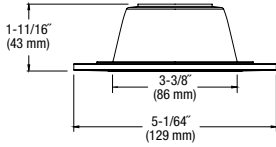
\*Qualified and Compliant with designated LED modules and trims. Refer to specification sheets online for compliance information.  
www.cooperlighting.com



## TL400

### Open Reflector

- Precision formed aluminum reflector
- Die cast trim ring
- Standard trim ring provides clearance for remodeler flange and gasket
- Trim gasket provides AIR-TITE™ seal



Aperture: 3-3/8" [86mm]  
Outside Diameter: 5-1/64" [129mm]  
Trim Height: 1-11/16" [43mm]



**TL400SC**  
Specular Clear Reflector,  
White Trim Ring

**TL400H**  
Haze Reflector, White Trim Ring

**TL400WH**  
White Reflector, White Trim Ring



**TL400SBK**  
Specular Black Reflector,  
White Trim Ring

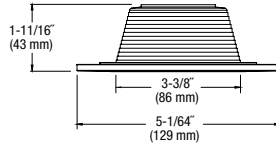
**TL400SN**  
Satin Nickel Reflector,  
Satin Nickel Trim Ring

**TL400TBZ**  
Tuscan Bronze Reflector,  
Tuscan Bronze Trim Ring

## TL401

### Baffle

- Precision formed aluminum baffle
- Die cast trim ring
- Standard trim ring provides clearance for remodeler flange and gasket
- Trim gasket provides AIR-TITE™ seal



Aperture: 3-3/8" [86mm]  
Outside Diameter: 5-1/64" [129mm]  
Trim Height: 1-11/16" [43mm]



**TL401WB**  
White Baffle, White Trim Ring

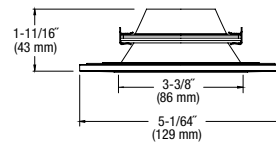
**TL401BB**  
Black Baffle, White Trim Ring

## TL402

### Solite® Regressed Lens Reflector



- Precision formed aluminum reflector
- Die cast trim ring
- Standard trim ring provides clearance for remodeler flange and gasket
- Trim gasket provides AIR-TITE™ seal
- Solite® lensed trims offer high-clarity glass lenses for high-lumen transmission and diffusion of source brightness
- Solite® lensed models are Wet location / shower listed
- \* Solite® lensed white reflector model offers ANTIMICROBIAL paint finish - standard



Aperture: 3-3/8" [86mm]  
Outside Diameter: 5-1/64" [129mm]  
Trim Height: 1-11/16" [43mm]



**TL402SCS**  
Specular Clear Reflector with  
Solite® Lens, White Trim Ring

**TL402SBKS**  
Specular Black Reflector with  
Solite® Lens, White Trim Ring

**TL402HS**  
Haze Reflector with Solite® Lens,  
White Trim Ring



**TL402WHS\***  
White Reflector with Solite® Lens,  
White Trim Ring,  
Antimicrobial finish

**TL402SNS**  
Satin Nickel Reflector with Solite®  
Lens, Satin Nickel Trim Ring

**TL402TBZS**  
Tuscan Bronze Reflector with Solite®  
Lens, Tuscan Bronze Trim Ring

# TL403

## Solite® Regressed Lens Baffle

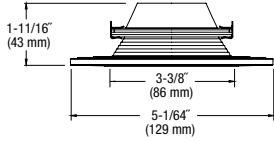


- Precision formed aluminum baffle
- Die cast trim ring
- Standard trim ring provides clearance for remodeler flange and gasket
- Trim gasket provides AIR-TITE™ seal
- Solite® lensed trims offer high-clarity glass lenses for high-lumen transmission and diffusion of source brightness
- Solite® lensed models are Wet location / shower listed
- \* Solite® lensed white baffle model offers ANTIMICROBIAL paint finish - standard



**TL403WBS\***  
White Baffle with Solite® Lens,  
White Trim Ring,  
Antimicrobial finish

**TL403BBS**  
Black Baffle with Solite® Lens,  
White Trim Ring



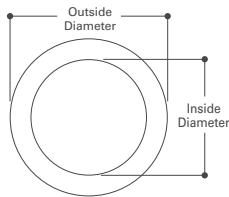
Aperture: 3-3/8" [86mm]  
Outside Diameter: 5-1/64" [129mm]  
Trim Height: 1-11/16" [43mm]

# TRM400

## Designer Trim Rings



- Optional accessory
- Replaces standard ring included with each trim
- Die cast trim ring
- Thin Profile provides subtle ceiling appearance (0.120" at OD and 0.180" at ID)



Inside Diameter: 3-3/8" [86mm]  
Outside Diameter: 5-1/8" [130mm]



**TRM400PC**  
Polished Chrome

**TRM400BK**  
Black

**TRM400WH**  
White



**TRM400SN**  
Satin Nickel

**TRM400TBZ**  
Tuscan Bronze



# H99TAT

## 4" Aperture, Shallow Ceiling, Non-IC/AT Incandescent

The H99TAT is a small aperture Non-IC AIR-TITE™ housing for providing accent and task lighting. The H99T is designed for use in non-insulated ceiling or for insulated ceilings but insulation MUST be kept 3" from all sides of the housing.

Non-IC Housing is AIR-TITE™ but insulation must be kept 3 inches away from all sides of housing.



## FEATURES

### HOUSING

Formed of CRS with white powder coat finish.

### PLASTER FRAME

Galvanized steel construction. The housing can be removed from plaster frame to provide access to the junction box.

Plaster frame features include:

- Patented regressed locking screw positioned for securing hanger bars from below the ceiling.
- Cutouts for easily crimping hanger bars in position.
- HALO name embossed on plaster frame.

### SLIDE-N-SIDE™ JUNCTION BOX

- Positioned to accommodate straight conduit runs
- Four 1/2" trade size conduit knockouts with true pry-out slots
- Slide-N-Side™ wire traps allow non metallic sheathed cable to be installed without tools and without removing knockouts.
- Accepts a wide range of non-metallic (type NM) sheathed cables - the standard cable types used in lighting in both U.S. and Canada.
  - Allows wiring connections to be made outside the junction box
  - Simply insert the cable directly into the trap after connections are made.
  - Accommodates the following standard non-metallic sheathed cable sizes:
    - (US) #14/2, #14/3, #12/2, #12/3
    - (Canada) #14/2, #14/3, #12/2

### "QUICK CONNECT" CONNECTORS

Three quick connect wiring connectors included.

### Got NAIL!™ Pass-N-Thru™ BAR HANGERS

- Pre-installed nail easily installs in regular lumber, engineered lumber and laminated beams.
- Safety and guidance system prevents snagging, ensures smooth straight nail penetration and allows bar hangers to be easily removed if necessary.
- Automatic levelling flange aligns the housing and lets you hold the housing in place with one hand while driving nails.
- Housing can be positioned at any point within 24" joist span.
- Pass-N-Thru™ feature allows bar hangers to be shortened without removing from plaster frame.
- Score lines allow "toolless" shortening for 12" joists.
- Bar hangers may be repositioned 90°.
- Integral T-bar clip snaps onto T-bars - no additional clips required.

### SOCKET

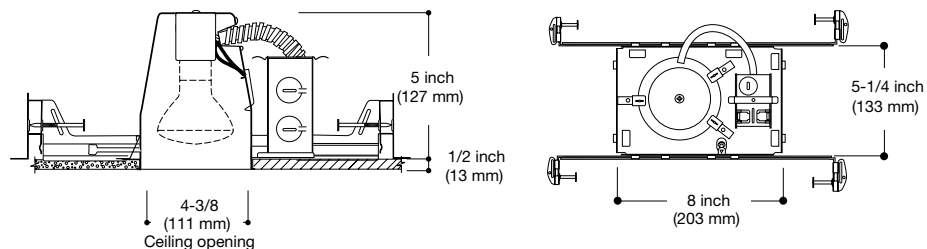
Fixed position porcelain socket with nickel plated brass screw shell provides consistent lamp positioning.

### THERMAL PROTECTOR

Self resetting thermal protector deactivates fixture if overheating occurs due to improper lamping or misapplied insulation.

### LABELS

- UL/cUL Listed 1598 Luminaire
- UL/cUL Damp Location Listed
- UL/cUL Listed for Wet Location, covered ceiling - with select trims
- UL/cUL Listed for Feed Through
- Certified Under ASTM-E283 for air tight construction
- IP rated (Improper Lamp)





## H99RTAT

### 4" Aperture, Shallow Ceiling, Remodel, Non-IC/AT Incandescent

The H99RTAT is a small aperture Non-IC AIR-TITE™ housing for providing accent and task lighting. The H99RTAT is designed for use in non-insulated existing ceilings. Non-IC Housing is AIR-TITE™ but insulation must be kept 3 inches away from all sides of housing. For installation from below the ceiling.



## FEATURES

### HOUSING

Formed of CRS with white powder coat finish.

### REMODEL CLIPS

- Four remodel clips secure housing and accommodates 1/2" and 5/8" ceiling materials.

### JUNCTION BOX

- Seven 1/2" trade size conduit knockouts with true pry-out slots.
- Four pryouts with integral strain relief for non-metallic sheathed cable.

### "QUICK CONNECT" CONNECTORS

Three quick connect wiring connectors included.

### SOCKET

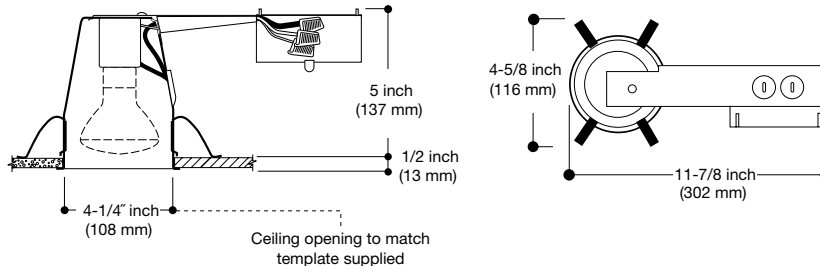
Fixed position porcelain socket with nickel plated brass screw shell provides consistent lamp positioning.

### THERMAL PROTECTOR

Self resetting thermal protector deactivates fixture if overheating occurs due to improper lamping or misapplied insulation.

### LABELS

- UL/cUL Listed 1598 Luminaire
- UL/cUL Damp Location Listed
- UL/cUL Listed for Wet Location, covered ceiling - with select trims
- Certified Under ASTM-E283 for air tight construction
- IP rated (Improper Lamp)



# H99ICAT

## 4" Aperture, Shallow Ceiling, ICAT Incandescent

The H99ICAT is a small aperture IC AIR-TITE™ housing for accent and task lighting. It is designed for use in insulated ceilings where it will be in direct contact with insulation. It is an AIR-TITE™ housing designed to prevent air flow between living spaces and unconditioned areas.



### FEATURES

#### HOUSING

- Outer Housing: Aluminum construction helps dissipate heat.
- Inner Housing: Double wall aluminum construction helps dissipate heat. The inner housing can be adjusted in the plaster frame to compensate for different ceiling materials.
- Designed for insulated ceilings in direct contact with insulation. (May also be installed in non-insulated ceilings.)

#### PLASTER FRAME

- Galvanized steel die-formed construction.
- The inner housing can be removed from plaster frame to provide access to the junction box.
- Plaster frame features include:
  - Patented regressed locking screw positioned for securing hanger bars from below the ceiling.
  - Cutouts for easily crimping hanger bars in position.
  - AIR-TITE aperture gasket is pre-installed.
  - HALO identity embossed on plaster frame.

#### SLIDE-N-SIDE™ JUNCTION BOX

- Positioned to accommodate straight conduit runs
- Seven 1/2" trade size conduit knockouts with true pry-out slots
- Slide-N-Side™ wire traps allow non metallic sheathed cable to be installed without tools and without removing knockouts.
- Accepts a wide range of non-metallic (type NM) sheathed cables - the standard cable types used in lighting in both U.S. and Canada.
  - Allows wiring connections to be made outside the junction box
  - Simply insert the cable directly into the trap after connections are made.
  - Accommodates the following standard non-metallic sheathed cable sizes:  
(US) #14/2, #14/3, #12/2, #12/3  
(Canada) #14/2, #14/3, #12/2

#### "QUICK CONNECT" CONNECTORS

Three quick connect wiring connectors included.

#### Got NAIL!™ Pass-N-Thru™ BAR HANGERS

- Pre-installed nail easily installs in regular lumber, engineered lumber and laminated beams.
- Safety and guidance system prevents snagging, ensures smooth straight nail penetration and allows bar hangers to be easily removed if necessary.
- Automatic levelling flange aligns the housing and lets you hold the housing in place with one hand while driving nails.
- Housing can be positioned at any point within 24" joist span.
- Pass-N-Thru™ feature allows bar hangers to be shortened without removing from plaster frame.
- Score lines allow "toolless" shortening for 12" joists.
- Integral T-bar clip snaps onto T-bars - no additional clips required.

#### SOCKET

Fixed position porcelain socket with nickel plated brass screw shell provides consistent lamp positioning and ease of installation.

#### THERMAL PROTECTOR

Self resetting thermal protector deactivates fixture if overheating occurs due to improper lamping or misapplied insulation.

#### LABELS

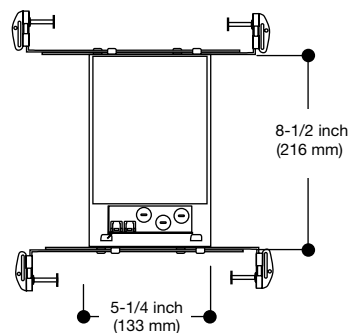
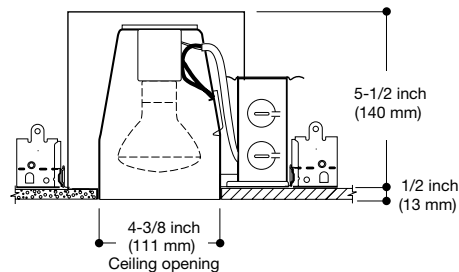
- UL/cUL Listed 1598 Luminaire
- UL/cUL Damp Location Listed
- UL/cUL Listed for Wet Location, covered ceiling - with select trims
- UL/cUL Listed for Feed Through
- UL/cUL listed for Direct Contact with insulation and combustible material

#### QUALIFICATION

##### IC and AIR-TITE™

Certified under ASTM-E283 and listed UL/cUL 1598. May be used to meet insulated ceiling and restricted air-flow requirements such as:

- Washington State Energy Code
- International Energy Conservation Code (IECC)
- New York State Energy Conservation Construction Code (NY-ECCC)
- State of California Title 24 "Recessed Luminaires in Insulated Ceilings."



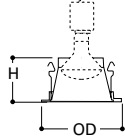
999

Reflector

- Die cast trim ring with metal reflector
- For general lighting

H99TAT	40W R16, 50W R20, 50W PAR20
H99RTAT	
H99ICAT	

Height: 2-5/8" [67mm]  
Outside Diameter: 5-1/16" [129mm]



**999MB**  
White Trim with Specular Black Reflector

**999RG**  
White Trim with Residential Gold Reflector

**999P**  
White Trim with Specular Clear Reflector



**999W**  
White Trim with White Reflector

**999H**  
White Trim with Haze Reflector

**999SN**  
Satin Nickel Trim with Satin Nickel Reflector



**999AC**  
Antique Copper Trim with Antique Copper Reflector

**999TBZ**  
Tuscan Bronze Trim with Tuscan Bronze Reflector

993

Coilex® Baffle

- Die cast trim ring with Coilex® precision baffle
- For general lighting

H99TAT	40W R16, 50W R20, 50W PAR20
H99RTAT	
H99ICAT	30W R20, 35W PAR20
	50W PAR20, 50W R20 with H1999 Socket Extender

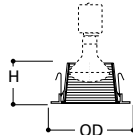
Accessory

H1999

Socket Extender



Height: 2-15/32" [63mm]  
Outside Diameter: 5-1/16" [129mm]



**993PB**  
Polished Brass Trim with Black Baffle

**993W**  
White Trim with White Baffle

**993P**  
White Trim with Black Baffle



**993SN**  
Satin Nickel Trim with Black Baffle

**993AC**  
Antique Copper Trim with Black Baffle

**993TBZ**  
Tuscan Bronze Trim with Black Baffle

953

Metal Baffle

- Die cast trim ring with metal baffle
- For general illumination

H99TAT	40W R16, 50W R20, 50W PAR20
H99RTAT	
H99ICAT	30W R20, 35W PAR20
	50W PAR20 with H1999 Socket Extender

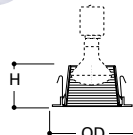
Accessory

H1999

Socket Extender




Height: 2-15/32" [63mm]  
Outside Diameter: 5-1/16" [129mm]



**953W**  
White Trim with White Baffle

**953P**  
White Trim with Black Baffle

**953SN**  
Satin Nickel Trim with Satin Nickel Baffle



**953AC**  
Antique Copper Trim with Antique Copper Baffle

**953TBZ**  
Tuscan Bronze Trim with Tuscan Bronze Baffle



## 996

### Adjustable Eyeball - 15° Tilt

- Adjustable Eyeball for use with PAR20 Lamps
- 15° tilt, 360° rotation
- Die cast trim ring

H99TAT	50W PAR20
H991CAT	



**996P**  
White Trim with White Eyeball

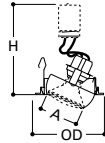
**996SN**  
Satin Nickel Trim with  
Satin Nickel Eyeball

**996AC**  
Antique Copper Trim with  
Antique Copper Eyeball



**996TBZ**  
Tuscan Bronze Trim with  
Tuscan Bronze Eyeball

Height: 3-15/32" [88mm]  
Aperture: 3-11/16" [94mm]  
Outside Diameter: 5-1/16" [129mm]



## 998

### Adjustable Eyeball - 30° Tilt

- Adjustable Eyeball for PAR16 and R16 lamps
- Die cast trim ring
- 30° tilt, 360° rotation

H99TAT	40W R16, 60W PAR16
H99RTAT	
H991CAT	40W R16



**998PB**  
Polished Brass Trim with  
Polished Brass Eyeball

**998P**  
White Trim with White Eyeball

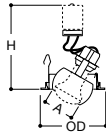
**998SN**  
Satin Nickel Trim with  
Satin Nickel Eyeball



**998AC**  
Antique Copper Trim with  
Antique Copper Eyeball

**998TBZ**  
Tuscan Bronze Trim with  
Tuscan Bronze Eyeball

Height: 3-1/4" [83mm]  
Aperture: 2-3/16" [56mm]  
Outside Diameter: 5-1/16" [129mm]

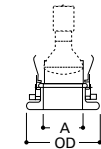


## 945

### Metropolitan Ice Lite

- Frosted Glass Trim in Natural or Blue
- For general lighting

H99TAT	50W PAR20, 50W R20
H99RTAT	
H991CAT	30W R20



Height: 2-1/8" [54mm]  
Outside Diameter: 5-5/16" [135mm]



**945BLUE**  
Frosted Blue Glass

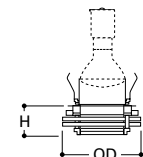
**945**  
Frosted Glass

## 946

### Metropolitan Deco

- Polished metallic accents with Translucent Rings
- For general lighting

H99TAT	50W PAR20, 50W R20
H99RTAT	
H991CAT	30W R20



Height: 1-5/8" [41mm]  
Outside Diameter: 5-5/8" [143mm]



**946BC**  
Black Chrome Accent with  
Translucent Ring

**946PB**  
Polished Brass Accent with  
Translucent Rings

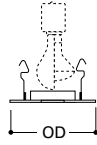
990

Pinhole Trim

- Die Cast Trim
- Pinhole Trim for Accent Lighting

H99TAT	40W A19, 40W R16, 50W PAR20, 50W R20
H99RTAT	

Height: 1-3/4" [44mm]  
Outside Diameter: 5-1/16" [129mm]



**990P**  
White Pinhole Trim

**990SN**  
Satin Nickel Pinhole Trim

**990AC**  
Antique Copper Pinhole Trim



**990TBZ**  
Tuscan Bronze Pinhole Trim

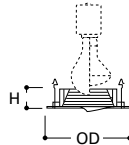
992

Wall Wash with Baffle

- Eyelid Wall Wash
- Die cast trim ring
- Coilex® Baffle
- 360° rotation in housing allows trim to be aimed at wall

H99TAT	40W R16, 40W A19, 50W R20
H99RTAT	40W R16, 40W A19, 50W R20, 50W PAR20

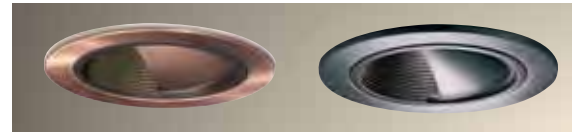
Height: 1-1/4" [32mm]  
Outside Diameter: 5-1/16" [129mm]



**992W**  
White Trim and Eyelid, White Baffle

**992P**  
White Trim and Eyelid, Black Baffle

**992SN**  
Satin Nickel Trim and Eyelid, Satin Nickel Baffle



**992AC**  
Antique Copper Trim and Eyelid, Antique Copper Baffle

**992TBZ**  
Tuscan Bronze Trim and Eyelid, Tuscan Bronze Baffle

951

Shower Light



- Wet location Listed for use as shower light
- Non-conductive, non-corrosive polymer trim
- Prismatic glass lens
- Full reflector for even light distribution

H99TAT	40W A19, 50W PAR20, 50W R20
H99RTAT	
H99ICAT	30W R20, 35W PAR20
	50W PAR20 with H1999 Socket Extender

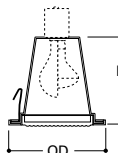
Accessory

H1999

Socket Extender



Height: 4-15/32" [114mm]  
Outside Diameter: 5-1/16" [129mm]



**951PS**  
White Trim with Full Reflector and Glass Lens

**951SNS**  
Satin Nickel Trim with Full Reflector and Glass Lens

**951ACS**  
Antique Copper Trim with Full Reflector and Glass Lens



**951TBZS**  
Tuscan Bronze Trim with Full Reflector and Glass Lens

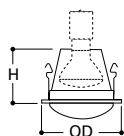
# 952

## Frosted Dome Lens Shower Light



- Frosted glass dome shower light
- Wet location listed
- Non conductive, non corrosive polymer trim ring

H99TAT	40W A19, 50W PAR20, 50W R20
H99RTAT	
H99ICAT	30W R20, 35W PAR20
	50W PAR20 with H1999 Socket Extender



Height: 2-19/32" [66mm]  
Outside Diameter: 5-1/16" [129mm]



**952PS**  
White Trim Ring, Dome Lens  
Shower Light

### Accessory

#### H1999

Socket Extender



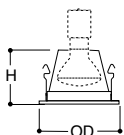
# 955

## Shower Light



- Prismatic glass lens
- Wet location listed shower light
- Non-conductive, non-corrosive polymer trim ring

H99TAT	40W A19, 50W PAR20, 50W R20
H99RTAT	
H99ICAT	30W R20, 35W PAR20



Height: 2-21/32" [67mm]  
Outside Diameter: 5-1/16" [129mm]



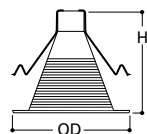
**955PS**  
White Trim Ring, Flat Lens  
Shower Light

# ERT413

## Metal Baffle

- Die cast trim ring with metal baffle
- For general illumination

H99TAT	40W A19, 50W R20 (ERT413WHT only), 50W PAR 20
H99RTAT	
H99ICAT	40W A19, 50W R20 (ERT413WHT only), 45W R20, 50W PAR 20




Height: 4-15/32" [114mm]  
Outside Diameter: 5-1/16" [129mm]



**ERT413WHT**  
High Gloss Appliance White Trim  
Ring with White Baffle

**ERT413**  
High Gloss Appliance White Trim  
Ring with Black Baffle



# H1499ICAT

4" Aperture, New Construction, ICAT  
12V Low Voltage, MR16

An H1499ICAT family housing with an integral low voltage transformer that supplies 12 volts to MR16 lamps. The H1499ICAT is for installations where the housing will be in direct contact with insulation. The H1499ICAT AIR-TITE™ housing also meets restricted air flow requirements.



## FEATURES

### HOUSING

- Double wall aluminum construction for greater heat dissipation.
- Gasketed to prevent airflow from heated or air conditioned spaces.
- Designed for insulated ceilings in direct contact with insulation. (May also be installed in non-insulated ceilings.)

### PLASTER FRAME

Galvanized steel construction. The inner housing can be removed from plaster frame to provide access to the junction box.

Plaster frame features include:

- Patented regressed locking screw positioned for securing hanger bars from below the ceiling.
- Cutouts for easily crimping hanger bars in position.
- HALO name embossed on plaster frame.

### SLIDE-N-SIDE™ JUNCTION BOX

- Positioned to accommodate straight conduit runs
- Seven 1/2" trade size conduit knockouts with true pry-out slots
- Slide-N-Side™ wire traps allow non metallic sheathed cable to be installed without tools and without removing knockouts.
- Accepts a wide range of non-metallic (type NM) sheathed cables - the standard cable types used in lighting in both U.S. and Canada.
  - Allows wiring connections to be made outside the junction box
  - Simply insert the cable directly into the trap after connections are made.
  - Accommodates the following standard non-metallic sheathed cable sizes: (US) #14/2, #14/3, #12/2, #12/3 (Canada) #14/2, #14/3, #12/2

### "QUICK CONNECT" CONNECTORS

Three quick connect wiring connectors included.

### Got NAIL!™ Pass-N-Thru™ BAR HANGERS

- Pre-installed nail easily installs in regular lumber, engineered lumber and laminated beams.
- Safety and guidance system prevents snagging, ensures smooth straight nail penetration and allows bar hangers to be easily removed if necessary.
- Automatic levelling flange aligns the housing and lets you hold the housing in place with one hand while driving nails.
- Housing can be positioned at any point within 24" joist span.
- Pass-N-Thru™ feature allows bar hangers to be shortened without removing from plaster frame.
- Score lines allow "toolless" shortening for 12" joists.
- Bar hangers may be repositioned 90°.
- Integral T-bar clip snaps onto T-bars - no additional clips required.

### SOCKET

GU5.3 socket with reflector plate for bi-pin 12V MR-16 lamps.

### TRANSFORMER

Integral 120V magnetic transformer steps line voltage down to lamp operating voltage.

### THERMAL PROTECTOR

Self resetting thermal protector deactivates fixture if overheating occurs due to improper lamping.

### LABELS

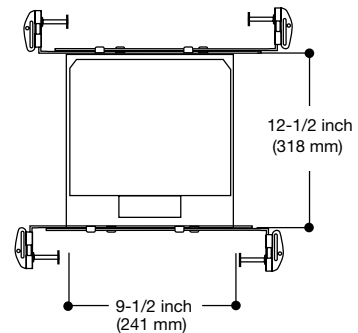
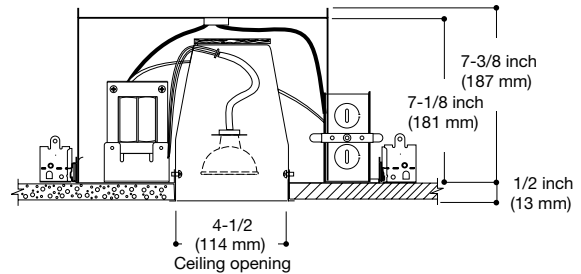
- UL/cUL Listed 1598 Luminaire
- UL/cUL Damp Location Listed
- UL/cUL Listed for Wet Location, covered ceiling - with select trims
- UL/cUL Listed for Feed Through
- UL/cUL listed for Direct Contact with insulation and combustible material

### QUALIFICATION

#### IC and AIR-TITE™

Certified under ASTM-E283 and listed UL/cUL 1598. May be used to meet insulated ceiling and restricted air-flow requirements such as:

- Washington State Energy Code
- International Energy Conservation Code (IECC)
- New York State Energy Conservation Construction Code (NY-ECCC)
- State of California Title 24 "Recessed Luminaires in Insulated Ceilings."



# H1499TAT

4" Aperture, Shallow Ceiling, New Construction, Non-IC/AT  
12V Low Voltage, MR16

The H1499TAT is a small aperture low voltage Non-IC AIR-TITE™ housing for providing accent and task lighting. The H1499TAT is designed for use in non-insulated ceilings. Non-IC Housing is AIR-TITE™ but insulation must be kept 3 inches away from all sides of housing.



## FEATURES

### HOUSING

Formed of CRS with white powder coat finish.

### PLASTER FRAME

Galvanized steel construction. The housing can be removed from plaster frame to provide access to the junction box.

Plaster frame features include:

- Patented regressed locking screw positioned for securing hanger bars from below the ceiling.
- Cutouts for easily crimping hanger bars in position.
- HALO name embossed on plaster frame.

### SLIDE-N-SIDE™ JUNCTION BOX

- Positioned to accommodate straight conduit runs
- Four 1/2" trade size conduit knockouts with true pry-out slots
- Slide-N-Side™ wire traps allow non metallic sheathed cable to be installed without tools and without removing knockouts.
- Accepts a wide range of non-metallic (type NM) sheathed cables - the standard cable types used in lighting in both U.S. and Canada.
  - Allows wiring connections to be made outside the junction box
  - Simply insert the cable directly into the trap after connections are made.
  - Accommodates the following standard non-metallic sheathed cable sizes:
    - (US) #14/2, #14/3, #12/2, #12/3
    - (Canada) #14/2, #14/3, #12/2

### "QUICK CONNECT" CONNECTORS

Three quick connect wiring connectors included.

### Got NAIL!™ Pass-N-Thru™ BAR HANGERS

- Pre-installed nail easily installs in regular lumber, engineered lumber and laminated beams.
- Safety and guidance system prevents snagging, ensures smooth straight nail penetration and allows bar hangers to be easily removed if necessary.
- Automatic levelling flange aligns the housing and lets you hold the housing in place with one hand while driving nails.
- Housing can be positioned at any point within 24" joist span.
- Pass-N-Thru™ feature allows bar hangers to be shortened without removing from plaster frame.
- Score lines allow "toolless" shortening for 12" joists.
- Bar hangers may be repositioned 90°.
- Integral T-bar clip snaps onto T-bars - no additional clips required.

### SOCKET

GU5.3 socket with reflector plate for bi-pin 12V MR-16 lamps.

### TRANSFORMER

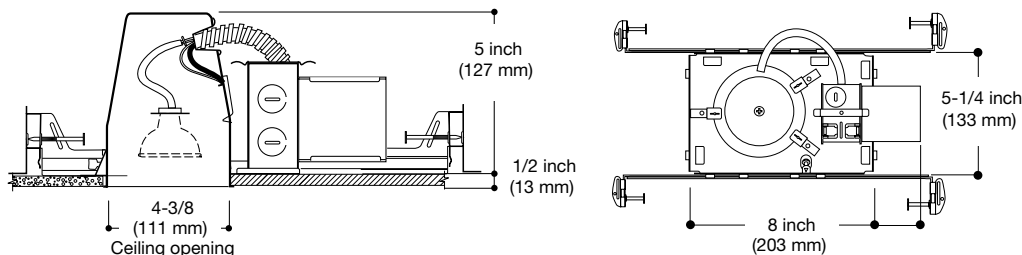
Integral 120V magnetic transformer steps line voltage down to lamp operating voltage. For lamps up to 50W.

### THERMAL PROTECTOR

Self resetting thermal protector deactivates fixture if overheating occurs due to improper lamping or misapplied insulation.

### LABELS

- UL/cUL Listed 1598 Luminaire
- UL/cUL Listed for Damp Location
- UL/cUL Listed for Wet Location, covered ceiling - with select trims
- UL/cUL listed for Feed Through
- Certified Under ASTM-E283 for air tight construction
- IP rated (Improper Lamp)





# H1499TCP

**4" Aperture, New Construction, Non-IC, Chicago Plenum rated, 120V/277V  
12V Low Voltage, MR16**

H1499TCP is a Non-IC housing designed for non-insulated Chicago Plenum rated ceilings. H1499TCP features an integral low voltage dual-tap 120V/277V transformer that supplies 12 volts to MR16 lamps. H1499TCP is for non-insulated ceilings. If installed in insulated ceilings, insulation must be kept 3 inches away from all sides of housing.



## FEATURES

### HOUSING

Formed of CRS with white powder coat finish.

### PLASTER FRAME

Galvanized steel construction. The housing can be removed from plaster frame to provide access to the junction box.

Plaster frame features include:

- Patented regressed locking screw positioned for securing hanger bars from below the ceiling.
- Cutouts for easily crimping hanger bars in position.
- HALO name embossed on plaster frame.

### JUNCTION BOX

- Positioned to accommodate straight conduit runs
- Six 1/2" trade size conduit knockouts
- Gasketed junction box per Chicago Plenum standards

### Got NAIL!™ Pass-N-Thru™ BAR HANGERS

- Pre-installed nail easily installs in regular lumber, engineered lumber and laminated beams.
- Safety and guidance system prevents snagging, ensures smooth straight nail penetration and allows bar hangers to be easily removed if necessary.
- Automatic levelling flange aligns the housing and lets you hold the housing in place with one hand while driving nails.
- Housing can be positioned at any point within 24" joist span.
- Pass-N-Thru™ feature allows bar hangers to be shortened without removing from plaster frame.
- Score lines allow "toolless" shortening for 12" joists.
- Bar hangers may be repositioned 90°.
- Integral T-bar clip snaps onto T-bars - no additional clips required.

### SOCKET

GU5.3 socket with reflector plate for bi-pin 12V MR-16 lamps.

### TRANSFORMER

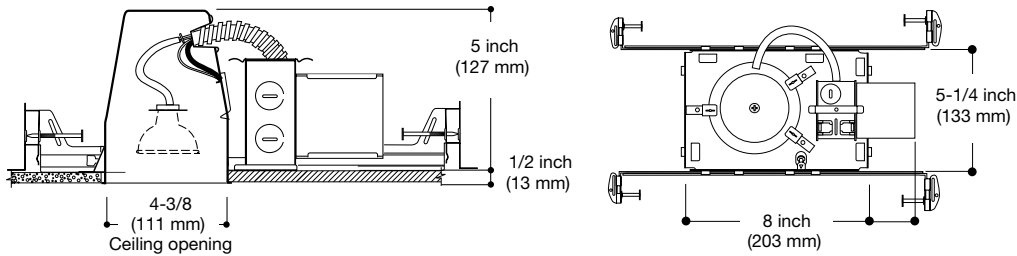
Integral 120V/277V dual-tap magnetic transformer steps line voltage down to lamp operating voltage.

### THERMAL PROTECTOR

Self resetting thermal protector deactivates fixture if overheating occurs due to improper lamping.

### LABELS

- UL/cUL Damp Location Listed
- UL/cUL Listed for Wet Location, covered ceiling - with select trims
- UL/cUL Listed for Feed Through
- Meets Chicago Plenum requirements



# H1499RTAT

4" Aperture, Shallow Ceiling, Remodel, Non-IC/AT  
12V Low Voltage, MR16

The H1499RTAT is a small aperture Non-IC AIR-TITE™ remodel housing for providing accent and task lighting. The H1499RTAT is designed for use in non-insulated existing ceilings. Non-IC Housing is AIR-TITE™ but insulation must be kept 3 inches away from all sides of housing. For installation from below the ceiling.



## FEATURES

### HOUSING

Formed as CRS with white powder coat finish.

### REMODEL CLIPS

- Four remodel clips secure housing and accommodates 1/2" and 5/8" ceiling materials.

### JUNCTION BOX

- Seven 1/2" trade size conduit knockouts with true pry-out slots.
- Four pryouts with integral strain relief for non-metallic sheathed cable.

### "QUICK CONNECT" CONNECTORS

Three quick connect wiring connectors included.

### SOCKET

GU 5.3 socket with reflector for bi-pin 12V MR16 lamps.

### TRANSFORMER

Integral 120V magnetic transformer steps line voltage down to lamp operating voltage.

### SUPPORT SPRING

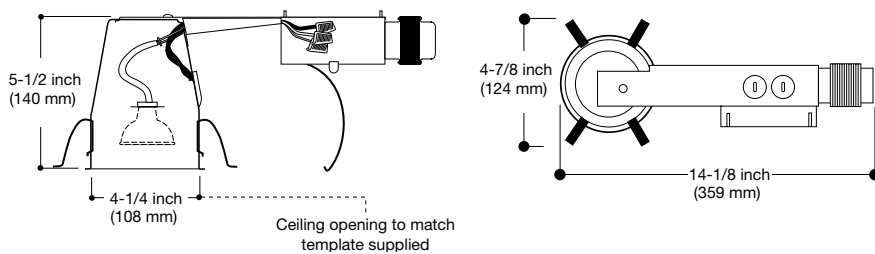
Support spring helps support weight of junction box and transformer. Automatically adjusts for different ceiling materials.

### THERMAL PROTECTOR

Self resetting thermal protector deactivates fixture if overheating occurs due to improper lamping or misapplied insulation.

### LABELS

- UL/cUL Listed 1598 Luminaire
- UL/cUL Damp Location Listed
- UL/cUL Listed for Wet Location, covered ceiling - with select trims
- Certified Under ASTM-E283 for air tight construction





# H1499T75

**4" Aperture, Shallow Ceiling, New Construction, Non-IC, 120V/277V  
12V Low Voltage, MR16**

The H1499T75 is a small aperture low voltage housing for providing accent and task lighting with up to 75W 12V MR16 lamps. The H1499T75 is designed for use in non-insulated ceilings. The H1499T75 features a dual-tap transformer for 120V or 277V input. H1499T75 is for non-insulated ceilings. If installed in insulated ceilings, insulation must be kept 3 inches away from all sides of housing.



## FEATURES

### HOUSING

Formed of CRS with white powder coat finish.

### PLASTER FRAME

Galvanized steel construction. The housing can be removed from plaster frame to provide access to the junction box.

Plaster frame features include:

- Patented regressed locking screw positioned for securing hanger bars from below the ceiling.
- Cutouts for easily crimping hanger bars in position.
- HALO name embossed on plaster frame.

### JUNCTION BOX

- Seven 1/2" trade size conduit knockouts with true pry-out slots and four NM cable pry-out slots with integral strain relief.

### "QUICK CONNECT" CONNECTORS

Three quick connect wiring connectors included.

### Got NAIL!™ Pass-N-Thru™ BAR HANGERS

- Pre-installed nail easily installs in regular lumber, engineered lumber and laminated beams.
- Safety and guidance system prevents snagging, ensures smooth straight nail penetration and allows bar hangers to be easily removed if necessary.
- Automatic levelling flange aligns the housing and lets you hold the housing in place with one hand while driving nails.
- Housing can be positioned at any point within 24" joist span.
- Pass-N-Thru™ feature allows bar hangers to be shortened without removing from plaster frame.
- Score lines allow "toolless" shortening for 12" joists.
- Bar hangers may be repositioned 90°.
- Integral T-bar clip snaps onto T-bars - no additional clips required.

### TRANSFORMER

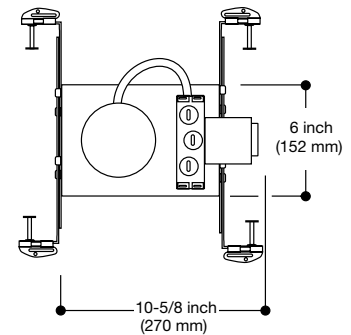
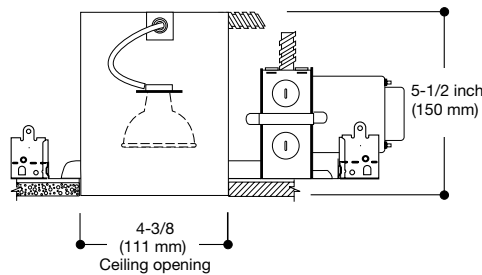
Integral 120V / 277V dual tap magnetic transformer steps line voltage down to lamp operating voltage.

### THERMAL PROTECTOR

Self resetting thermal protector deactivates fixture if overheating occurs due to improper lamping or misapplied insulation.

### LABELS

- UL/cUL Listed 1598 Luminaire
- UL/cUL Listed for Damp Location
- UL/cUL Listed for Wet Location, covered ceiling - with select trims
- UL/cUL listed for Feed Through
- IP Rated (Improper Lamp)



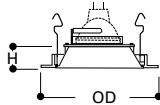


# 1421

- Die cast trim ring with reflector cone
- Provides General Illumination
- 35° Tilt

H1499TAT	50W 12V MR16
H1499RTAT	
H1499ICAT	
H1499T75	75W 12V MR16

Height: 1-5/16" [33mm]  
Outside Diameter: 5-1/16" [129mm]



## Reflector - 35° Tilt



**1421MB**  
White Trim, Black Specular Reflector

**1421W**  
White Trim, White Reflector

**1421H**  
White Trim, Haze Reflector



**1421C**  
White Trim, Clear Specular Reflector

**1421RG**  
White Trim, Residential Gold Reflector

**1421CG**  
White Trim, Champagne Gold Reflector



**1421SN**  
Satin Nickel Trim, Satin Nickel Reflector

**1421AC**  
Antique Copper Trim, Antique Copper Reflector

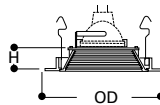
**1421TBZ**  
Tuscan Bronze Trim, Tuscan Bronze Reflector

# 1493

- Die cast trim ring
- Coilex® Baffle
- For general lighting
- 35° Tilt

H1499TAT	50W 12V MR16
H1499RTAT	
H1499ICAT	
H1499T75	75W 12V MR16

Height: 1-9/32" [33mm]  
Outside Diameter: 5-1/16" [129mm]




## Coilex® Baffle - 35° Tilt



**1493W**  
White with White Baffle

**1493P**  
White with Black Baffle

**1493PB**  
Polished Brass Trim with Black Baffle



**1493BC**  
Black Chrome Trim with Black Baffle

**1493SN**  
Satin Nickel Trim with Black Baffle

**1493AC**  
Antique Copper Trim with Black Baffle



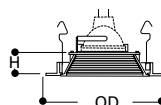
**1493TBZ**  
Tuscan Bronze Trim with Black Baffle

# 1453

- Die cast trim ring with matching finish metal
- For general lighting
- 35° Tilt

H1499TAT	50W 12V MR16
H1499RTAT	
H1499ICAT	
H1499T75	75W 12V MR16

Height: 1-3/16" [30mm]  
Outside Diameter: 5-1/16" [129mm]



## Metal Baffle - 35° Tilt



**1453SN**  
Satin Nickel Trim with Satin Nickel Baffle

**1453AC**  
Antique Copper Trim with Antique Copper Baffle

**1453TBZ**  
Tuscan Bronze Trim with Tuscan Bronze Baffle

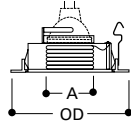
# 1419

## Pinhole Baffle

- 1-7/8" Pinhole opening
- Die cast trim ring with metal baffle
- For concentrated accent lighting

H1499TAT	50W 12V MR16
H1499RTAT	
H1499ICAT	
H1499T75	75W 12V MR16

Height: 1-5/16" [33mm]  
Aperture: 1-13/16" [46mm]  
Outside Diameter: 5-1/16" [129mm]



**1419W**  
White Trim with White Baffle

**1419P**  
White Trim with Black Baffle

**1419SN**  
Satin Nickel Trim with Black Baffle



**1419AC**  
Antique Copper Trim with Black Baffle

**1419TBZ**  
Tuscan Bronze Trim with Black Baffle

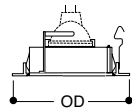
# 1420

## Adjustable Slot Aperture - 35° Tilt

- Die cast trim ring with slot aperture
- For directional accent lighting
- 35° tilt, 360° rotation

H1499TAT	50W 12V MR16
H1499RTAT	
H1499ICAT	
H1499T75	75W 12V MR16

Height: 1-1/4" [32mm]  
Aperture: 2-1/8" x 1-3/8" [53mm x 35mm]  
Outside Diameter: 5-1/16" [129mm]



**1420P**  
White Trim

**1420SN**  
Satin Nickel Trim

**1420AC**  
Antique Copper Trim



**1420TBZ**  
Tuscan Bronze Trim

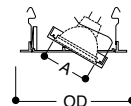
# 1495

## Adjustable Gimbal - 30° Tilt

- Die cast trim ring and gimbal
- For directional accent lighting
- 30° tilt, 360° rotation

H1499TAT	50W 12V MR16
H1499RTAT	
H1499ICAT	
H1499T75	75W 12V MR16

Height: 1-3/16" [30mm]  
Aperture: 1-3/4" [44mm]  
Outside Diameter: 5-1/16" [129mm]



**1495**  
White Trim and White Gimbal

**1495SN**  
Satin Nickel Trim with Satin Nickel Gimbal

**1495AC**  
Antique Copper Trim with Antique Copper Gimbal



**1495TBZ**  
Tuscan Bronze Trim with Tuscan Bronze Gimbal

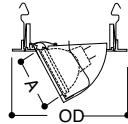
# 1496

## Retractable Elbow - 60° Tilt

- Die cast trim ring with matching finish retractable elbow
- For directional accent lighting
- 60° tilt, 360° rotation

H1499TAT	50W 12V MR16
H1499RTAT	
H1499ICAT	
H1499T75	75W 12V MR16

Height: 1-5/32" [29mm]  
 Aperture: 1-3/4" [44mm]  
 Outside Diameter: 5-1/16" [129mm]



**1496P**  
White Trim with White Elbow

**1496SN**  
Satin Nickel Trim with Satin Nickel Elbow

**1496AC**  
Antique Copper Trim with Antique Copper Elbow



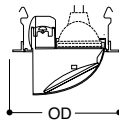
**1496TBZ**  
Tuscan Bronze Trim with Tuscan Bronze Elbow

# 1497

## Adjustable Mirror Trim - 90° Tilt

- Die cast trim ring with 90° adjustable scoop
- For directional accent lighting—ideal for wall wash applications
- 90° tilt, 360° rotation

H1499TAT	50W 12V MR16
H1499RTAT	
H1499ICAT	
H1499T75	75W 12V MR16



Outside Diameter: 5-1/16" [129mm]



**1497**  
White Trim with White Scoop

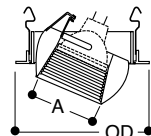
# 1498

## Adjustable Eyeball with Baffle - 30° Tilt

- Die cast trim ring with matching finish eyeball
- For directional accent lighting
- 30° tilt, 360° rotation

H1499TAT	50W 12V MR16
H1499RTAT	
H1499ICAT	
H1499T75	75W 12V MR16

Height: 2-5/8" [67mm]  
 Aperture: 2" [51mm]  
 Outside Diameter: 5-1/16" [129mm]



**1498W**  
White Trim and Eyeball with White Baffle

**1498P**  
White Trim and Eyeball with Black Baffle

**1498PB**  
Polished Brass Trim and Eyeball with Black Baffle



**1498BC**  
Black Chrome Trim and Eyeball with Black Baffle

**1498SN**  
Satin Nickel Trim and Eyeball with Black Baffle

**1498AC**  
Antique Copper Trim and Eyeball with Black Baffle



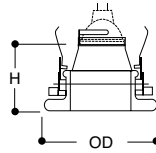
**1498TBZ**  
Tuscan Bronze Trim and Eyeball with Black Baffle

## 1945


### Metropolitan Ice Lite

- Frosted glass trim in clear or blue
- For general illumination

H1499TAT	50W 12V MR16
H1499RTAT	
H1499ICAT	42W 12V MR16



Height: 3-1/8" [79mm]  
Outside Diameter: 5-5/16" [135mm]



**1945BLUE**  
Frosted Blue Glass

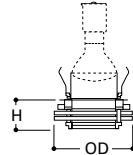
**1945**  
Clear Frosted Glass

## 1946

### Metropolitan Deco

- Polished metallic accents with green tint translucent rings
- For general illumination

H1499TAT	50W 12V MR16
H1499RTAT	
H1499ICAT	42W 12V MR16



Height: 1-5/8" [41mm]  
Outside Diameter: 5-5/8" [143mm]



**1946BC**  
Black Chrome Accent with Translucent Rings

**1946PB**  
Polished Brass Accent with Translucent Rings

## 1951

### Regressed Lensed Shower Light



- Wet location listed for use in showers
- Non-conductive, non-corrosive polymer trim
- Clear specular splay reflector
- 15° tilt, 360° rotation

H1499TAT	50W 12V MR16
H1499ICAT	
H1499RTAT	35W 12V MR16

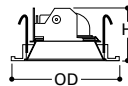


**1951PS**  
White Trim with Clear Specular Splay Reflector

**1951SNS**  
Satin Nickel Trim with Clear Specular Splay Reflector

**1951ACS**  
Antique Copper Trim with Clear Specular Splay Reflector

Height: 2-1/2" [63mm]  
Outside Diameter: 5-1/16" [129mm]



**1951TBZS**  
Tuscan Bronze Trim with Clear Specular Splay Reflector

# H470ICAT / H471ICAT

## 4" Aperture, New Construction, ICAT Compact Fluorescent, 13W (H470ICAT) and 18W (H471ICAT)

The H470ICAT and H471ICAT are designed for insulated ceilings and can be in direct contact with ceiling insulation. This AIR-TITE™ housing design prevents airflow between attic and living areas and saves on both heating and air conditioning costs. The 13W H470ICAT and 18W H471ICAT include 120V NPF electronic compact fluorescent ballast. Both housings offer a wide choice of trim types including reflector, baffle, and lensed shower trims.



## FEATURES

### HOUSING

- Single wall aluminum housing.
- Openings are gasketed for AIR-TITE installation.
- Housing adjusts for ceilings up to 1" thick.
- AIR-TITE gasket is pre-installed.
- Designed for insulated ceilings in direct contact with insulation. (May also be installed in non-insulated ceilings.)

### PLASTER FRAME

Includes regressed locking screw for hanger bars and cutouts for crimping hanger bars in position. AIR-TITE gasket is pre-installed on frame.

### SLIDE-N-SIDE™ JUNCTION BOX

- Positioned to accommodate straight conduit runs
- Seven 1/2" trade size conduit knockouts with true pry-out slots
- Slide-N-Side™ wire traps allow non metallic sheathed cable to be installed without tools and without removing knockouts.
- Accepts a wide range of non-metallic (type NM) sheathed cables - the standard cable types used in lighting in both U.S. and Canada.
  - Allows wiring connections to be made outside the junction box
  - Simply insert the cable directly into the trap after connections are made.
  - Accommodates the following standard non-metallic sheathed cable sizes:
    - (US) #14/2, #14/3, #12/2, #12/3
    - (Canada) #14/2, #14/3, #12/2

### Got NAIL!™ Pass-N-Thru™ BAR HANGERS

- Pre-installed nail easily installs in regular lumber, engineered lumber and laminated beams.
- Safety and guidance system prevents snagging, ensures smooth straight nail penetration and allows bar hangers to be easily removed if necessary.
- Automatic levelling flange aligns the housing and lets you hold the housing in place with one hand while driving nails.
- Housing can be positioned at any point within 24" joist span.

- Pass-N-Thru™ feature allows bar hangers to be shortened without removing from plaster frame.
- Score lines allow "toeless" shortening for 12" joists.
- Integral T-bar clip snaps onto T-bars - no additional clips required.

### SOCKET

**H470ICAT** - G24q-1/GX24-1 socket for one 13W TTT - Triple Twin Tube 4 pin lamp.

**H471ICAT** - G24q-2/GX24q-2 socket for one 18W TTT - Triple Twin Tube 4 pin lamp.

### LAMP

Compact Fluorescent lamp (by others).

**H470ICAT** - Generic 13 Watt Lamp Designations:

- TTT-Triple Twin Tube (CFTR)
- CFTR13W/GX24q 2700K
- CFTR13W/GX24q 3000K
- CFTR13W/GX24q 3500K
- CFTR13W/GX24q 4100K

DTT-Double Twin Tube (CFQ) 13W lamps may be used but are not recommended with this fixture due to the longer overall length of 13W DTT lamps.

**H471ICAT** - Generic 18 Watt Lamp Designations:

- TTT-Triple Twin Tube (CFTR)
- CFTR18W/GX24q 2700K
- CFTR18W/GX24q 3000K
- CFTR18W/GX24q 3500K
- CFTR18W/GX24q 4100K

DTT-Double Twin Tube (CFQ) 18W lamps are not recommended with this fixture due to the longer overall length of 18W DTT lamps.

- 12,000 hour rated average life
- 82 CRI rated lamps provide excellent color and high visual comfort.
- Color temperature (warm to cool) options offer 2700K warm or 3000K medium warm incandescent-like light or 3500K medium cool or 4100K cool light.

### ELECTRONIC BALLAST

120 volt, 60Hz NPF electronic ballast. Meets FCC Title 47 CFR Part 18 Consumer Level limits.

### LABELS

- UL/cUL Listed 1598 Luminaire
- UL/cUL Listed for Damp Location
- UL/cUL Listed for Wet Location, covered ceiling - with select trims
- UL/cUL Listed for Direct Contact with Insulation and combustible material
- UL/cUL Listed for FeedThrough

### COMPLIANCE

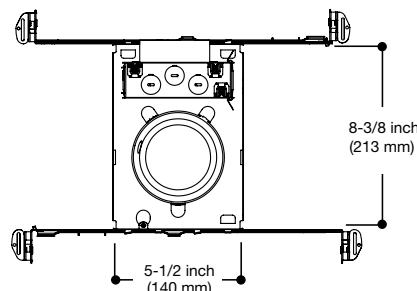
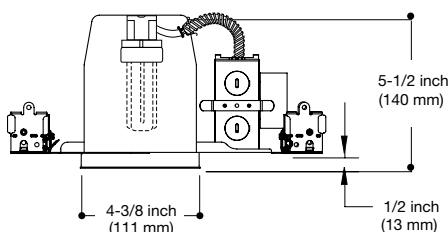
- ENERGY STAR® Qualified
- Can be used for State of California Title 24 - High Efficacy Compliance
- Can be used for International Energy Conservation Code (IECC) - High Efficacy Compliance

### QUALIFICATION

#### IC and AIR-TITE™

Certified under ASTM-E283 and listed UL/cUL 1598. May be used to meet insulated ceiling and restricted air-flow requirements such as:

- Washington State Energy Code
- International Energy Conservation Code (IECC)
- New York State Energy Conservation Construction Code (NY-ECCC)
- State of California Title 24 "Recessed Luminaires in Insulated Ceilings."





# H470RICAT / H471RICAT

**4" Aperture, Remodel, ICAT**  
**Compact Fluorescent, 13W (H470RICAT) and 18W (H471RICAT)**

The H470RICAT and H471RICAT are designed for remodel applications in insulated ceilings and can be in direct contact with ceiling insulation. This AIR-TITE™ housing design prevents airflow between attic and living areas and saves on both heating and air conditioning costs. The 13W H470RICAT and 18W H471RICAT include 120V NPF electronic compact fluorescent ballast. Both housings offer a wide choice of trim types including reflector, baffle, and lensed shower trims.



## FEATURES

### HOUSING

- Single wall aluminum housing.
- Openings are gasketed for AIR-TITE installation.
- AIR-TITE gasket is pre-installed.
- Designed for insulated ceilings in direct contact with insulation. (May also be installed in non-insulated ceilings.)

### SLIDE-N-SIDE™ JUNCTION BOX

- Seven 1/2" trade size conduit knockouts with true pry-out slots
- Slide-N-Side™ wire traps allow non metallic sheathed cable to be installed without tools and without removing knockouts.
- Accepts a wide range of non-metallic (type NM) sheathed cables - the standard cable types used in lighting in both U.S. and Canada.
  - Allows wiring connections to be made outside the junction box
  - Simply insert the cable directly into the trap after connections are made.
  - Accommodates the following standard non-metallic sheathed cable sizes:
    - (US) #14/2, #14/3, #12/2, #12/3
    - (Canada) #14/2, #14/3, #12/2

### REMODEL SPRINGS

Four remodel clips secure housing and accommodate 1/2" and 5/8" ceiling material.

### SOCKET

**H470RICAT** - G24q-1/GX24-1 socket for one 13W TTT -Triple Twin Tube 4 pin lamp.

**H471RICAT** - G24q-2/GX24q-2 socket for one 18WTTT - TripleTwinTube 4 pin lamp.

### LAMP

Compact Fluorescent lamp (by others).

**H470RICAT** - Generic 13 Watt Lamp Designations:

TTT-Triple Twin Tube (CFTR)

- CFTR13W/GX24q 2700K
- CFTR13W/GX24q 3000K
- CFTR13W/GX24q 3500K
- CFTR13W/GX24q 4100K

DTT-Double Twin Tube (CFQ) 13W lamps may be used but are not recommended with this fixture due to the longer overall length of 13W DTT lamps.

**H471RICAT** - Generic 18 Watt Lamp Designations:

TTT-Triple Twin Tube (CFTR)

- CFTR18W/GX24q 2700K
- CFTR18W/GX24q 3000K
- CFTR18W/GX24q 3500K
- CFTR18W/GX24q 4100K

DTT-Double Twin Tube (CFQ) 18W lamps are not recommended with this fixture due to the longer overall length of 18W DTT lamps.

- 12,000 hour rated average life
- 82 CRI rated lamps provide excellent color and high visual comfort.
- Color temperature (warm to cool) options offer 2700K warm or 3000K medium warm incandescent-like light or 3500K medium cool or 4100K cool light.

### ELECTRONIC BALLAST

60 Hz, 120 volt NPF electronic ballast. Meets FCC Title 47 CFR Part 18 Consumer Level limits.

### LABELS

- UL/cUL Listed 1598 Luminaire
- UL/cUL Listed for Damp Location
- UL/cUL Listed for Wet Location, covered ceiling - with select trims
- UL/cUL Listed for Direct Contact with Insulation and combustible material

### COMPLIANCE

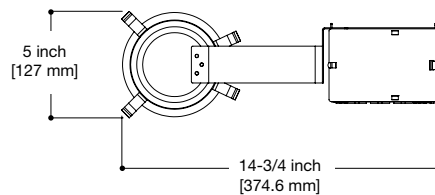
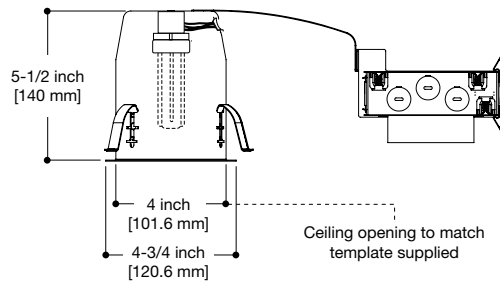
- ENERGY STAR® Qualified
- Can be used for State of California Title 24 - High Efficacy Compliance
- Can be used for International Energy Conservation Code (IECC) - High Efficacy Compliance

### QUALIFICATION

#### IC and AIR-TITE™

Certified under ASTM-E283 and listed UL/cUL 1598. May be used to meet insulated ceiling and restricted air-flow requirements such as:

- Washington State Energy Code
- International Energy Conservation Code (IECC)
- New York State Energy Conservation Construction Code (NY-ECCC)
- State of California Title 24 "Recessed Luminaires in Insulated Ceilings."



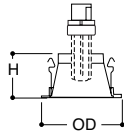
# 999

- Die cast trim ring with metal reflector
- For general lighting

H470ICAT	13W TTT
H470RICAT	
H471ICAT	18W TTT
H471RICAT	

TTT - Triple Twin Tube (CFTR)

Height: 2-5/8" [67mm]  
Outside Diameter: 5-1/16" [129mm]



## Reflector



**999MB**  
White Trim with Specular Black Reflector

**999RG**  
White Trim with Residential Gold Reflector

**999**  
White Trim with Specular Clear Reflector



**999W**  
White Trim with White Reflector

**999H**  
White Trim with Haze Reflector

**999SN**  
Satin Nickel Trim with Satin Nickel Reflector



**999AC**  
Antique Copper Trim with Antique Copper Reflector

**999TBZ**  
Tuscan Bronze Trim with Tuscan Bronze Reflector

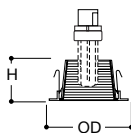
# 993

- Die cast trim ring with Coilex® precision baffle
- For general lighting


H470ICAT	13W TTT
H470RICAT	

TTT - Triple Twin Tube (CFTR)

Height: 2-5/8" [67mm]  
Outside Diameter: 5-1/16" [129mm]



## Coilex® Baffle



**993W**  
White Trim with White Baffle

**993P**  
White Trim with Black Baffle

**993SN**  
Satin Nickel Trim with Black Baffle



**993AC**  
Antique Copper Trim with Black Baffle

**993TBZ**  
Tuscan Bronze Trim with Black Baffle

**993PB**  
Polished Brass Trim with Black Baffle

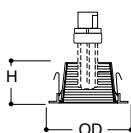
# 953

- Die cast trim ring with metal baffle
- For general illumination

H470ICAT	13W TTT
H470RICAT	
H471ICAT	18W TTT
H471RICAT	

TTT - Triple Twin Tube (CFTR)

Height: 2-17/32" [64mm]  
Outside Diameter: 5-1/16" [129mm]




## Metal Baffle



**953W**  
White Trim with White Baffle

**953P**  
White Trim with Black Baffle

**953SN**  
Satin Nickel Trim with Satin Nickel Baffle



**953AC**  
Antique Copper Trim with Antique Copper Baffle

**953TBZ**  
Tuscan Bronze Trim with Tuscan Bronze Baffle

945


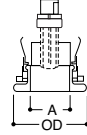
Metropolitan Ice Lite

- Frosted Glass Trim in Natural or Blue
- For general lighting

H470ICAT	13W TTT
H470RICAT	
H471ICAT	18W TTT
H471RICAT	

TTT - Triple Twin Tube (CFTR)

Height: 2-1/8" [54mm]  
Outside Diameter: 5-5/16" [135mm]



945BLUE  
Frosted Blue Glass

945  
Frosted Glass

946


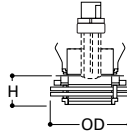
Metropolitan Deco

- Polished metallic accents with Translucent Rings
- For general lighting

H470ICAT	13W TTT
H470RICAT	

TTT - Triple Twin Tube (CFTR)

Height: 1-5/8" [41mm]  
Outside Diameter: 5-5/8" [143mm]



946BC  
Black Chrome Accent with  
Translucent Ring

946PB  
Polished Brass Accent with  
Translucent Rings

952

Frosted Dome Lens Shower Light

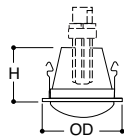


- Frosted glass dome shower light
- Wet location listed
- Non conductive, non corrosive polymer trim ring

H470ICAT	13W TTT
H470RICAT	
H471ICAT	18W TTT
H471RICAT	

TTT - Triple Twin Tube (CFTR)

Height: 2-19/32" [66mm]  
Outside Diameter: 5-1/16" [129mm]



952PS  
White Trim Ring, Dome Lens  
Shower Light

955

Frosted Lens Shower Light

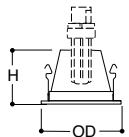


- Prismatic glass lens
- Wet location listed shower light
- Non-conductive, non-corrosive polymer trim ring

H470ICAT	13W TTT
H470RICAT	

TTT - Triple Twin Tube (CFTR)

Height: 2-21/32" [67mm]  
Outside Diameter: 5-1/16" [129mm]



955PS  
White Trim Ring, Flat Lens  
Shower Light





# 5"

Incandescent.....	5-2
Compact Fluorescent.....	5-15



# H5ICAT

## 5" Aperture, New Construction, ICAT Incandescent

The Halo H5 series is designed to accommodate smaller sized PAR20 and PAR30 halogen lamps. The wide variety of trims available allows a number of different lighting effects to be created with one basic housing. The H5ICAT is designed for use in insulated ceiling applications. This is an AIR-TITE™ housing and may be used to meet restricted air flow requirements.



### FEATURES

#### HOUSING

- Gasketed die-stamped aluminum.
- Sealed and gasketed for AIR-TITE™ installation.
- Designed for insulated ceilings in direct contact with insulation. (May also be installed in non-insulated ceilings.)

#### PLASTER FRAME

- Galvanized steel construction.
- The housing can be removed from plaster frame to provide access to the junction box.
- Plaster frame features include:
  - Patented regressed locking screw positioned for securing hanger bars from below the ceiling.
  - Cutouts for easily crimping hanger bars in position.
  - HALO name embossed on plaster frame.
  - Pre-installed AIR-TITE gasket with ceiling contact gasket pre-installed on the plaster frame.

#### SLIDE-N-SIDE™ JUNCTION BOX

- Positioned to accommodate straight conduit runs
- Seven 1/2" trade size conduit knockouts with true pry-out slots
- Slide-N-Side™ wire traps allow non metallic sheathed cable to be installed without tools and without removing knockouts.
- Accepts a wide range of non-metallic (type NM) sheathed cables - the standard cable types used in lighting in both U.S. and Canada.
  - Allows wiring connections to be made outside the junction box
  - Simply insert the cable directly into the trap after connections are made.
  - Accommodates the following standard non-metallic sheathed cable sizes: (US) #14/2, #14/3, #12/2, #12/3 (Canada) #14/2, #14/3, #12/2

#### "QUICK CONNECT" CONNECTORS

Three quick connect wiring connectors included.

#### Got NAIL!™ Pass-N-Thru™ BAR HANGERS

- Pre-installed nail easily installs in regular lumber, engineered lumber and laminated beams.
- Safety and guidance system prevents snagging, ensures smooth straight nail penetration and allows bar hangers to be easily removed if necessary.
- Automatic levelling flange aligns the housing and lets you hold the housing in place with one hand while driving nails.
- Housing can be positioned at any point within 24" joist span.
- Pass-N-Thru™ feature allows bar hangers to be shortened without removing from plaster frame.
- Score lines allow "toolless" shortening for 12" joists.
- Bar hangers may be repositioned 90°.
- Integral T-bar clip snaps onto T-bars - no additional clips required.

#### SOCKET

Porcelain socket with nickel plated brass screw shell, snaps into trim for consistent lamp positioning. Shipping insert protects socket from overspray.

#### THERMAL PROTECTOR

Integral, self resetting thermal protector deactivates fixture if overheating occurs due to improper lamping.

#### TRIMS

- Housing accommodates a wide range of Halo H5 trims. Socket snaps into trims for quick and easy installation.
- Fixed socket bracket aligns socket for consistent lamp position.

#### LABELS

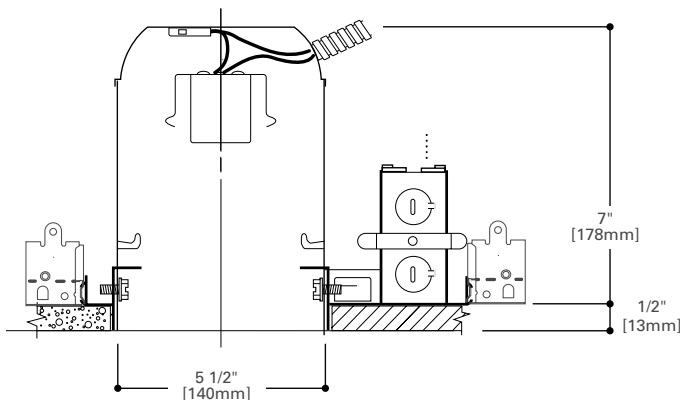
- UL/cUL Listed 1598 Luminaire
- UL/cUL Listed for Damp Location
- UL/cUL Listed for Wet Location, covered ceiling - with select trims
- UL/cUL Listed for Direct Contact with Insulation and combustible material
- UL/cUL Listed for Feed Through

#### QUALIFICATION

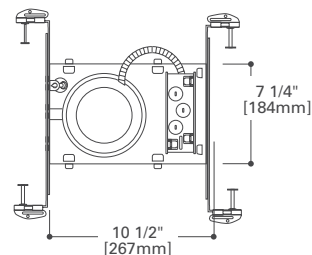
##### IC and AIR-TITE™

Certified under ASTM-E283 and listed UL/cUL 1598. May be used to meet insulated ceiling and restricted air-flow requirements such as:

- Washington State Energy Code
- International Energy Conservation Code (IECC)
- New York State Energy Conservation Construction Code (NY-ECCC)
- State of California Title 24 "Recessed Luminaires in Insulated Ceilings."



Top View



# H5RICAT

## 5" Aperture, Remodel, ICAT Incandescent

The Halo H5 series is designed to accommodate smaller sized PAR20 and PAR30 halogen lamps. The wide variety of trims available allows a number of different lighting effects to be created with one basic housing. The H5 trim size makes the H5RICAT the right choice for applications where dramatic yet inconspicuous lighting is required in an existing ceiling. This is an AIR-TITE™ housing and may be used to meet restricted air flow requirements.



## FEATURES

### HOUSING

- Gasketed die-stamped aluminum.
- Sealed and gasketed for AIR-TITE™ installation with ceiling contact gasket pre-installed.
- For installation from below the finished ceiling. Integral flange secures fixture against ceiling.
- Designed for insulated ceilings in direct contact with insulation. (May also be installed in Non-insulated ceilings).

### REMODEL SPRINGS

Four remodel clips secure housing and accommodate 1/2" and 5/8" ceiling material.

### JUNCTION BOX

- Seven 1/2" trade size conduit knockouts with true pry-out slots
- Four type NM (non-metallic sheathed cable) pryouts simplify installation

### "QUICK CONNECT" CONNECTORS

Three quick connect wiring connectors included.

### SOCKET

Porcelain socket with nickel plated brass screw shell, snaps into trim for consistent lamp positioning. Shipping insert protects socket from overspray.

### THERMAL PROTECTOR

Integral, self resetting thermal protector deactivates fixture if overheating occurs due to improper lamping.

### TRIMS

- Housing accommodates a wide range of Halo H5 trims. Socket snaps into trims for quick and easy installation.
- Fixed socket bracket aligns socket for consistent lamp position.

### LABELS

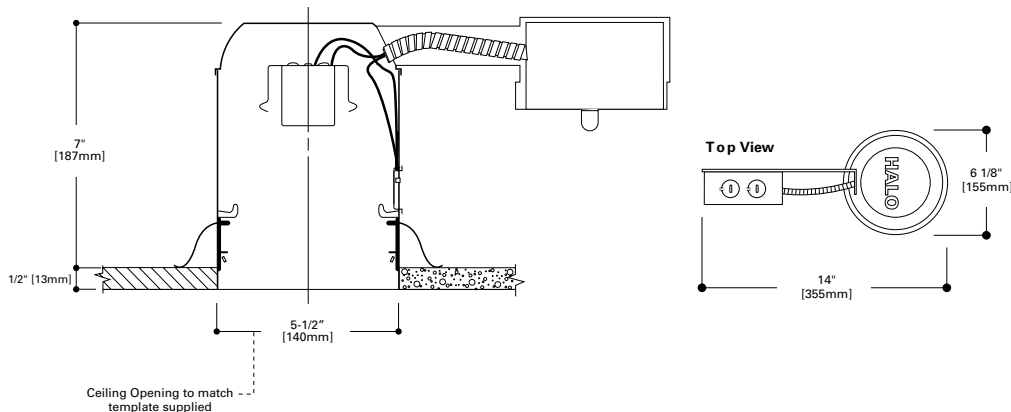
- UL/cUL Listed 1598 Luminaire
- UL/cUL Listed for Damp Location
- UL/cUL Listed for Wet Location, covered ceiling - with select trims
- UL/cUL Listed for Direct Contact with Insulation and combustible material
- UL/cUL Listed for Feed Through

### QUALIFICATION

#### IC and AIR-TITE™

Certified under ASTM-E283 and listed UL/cUL 1598. May be used to meet insulated ceiling and restricted air-flow requirements such as:

- Washington State Energy Code
- International Energy Conservation Code (IECC)
- New York State Energy Conservation Construction Code (NY-ECCC)
- State of California Title 24 "Recessed Luminaires in Insulated Ceilings."





## H25ICAT

### 5" Aperture Shallow Ceiling, New Construction, ICAT Incandescent

The Halo H25ICAT is designed for use in shallow ceilings. The variety of trims available allows a number of lighting effects to be created with one basic housing. The H25ICAT is designed for use in insulated shallow ceiling applications. The H25ICAT housing is an AIR-TITE™ housing and may be used to meet Restricted Air Flow requirements.



## FEATURES

### HOUSING

- Gasketed die-stamped aluminum.
- Sealed and gasketed for AIR-TITE™ installation.
- Designed for insulated ceilings in direct contact with insulation. (May also be installed in non-insulated ceilings.)

### PLASTER FRAME

- Galvanized steel construction.
- The housing can be removed from plaster frame to provide access to the junction box.
- Plaster frame features include:
  - Patented regressed locking screw positioned for securing hanger bars from below the ceiling.
  - Cutouts for easily crimping hanger bars in position.
  - HALO name embossed on plaster frame.
  - Pre-installed AIR-TITE gasket with ceiling contact gasket pre-installed on the plaster frame.

### SLIDE-N-SIDE™ JUNCTION BOX

- Positioned to accommodate straight conduit runs
- Seven 1/2" trade size conduit knockouts with true pry-out slots
- Slide-N-Side™ wire traps allow non metallic sheathed cable to be installed without tools and without removing knockouts.
- Accepts a wide range of non-metallic (type NM) sheathed cables - the standard cable types used in lighting in both U.S. and Canada.
  - Allows wiring connections to be made outside the junction box
  - Simply insert the cable directly into the trap after connections are made.
  - Accommodates the following standard non-metallic sheathed cable sizes: (US) #14/2, #14/3, #12/2, #12/3 (Canada) #14/2, #14/3, #12/2

### "QUICK CONNECT" CONNECTORS

Three quick connect wiring connectors included.

### Got NAIL!™ Pass-N-Thru™ BAR HANGERS

- Pre-installed nail easily installs in regular lumber, engineered lumber and laminated beams.
- Safety and guidance system prevents snagging, ensures smooth straight nail penetration and allows bar hangers to be easily removed if necessary.
- Automatic levelling flange aligns the housing and lets you hold the housing in place with one hand while driving nails.
- Housing can be positioned at any point within 24" joist span.
- Pass-N-Thru™ feature allows bar hangers to be shortened without removing from plaster frame.
- Score lines allow "toolless" shortening for 12" joists.
- Bar hangers may be repositioned 90°.
- Integral T-bar clip snaps onto T-bars - no additional clips required.

### SOCKET

Porcelain socket with nickel plated brass screw shell, snaps into trim for consistent lamp positioning. Shipping insert protects socket from overspray.

### THERMAL PROTECTOR

Integral self resetting thermal protector deactivates fixture if overheating occurs due to improper lamping.

### TRIMS

- Housing accommodates a wide range of Halo H5 trims. Socket snaps into trims for quick and easy installation.
- Fixed socket bracket aligns socket for consistent lamp position.

### LABELS

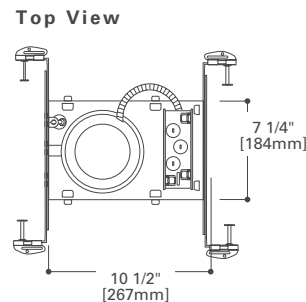
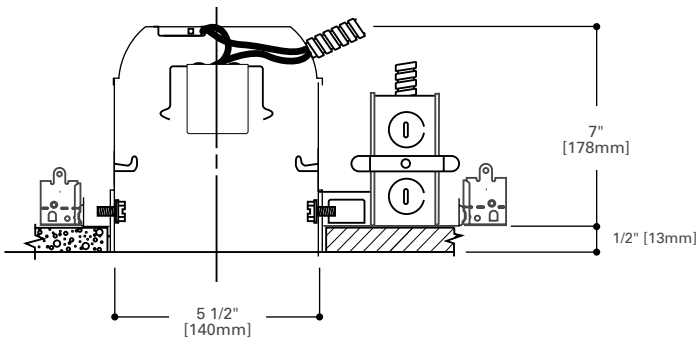
- UL/cUL Listed 1598 Luminaire
- UL/cUL Listed for Damp Location
- UL/cUL Listed for Wet Location, covered ceiling - with select trims
- UL/cUL Listed for Direct Contact with Insulation and combustible material
- UL/cUL Listed for Feed Through

### QUALIFICATION

#### IC and AIR-TITE™

Certified under ASTM-E283 and listed UL/cUL 1598. May be used to meet insulated ceiling and restricted air-flow requirements such as:

- Washington State Energy Code
- International Energy Conservation Code (IECC)
- New York State Energy Conservation Construction Code (NY-ECCC)
- State of California Title 24 "Recessed Luminaires in Insulated Ceilings."

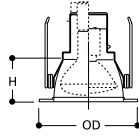


# 5020

- Straight precision sided trim ring
- Torsion Springs pull trim tight to ceiling
- Dual Socket Position for BR and PAR Lamps

H5ICAT	60W BR30, 75W PAR30
H5RICAT	50W PAR30, 50W PAR30L, 60W BR30

Height: 3-1/4" [82mm]  
Outside Diameter: 6-3/8" [162mm]



## PAR Reflector Cone



**5020P**  
White Trim with White Reflector

**5020H**  
White Trim with Haze Reflector


**5020SC**  
White Trim with Clear Specular Reflector



**5020BL**  
White Trim with Black Specular Reflector

**5020RG**  
White Trim with Residential Gold Reflector

**5020SN**  
Satin Nickel Trim with Satin Nickel Reflector



**5020AC**  
Antique Copper Trim with Antique Copper Reflector

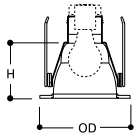
**5020TBZ**  
Tuscan Bronze Trim with Tuscan Bronze Reflector

# 5021

- Straight precision sided trim ring
- Torsion Springs pull trim tight to ceiling
- For use with A-Lamps

H5ICAT	40W A19
H5RICAT	

Height: 5" [127mm]  
Outside Diameter: 6-3/8" [162mm]



## Full Reflector



**5021RG**  
White Trim with Residential Gold Reflector

**5021H**  
White Trim with Haze Reflector

**5021SC**  
White Trim with Clear Specular Reflector



**5021SN**  
Satin Nickel Trim with Satin Nickel Reflector

**5021AC**  
Antique Copper Trim with Antique Copper Reflector

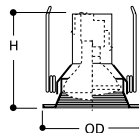
**5021TBZ**  
Tuscan Bronze Trim with Tuscan Bronze Reflector

# 5001


- Straight Precision Sided Trim Ring
- Torsion Springs pull trim tight to ceiling
- Dual socket position for use with BR and PAR Lamps

H5ICAT	50W R20, 50W PAR20, 65W BR30, 75W PAR30
H5RICAT	30W R20, 35W PAR20, 60W BR30, 50W PAR30, 50W PAR30L

Height: 6-1/8" [152mm]  
Outside Diameter: 6-3/8" [156mm]



## PAR Metal Baffle Splay



**5001P**  
White Trim with White Baffle

**5001MB**  
White Trim with Black Baffle

**5001SN**  
Satin Nickel Trim with Satin Nickel Baffle



**5001AC**  
Antique Copper Trim with Antique Copper Baffle

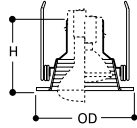
**5001TBZ**  
Tuscan Bronze Trim with Tuscan Bronze Baffle

5010

PAR Metal Step Baffle

- Straight Precision Sided Trim Ring
- Torsion Springs pull trim tight to ceiling
- Dual Socket Position for BR and PAR Lamps

H51CAT	60W BR30, 50W PAR30
H5RICAT	60W BR30, 50W PAR30, 50W PAR30L



Outside Diameter: 6-1/2" [165mm]



5010W  
White Trim with White Baffle

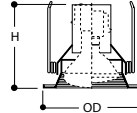
5010  
White Trim with Black Baffle

5014

Shallow Metal Baffle

- Straight Precision Sided Trim Ring
- Torsion springs pull trim tight to ceiling

H251CAT	50W PAR30, 65W BR30, 75W PAR30L (75W PAR30 5014P only)
---------	--



Height: 5-9/16" [141mm]  
Outside Diameter: 6-3/8" [162mm]



5014P  
White Trim with White Baffle

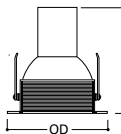
5014MB  
White Trim with Black Baffle

5016

Coilex® Baffle with Reflector and Torsion Springs

- Straight precision sided trim ring
- Torsion Springs pull trim tight to ceiling
- Dual Socket Position for BR and PAR Lamps

H51CAT	50W PAR30, 65W BR30, 75W PAR30L
H5RICAT	



Height: 6-3/4" [171mm]  
Outside Diameter: 6-3/8" [162mm]



5016W  
White Trim with White Baffle

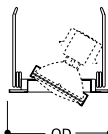
5016P  
White Trim with Black Baffle

5060

Adjustable Gimbal

- Adjustable Gimbal - 20° Tilt
- Straight Precision Sided Trim Ring
- For Directional Accent Lighting
- Torsion Springs pull trim tight to ceiling
- 20° Tilt - 360° Rotation

H51CAT	50W PAR30
H5RICAT	
H251CAT	50W PAR30, 50W R30



Height: 3-1/4" [82mm]  
Outside Diameter: 6-3/8" [162mm]



5060P  
White Trim with White Gimbal

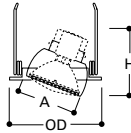
## 5070

### Adjustable Eyeball

- Straight Precision Sided Trim Ring
- For Directional Accent Lighting
- Torsion Springs pull trim tight to ceiling
- 30° Tilt - 360° Rotation

H51CAT	75W PAR30
H5RICAT	
H251CAT	

Height: 3-3/8" [86mm]  
Aperture: 3-7/8" [98mm]  
Outside Diameter: 6-3/8" [162mm]



**5070P**  
White Trim with White Eyeball

**5070SN**  
Satin Nickel Trim with Satin Nickel Eyeball

**5070AC**  
Antique Copper Trim with Antique Copper Eyeball



**5070TBZ**  
Tuscan Bronze Trim with Tuscan Bronze Eyeball

**5070PB**  
Polished Brass Trim with Polished Brass Eyeball

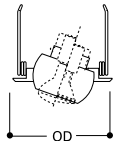
## 5071

### Adjustable Eyeball

- Straight precision sided trim ring
- For Directional Accent Lighting
- Torsion Springs pull trim tight to ceiling
- 30° Tilt - 360° Rotation

H51CAT	50W R20, 50W PAR20
H5RICAT	
H251CAT	

Outside Diameter: 6-1/2" [165mm]



**5071P**  
White Trim with White Eyeball

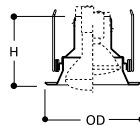
## 5000

### PAR Metal Splay

- Straight precision sided trim ring
- Open Metal Splay Trim
- Dual Socket position socket for BR and PAR lamps

H51CAT	65W BR30, 75W R30, 75W PAR30
H5RICAT	50W PAR30, 75W PAR30L, 60W BR30
H251CAT	60W BR30, 50W PAR30, 50W PAR30L


Height: 4-5/8" [118mm]  
Outside Diameter: 6-3/8" [162mm]



**5000P**  
White Trim with White Splay

**5000SN**  
Satin Nickel Trim with Satin Nickel Splay

**5000AC**  
Antique Copper Trim with Antique Copper Splay



**5000TBZ**  
Tuscan Bronze Trim with Tuscan Bronze Splay

5054

Dome Lens Shower Light



- Frosted glass dome lens
- Wet location listed shower light
- Non conductive, non corrosive polymer trim ring

H51CAT	40W A19, 50W PAR30
H5RICAT	
H251CAT	



**5054PS**  
White Trim with Frosted Diffuser

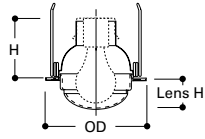
**5054SNS**  
Satin Nickel Trim with Frosted Diffuser

**5054ACS**  
Antique Copper Trim with Frosted Diffuser



**5054TBZS**  
Tuscan Bronze Trim with Frosted Diffuser

Height: 4-1/2" [114mm]  
Lens Height: 1-3/4" [45mm]  
Outside Diameter: 6-3/8" [162mm]



5051

Frosted Lens Shower Light



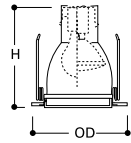
- Straight precision sided trim ring
- Frosted albalite glass lens
- Wet location listed shower light

H51CAT	35W PAR30L
H5RICAT	



**5051PS**  
White Trim with Frosted Lens

Height: 5-9/16" [141mm]  
Outside Diameter: 6-7/16" [164mm]



OT500P

Oversize Trim Ring

- Fits the new Halo H5 trim family "straight precision" style trim rings
- Oversize trim ring corrects for uneven ceiling cutout
- Adds 3/8" onto the trim flange
- Satin White plastic Ring



**OT500P**  
Oversize Trim Ring for "Straight Precision" sided Halo H5 50xx family trims



# H5T

## 5" Aperture, New Construction, Non-IC Incandescent

The Halo H5 series is designed to accommodate smaller sized PAR20 and PAR30 halogen lamps. The wide variety of trims available allows a number of different lighting effects to be created with one basic housing. H5T is for non-insulated ceilings. If installed in insulated ceilings, insulation must be kept 3 inches away from all sides of housing.



## FEATURES

### HOUSING

- Die-stamped CRS with white powder coat finish.

### PLASTER FRAME

- Galvanized steel construction.
- The housing can be removed from plaster frame to provide access to the junction box.
- Plaster frame features include:
  - Patented regressed locking screw positioned for securing hanger bars from below the ceiling.
  - Cutouts for easily crimping hanger bars in position.
  - HALO name embossed on plaster frame.

### SLIDE-N-SIDE™ JUNCTION BOX

- Positioned to accommodate straight conduit runs
- Seven 1/2" trade size conduit knockouts with true pry-out slots
- Slide-N-Side™ wire traps allow non metallic sheathed cable to be installed without tools and without removing knockouts.
- Accepts a wide range of non-metallic (type NM) sheathed cables - the standard cable types used in lighting in both U.S. and Canada.
  - Allows wiring connections to be made outside the junction box
  - Simply insert the cable directly into the trap after connections are made.
  - Accommodates the following standard non-metallic sheathed cable sizes:  
(US) #14/2, #14/3, #12/2, #12/3  
(Canada) #14/2, #14/3, #12/2

### "QUICK CONNECT" CONNECTORS

Three quick connect wiring connectors included.

### Got NAIL!™ Pass-N-Thru™ BAR HANGERS

- Pre-installed nail easily installs in regular lumber, engineered lumber and laminated beams.
- Safety and guidance system prevents snagging, ensures smooth straight nail penetration and allows bar hangers to be easily removed if necessary.
- Automatic levelling flange aligns the housing and lets you hold the housing in place with one hand while driving nails.
- Housing can be positioned at any point within 24" joist span.
- Pass-N-Thru™ feature allows bar hangers to be shortened without removing from plaster frame.
- Score lines allow "toolless" shortening for 12" joists.
- Bar hangers may be repositioned 90°.
- Integral T-bar clip snaps onto T-bars - no additional clips required.

### SOCKET

Porcelain socket with nickel plated brass screw shell, snaps into trim for consistent lamp positioning. Shipping insert protects socket from overspray.

### THERMAL PROTECTOR

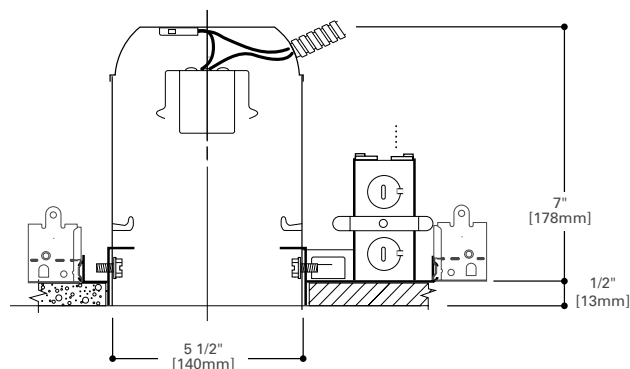
Integral self resetting thermal protector deactivates fixture if overheating occurs due to improper lamping or incorrect application of insulation material.

### TRIMS

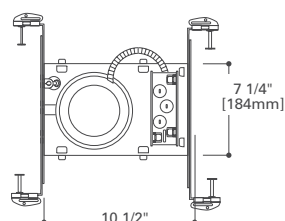
- Housing accommodates a wide range of Halo H5 trims. Socket snaps into trims for quick and easy installation.
- Fixed socket bracket aligns socket for consistent lamp position.

### LABELS

- UL/cUL Listed 1598 Luminaire
- UL/cUL Damp Location Listed
- UL/cUL Listed for Wet Location, covered ceiling - with select trims
- UL/cUL Listed for Feed Through
- IP rated (Improper Lamp)



Top View





## H5RT

### 5" Aperture, Remodel, Non-IC Incandescent

The Halo H5 series is designed to accommodate smaller sized PAR20 and PAR30 halogen lamps. The wide variety of trims available allows a number of different lighting effects to be created with one basic housing. The H5 trim size makes the H5RT the right choice for applications where dramatic yet inconspicuous lighting is required in an existing ceiling. H5RT is for non-insulated ceilings. If installed in insulated ceilings, insulation must be kept 3 inches away from all sides of the housing.



## FEATURES

### HOUSING

- Die-stamped CRS with white powder coat finish.
- For installation from below finished ceiling. Integral flange secures fixture against ceiling.

### REMODEL SPRINGS

Four remodel clips secure housing and accommodate 1/2" and 5/8" ceiling material.

### JUNCTION BOX

- Seven 1/2" trade size conduit knockouts with true pry-out slots
- Four type NM (non-metallic sheathed cable) pryouts simplify installation

### "QUICK CONNECT" CONNECTORS

Three quick connect wiring connectors included.

### SOCKET

Porcelain socket with nickel plated brass screw shell, snaps into trim for consistent lamp positioning. Shipping insert protects socket from overspray.

### THERMAL PROTECTOR

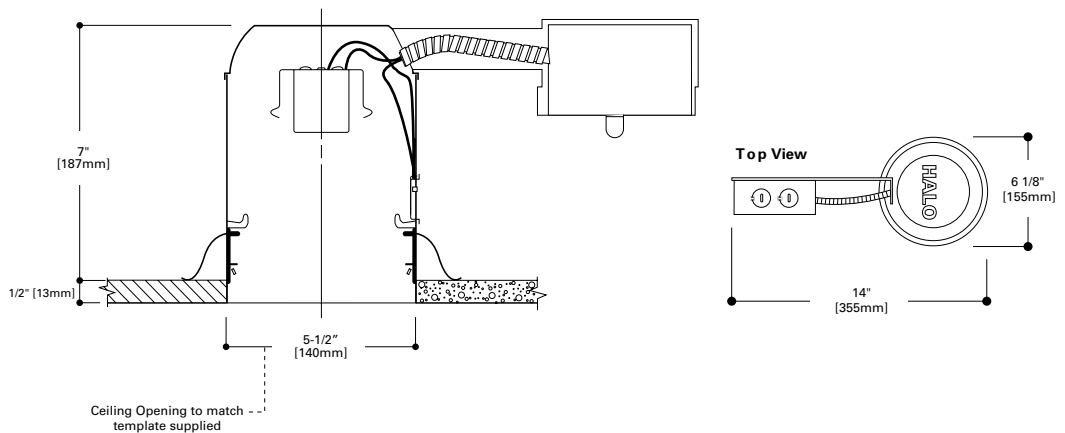
Integral, self resetting thermal protector deactivates fixture if overheating occurs due to improper lamping.

### TRIMS

- Housing accommodates a wide range of Halo H5 trims. Socket snaps into trims for quick and easy installation.
- Fixed socket bracket aligns socket for consistent lamp position.

### LABELS

- UL/cUL Listed 1598 Luminaire
- UL/cUL Listed for Damp Location
- UL/cUL Listed for Wet Location, covered ceiling - with select trims
- UL/cUL Listed for Feed Through
- IP rated (Improper Lamp)

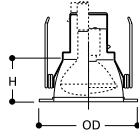


# 5020

- Straight precision sided trim ring
- Torsion Springs pull trim tight to ceiling
- Dual Socket Position for BR and PAR Lamps

H5T	65W BR30, 75W R30, 75W PAR30
H5RT	

Height: 3-1/4" [82mm]  
Outside Diameter: 6-3/8" [162mm]



## PAR Reflector Cone



**5020P**  
White Trim with White Reflector

**5020H**  
White Trim with Haze Reflector


**5020SC**  
White Trim with Clear Specular Reflector



**5020BL**  
White Trim with Black Specular Reflector

**5020RG**  
White Trim with Residential Gold Reflector

**5020SN**  
Satin Nickel Trim with Satin Nickel Reflector



**5020AC**  
Antique Copper Trim with Antique Copper Reflector

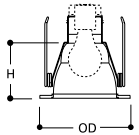
**5020TBZ**  
Tuscan Bronze Trim with Tuscan Bronze Reflector

# 5021

- Straight precision sided trim ring
- Torsion Springs pull trim tight to ceiling
- For use with A-Lamps

H5T	60W A19
H5RT	

Height: 5" [127mm]  
Outside Diameter: 6-3/8" [162mm]



## Full Reflector



**5021RG**  
White Trim with Residential Gold Reflector

**5021H**  
White Trim with Haze Reflector

**5021SC**  
White Trim with Clear Specular Reflector



**5021SN**  
Satin Nickel Trim with Satin Nickel Reflector

**5021AC**  
Antique Copper Trim with Antique Copper Reflector

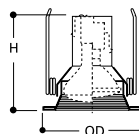
**5021TBZ**  
Tuscan Bronze Trim with Tuscan Bronze Reflector

# 5001

- Straight precision sided trim ring
- Torsion Springs pull trim tight to ceiling
- Dual socket position for use with BR and PAR Lamps

H5T	50W R20, 50W PAR20, 65W BR30, 75W R30, 75W PAR30
H5RT	

Height: 6-1/8" [152mm]  
Outside Diameter: 6-3/8" [156mm]



## PAR Metal Baffle Splay



**5001P**  
White Trim with White Baffle

**5001MB**  
White Trim with Black Baffle

**5001SN**  
Satin Nickel Trim with Satin Nickel Baffle



**5001AC**  
Antique Copper Trim with Antique Copper Baffle

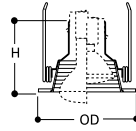
**5001TBZ**  
Tuscan Bronze Trim with Tuscan Bronze Baffle

5010

PAR Metal Step Baffle

- Straight precision sided trim ring
- Torsion Springs pull trim tight to ceiling
- Dual Socket Position for BR and PAR Lamps

H5T	65W BR30, 75W R30,
H5RT	75W PAR30



Outside Diameter: 6-3/8" [162mm]



5010W  
White Trim with White Baffle

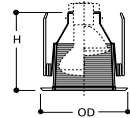
5010  
White Trim with Black Baffle

5012

High Coilex® Baffle

- Straight precision sided trim ring
- Provides ultra deep lamp regression (not compatible with H5TM)

H5T	65W BR30, 75W R30,
H5RT	75W PAR30



Outside Diameter: 6-3/8" [162mm]



5012W  
White Trim with White Baffle

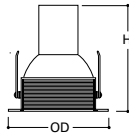
5012P  
White Trim with Black Baffle

5016

Coilex® Baffle with Reflector

- Straight precision sided trim ring
- Torsion Springs pull trim tight to ceiling
- Dual Socket Position for BR and PAR Lamps

H5T	60W A19, 65W BR30,
H5RT	75W PAR30,
	75W PAR30L, 75W R30



Height: 6-3/4" [171mm]  
Outside Diameter: 6-3/8" [162mm]



5016W  
White Trim with White Baffle

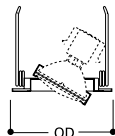
5016P  
White Trim with Black Baffle

5060

Adjustable Gimbal

- Adjustable Gimbal - 20° Tilt
- Straight Precision Sided Trim Ring
- For Directional Accent Lighting
- Torsion Springs pull trim tight to ceiling
- 20° Tilt - 360° Rotation

H5T	50W PAR30
H5RT	



Height: 3-1/4" [82mm]  
Outside Diameter: 6-3/8" [162mm]



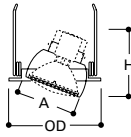
5060P  
White Trim with White Gimbal

# 5070

- Straight Precision Sided Trim Ring
- For Directional Accent Lighting
- Torsion Springs pull trim tight to ceiling
- 30° Tilt - 360° Rotation

H5T	75W PAR30
H5RT	

Height: 3-3/8" [86mm]  
 Aperture: 3-7/8" [98mm]  
 Outside Diameter: 6-3/8" [162mm]



## Adjustable Eyeball



**5070P**  
White Trim with White Eyeball

**5070SN**  
Satin Nickel Trim with Satin Nickel Eyeball

**5070AC**  
Antique Copper Trim with Antique Copper Eyeball



**5070TBZ**  
Tuscan Bronze Trim with Tuscan Bronze Eyeball

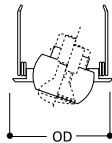
**5070PB**  
Polished Brass Trim with Polished Brass Eyeball

# 5071

- Straight Precision Sided Trim Ring
- For Directional Accent Lighting
- Torsion Springs pull trim tight to ceiling
- 30° Tilt - 360° Rotation

H5T	50W R20, 50W PAR20
H5RT	

Outside Diameter: 6-1/2" [165mm]



## Adjustable Eyeball



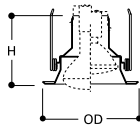
**5071P**  
White Trim with White Eyeball

# 5000

- Straight precision sided trim ring
- Open Metal Splay Trim
- Dual Socket position socket for BR and PAR lamps

H5T	65W BR30, 75W R30, 75W PAR30
H5RT	

Height: 4-5/8" [118mm]  
 Outside Diameter: 6-3/8" [162mm]




## PAR Metal Splay



**5000P**  
White Trim with White Splay

**5000SN**  
Satin Nickel Trim with Satin Nickel Splay

**5000AC**  
Antique Copper Trim with Antique Copper Splay



**5000TBZ**  
Tuscan Bronze Trim with Tuscan Bronze Splay

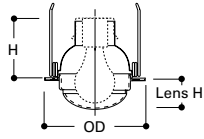
5054

Dome Lens Shower Light




- Frosted glass dome lens
- Wet location listed shower light
- Non conductive, non corrosive polymer trim ring

H5T	75W A19, 75W PAR30
H5RT	



Height: 4-1/2" [114mm]  
Outside Diameter: 6-3/8" [162mm]



**5054PS**  
White Trim with Frosted Diffuser

**5054SNS**  
Satin Nickel Trim with Frosted Diffuser

**5054ACS**  
Antique Copper Trim with Frosted Diffuser



**5054TBZS**  
Tuscan Bronze Trim with Frosted Diffuser

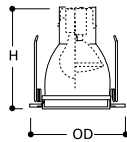
5051

Frosted Lens Shower Light



- Straight precision sided trim ring
- Frosted albalite glass lens
- Wet location listed shower light

H5T	60W A19, 50W PAR30, 50W PAR30L, 65W BR30
H5RT	



Height: 5-1/2" [140mm]  
Outside Diameter: 6-3/8" [162mm]



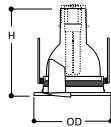
**5051PS**  
White Trim with Frosted Lens

5030

Wall Wash with Baffle

- Straight precision sided trim ring
- Designed to spread light closer to the ceiling to eliminate the "cave effect"
- Provides a wash of light
- 360° rotation

H5T	50W TB19, 60W A19, 60W BT15, 60W MB19
H5RT	



Height: 6-13/16" [173mm]  
Outside Diameter: 6-1/4" [159mm]



**5030W**  
White Trim and Eyelid with White Baffle

**5030P**  
White Trim and Eyelid with Black Baffle

OT500P

Oversize Trim Ring

- Fits the new Halo H5 trim family "straight precision" style trim rings
- Oversize trim ring corrects for uneven ceiling cutout
- Adds 3/8" onto the trim flange
- Satin White plastic Ring



**OT500P**  
Oversize Trim Ring for "Straight Precision" sided Halo H5 50xx family trims

# H570ICAT / H571ICAT / H572ICAT

5" Aperture New Construction, ICAT  
Compact Fluorescent, 13W (H570ICAT), 18W (H571ICAT) and 26W (H572ICAT)

The H570ICAT, H571ICAT and H572ICAT housings are designed for insulated ceilings and can be in direct contact with ceiling insulation. This AIR-TITE™ housing design prevents airflow between attic and living areas and saves on both heating and air conditioning costs. Includes 120V NPF electronic compact fluorescent ballast.



## FEATURES

### HOUSING

- Single wall aluminum housing.
- Sealed and gasketed for AIR-TITE™ installation, with the ceiling-contact gasket pre-installed on the plaster frame.
- Housing adjusts for ceilings up to 1-3/8" thick.
- Designed for insulated ceilings in direct contact with insulation. (May also be installed in non-insulated ceilings.)

### PLASTER FRAME

- Housing adjusts in plaster frame to accommodate up to 1-3/8" ceiling thickness.
- Plaster frame features include:
  - Patented regressed locking screw positioned for securing hanger bars from below the ceiling.
  - Cutouts for easily crimping hanger bars in position.
  - HALO name embossed on plaster frame.
  - Pre-installed AIR-TITE gasket.

### SLIDE-N-SIDE™ JUNCTION BOX

- Positioned to accommodate straight conduit runs
- Seven 1/2" trade size conduit knockouts with true pry-out slots
- Slide-N-Side™ wire traps allow non metallic sheathed cable to be installed without tools and without removing knockouts.
- Accepts a wide range of non-metallic (type NM) sheathed cables - the standard cable types used in lighting in both U.S. and Canada.
  - Allows wiring connections to be made outside the junction box
  - Simply insert the cable directly into the trap after connections are made.
  - Accommodates the following standard non-metallic sheathed cable sizes: (US) #14/2, #14/3, #12/2, #12/3 (Canada) #14/2, #14/3, #12/2

### Got NAIL!™ Pass-N-Thru™ BAR HANGERS

- Pre-installed nail easily installs in regular lumber, engineered lumber and laminated beams.
- Safety and guidance system prevents snagging, ensures smooth straight nail penetration and allows bar hangers to be easily removed if necessary.
- Automatic levelling flange aligns the housing and lets you hold the housing in place with one hand while driving nails.
- Housing can be positioned at any point within 24" joist span.
- Pass-N-Thru™ feature allows bar hangers to be shortened without removing from plaster frame.
- Score lines allow "toolless" shortening for 12" joists.
- Bar hangers may be repositioned 90°.
- Integral T-bar clip snaps onto T-bars - no additional clips required.

### SOCKET

Socket for one Double Twin Tube (DTT) or Triple Twin Tube (TTT) 4-pin lamp.

**H570ICAT:** G24q-1/GX24-1 socket for one 13W lamp (DTT or TTT).

**H571ICAT:** G24q-2/GX24-2 socket for one 18W lamp (DTT or TTT).

**H572ICAT:** G24q-3/GX24-3 socket for one 26W lamp (DTT or TTT).

### LAMP

Compact Fluorescent lamp (by others). Generic Lamp Designations:

DTT-Double Twin Tube (Quad) (CFQ):

- CFQ13W/G24q - 2700K, 3000K, 3500K, 4100K
- CFQ18W/G24q - 2700K, 3000K, 3500K, 4100K
- CFQ26W/G24q - 2700K, 3000K, 3500K, 4100K

TTT-Triple Twin Tube (CFTR):

- CFTR13W/GX24q - 2700K, 3000K, 3500K, 4100K
- CFTR18W/GX24q - 2700K, 3000K, 3500K, 4100K
- CFTR26W/GX24q - 2700K, 3000K, 3500K, 4100K

- 12,000 hour rated average life
- 82 CRI rated lamps provide excellent color and high visual comfort.
- Color temperature (warm to cool) options offer 2700K warm, 3000K medium-warm incandescent-like light, 3500K medium-cool, and 4100K cool.

### ELECTRONIC BALLAST

120 volt, 60 Hz electronic ballast. Meets FCC Title 47 CFR Part 18 consumer level limits.

### LABELS

- UL/cUL Listed 1598 Luminaire
- UL/cUL Listed for Damp Location
- UL/cUL Listed for Wet Location, covered ceiling - with select trims
- UL/cUL Listed for Direct Contact with Insulation and combustible material
- UL/cUL Listed for Feed Through

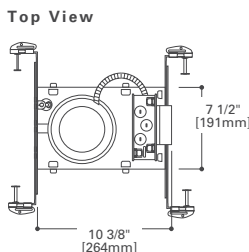
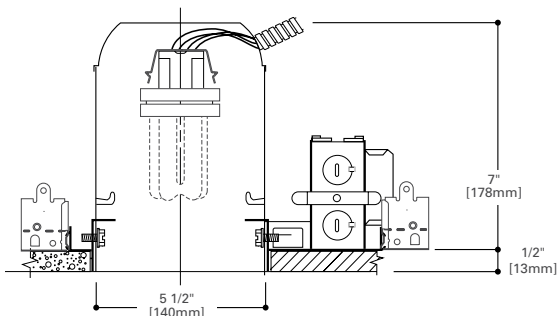
### QUALIFICATION

- ENERGY STAR®
- Can be used for State of California Title 24 High Efficacy Compliance
- Can be used for International Energy Conservation Code (IECC) - High Efficacy Compliance

### IC and AIR-TITE™

Certified under ASTM-E283 and listed UL/cUL 1598. May be used to meet insulated ceiling and restricted air-flow requirements such as:

- Washington State Energy Code
- International Energy Conservation Code (IECC)
- New York State Energy Conservation Construction Code (NY-ECCC)
- State of California Title 24 "Recessed Luminaires in Insulated Ceilings."





# H570RICAT / H571RICAT / H572RICAT

## 5" Aperture Remodel, ICAT

Compact Fluorescent, 13W (H570RICAT), 18W (H571RICAT) and 26W (H572RICAT)

The H570RICAT, H571RICAT and H57 2RICAT housings are designed for remodel applications in insulated ceilings and can be in direct contact with ceiling insulation. This AIR-TITE™ housing design prevents airflow between attic and living areas and saves on both heating and air conditioning costs. Includes 120V NPF electronic compact fluorescent ballast.



### FEATURES

#### HOUSING

- Single wall aluminum housing.
- Sealed and gasketed for AIR-TITE™ installation with ceiling contact gasket pre-installed.
- Designed for insulated ceilings in direct contact with insulation. (May also be installed in Non-insulated ceilings).
- For installation from below the finished ceiling.
- Integral flange secures fixture against ceiling

#### REMODEL SPRINGS

Four remodel clips secure housing and accommodate 1/2" and 5/8" ceiling material.

#### SLIDE-N-SIDE™ JUNCTION BOX

- Seven 1/2" trade size conduit knockouts with true pry-out slots
- Slide-N-Side™ wire traps allow non metallic sheathed cable to be installed without tools and without removing knockouts.
- Accepts a wide range of non-metallic (type NM) sheathed cables - the standard cable types used in lighting in both U.S. and Canada.
  - Allows wiring connections to be made outside the junction box
  - Simply insert the cable directly into the trap after connections are made.
  - Accommodates the following standard non-metallic sheathed cable sizes: (US) #14/2, #14/3, #12/2, #12/3 (Canada) #14/2, #14/3, #12/2

#### SOCKET

Socket for one Double Twin Tube (DTT) or Triple Twin Tube (TTT) 4-pin lamp.

**H570RICAT:** G24q-1/GX24-1 socket for one 13W lamp (DTT or TTT).

**H571RICAT:** G24q-2/GX24-2 socket for one 18W lamp (DTT or TTT).

**H572RICAT:** G24q-3/GX24-3 socket for one 26W lamp (DTT or TTT).

#### LAMP

Compact Fluorescent lamp (by others). Generic Lamp Designations:

DTT-Double Twin Tube (Quad) (CFQ):

- CFQ13W/G24q - 2700K, 3000K, 3500K, 4100K
- CFQ18W/G24q - 2700K, 3000K, 3500K, 4100K
- CFQ26W/G24q - 2700K, 3000K, 3500K, 4100K

TTT-Triple Twin Tube (CFTR):

- CFTR13W/GX24q - 2700K, 3000K, 3500K, 4100K
- CFTR18W/GX24q - 2700K, 3000K, 3500K, 4100K
- CFTR26W/GX24q - 2700K, 3000K, 3500K, 4100K

- 12,000 hour rated average life
- 82 CRI rated lamps provide excellent color and high visual comfort.
- Color temperature (warm to cool) options offer 2700K warm, 3000K medium-warm incandescent-like light, 3500K medium-cool, and 4100K cool.

#### ELECTRONIC BALLAST

120 volt, 60 Hz, NPF electronic ballast. Meets FCC Title 47 CFR Part 18 consumer level limits.

#### LABELS

- UL/cUL Listed 1598 Luminaire
- UL/cUL Listed for Damp Location
- UL/cUL Listed for Wet Location, covered ceiling - with select trims
- UL/cUL Listed for Direct Contact with Insulation and combustible material
- UL/cUL Listed for Feed Through

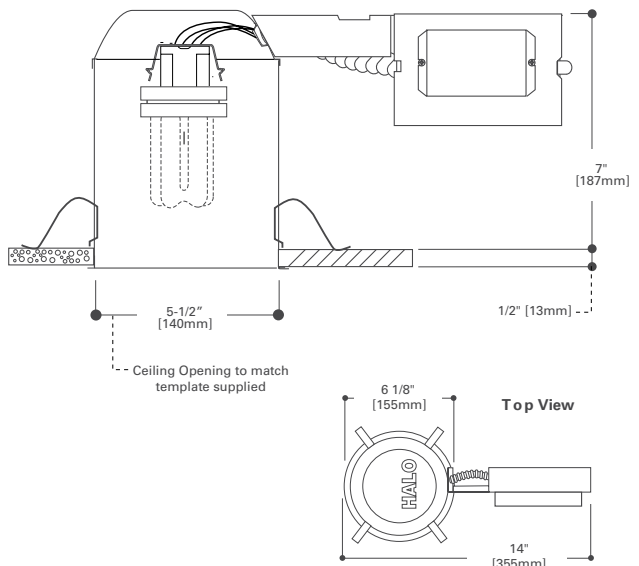
#### QUALIFICATION

- ENERGY STAR®
- Can be used for State of California Title 24 High Efficacy Compliance
- Can be used for International Energy Conservation Code (IECC) - High Efficacy Compliance

#### IC and AIR-TITE™

Certified under ASTM-E283 and listed UL/cUL 1598. May be used to meet insulated ceiling and restricted air-flow requirements such as:

- Washington State Energy Code
- International Energy Conservation Code (IECC)
- New York State Energy Conservation Construction Code (NY-ECCC)
- State of California Title 24 "Recessed Luminaires in Insulated Ceilings."





# H573ICAT1D

## 5" Aperture New Construction, ICAT - Dimmable Compact Fluorescent, 26W

The H573ICAT1D is designed for insulated ceilings and can be in direct contact with ceiling insulation. This AIR-TITE™ housing design prevents airflow between attic and living areas and saves on both heating and air conditioning costs. The electronic compact fluorescent ballast. The H573ICAT1D offers compact fluorescent dimming capability with a 120V NPF electronic fluorescent dimming ballast.



### FEATURES

#### HOUSING

- Single wall aluminum housing.
- Sealed and gasketed for AIR-TITE™ installation, with the ceiling-contact gasket pre-installed on the plaster frame.
- Designed for insulated ceilings in direct contact with insulation. (May also be installed in non-insulated ceilings.)

#### PLASTER FRAME

- Housing adjusts in plaster frame to accommodate up to 1-3/8" ceiling thickness.
- Plaster frame features include:
  - Patented regressed locking screw positioned for securing hanger bars from below the ceiling.
  - Cutouts for easily crimping hanger bars in position.
  - HALO name embossed on plaster frame.
  - Pre-installed AIR-TITE gasket.

#### SLIDE-N-SIDE™ JUNCTION BOX

- Positioned to accommodate straight conduit runs
- Seven 1/2" trade size conduit knockouts with true pry-out slots
- Slide-N-Side™ wire traps allow non metallic sheathed cable to be installed without tools and without removing knockouts.
- Accepts a wide range of non-metallic (type NM) sheathed cables - the standard cable types used in lighting in both U.S. and Canada.
  - Allows wiring connections to be made outside the junction box
  - Simply insert the cable directly into the trap after connections are made.
  - Accommodates the following standard non-metallic sheathed cable sizes:  
(US) #14/2, #14/3, #12/2, #12/3  
(Canada) #14/2, #14/3, #12/2

#### Got Nail!™ Pass-N-Thru™ BAR HANGERS

- Pre-installed nail easily installs in regular lumber, engineered lumber and laminated beams.

- Safety and guidance system prevents snagging, ensures smooth straight nail penetration and allows bar hangers to be easily removed if necessary.
- Automatic levelling flange aligns the housing and lets you hold the housing in place with one hand while driving nails.
- Housing can be positioned at any point within 24" joist span.
- Pass-N-Thru™ feature allows bar hangers to be shortened without removing from plaster frame.
- Score lines allow "toolless" shortening for 12" joists.
- Bar hangers may be repositioned 90°.
- Integral T-bar clip snaps onto T-bars - no additional clips required.

#### SOCKET

G24q-3/GX24-3 socket for one 26W DTT\* - Double Twin Tube (Quad) or 26W TTT - Triple Twin Tube 4 pin lamp.

\* DTT lamp not listed for use with all trims. See trims for listings.

#### LAMP

Compact Fluorescent lamp (by others). Generic Lamp Designations:

DTT-Double Twin Tube (Quad) (CFQ)

- CFQ26W/G24q 2700K
- CFQ26W/G24q 3000K
- CFQ26W/G24q 3500K
- CFQ26W/G24q 4100K

TTT-Triple Twin Tube (CFTR):

- CFTR26W/GX24q 2700K
- CFTR26W/GX24q 3000K
- CFTR26W/GX24q 3500K
- CFTR26W/GX24q 4100K

- 12,000 hour rated average life
- 82 CRI rated lamps provide excellent color and high visual comfort.
- Color temperature (warm to cool) options offer 2700K warm, 3000K medium-warm, 3500K medium-cool, and 4100K cool.

#### ELECTRONIC DIMMING BALLAST

Models are provided with a 120V 60 Hz, NPF electronic fluorescent dimming ballast. The dimming ballast is rated for use with 26W Double Twin Tube or Triple Twin Tube (Triple Twin Tube lamp is preferred for best visual comfort). The ballast offers 100% to 15% nominal dimming range. Meets FCC Title 47 CFR Part 18 for Consumer Level Limits.

#### LABELS

- UL/cUL Listed 1598 Luminaire
- UL/cUL Listed for Damp Location
- UL/cUL Listed for Wet Location, covered ceiling - with select trims
- UL/cUL Listed for Direct Contact with Insulation and combustible material
- UL/cUL Listed for Feed Through

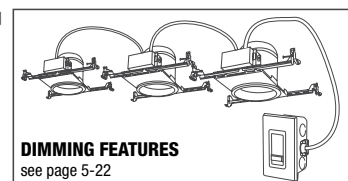
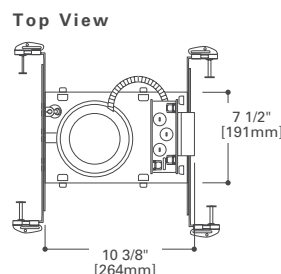
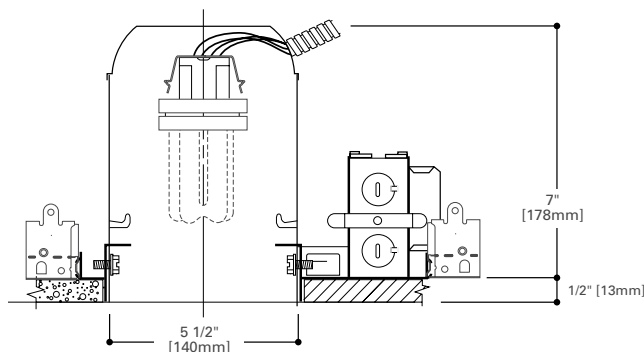
#### QUALIFICATION

- ENERGY STAR®
- Can be used for State of California Title 24 High Efficacy Compliance
- Can be used for International Energy Conservation Code (IECC) - High Efficacy Compliance

#### IC and AIR-TITE™

Certified under ASTM-E283 and listed UL/cUL 1598. May be used to meet insulated ceiling and restricted air-flow requirements such as:

- Washington State Energy Code
- International Energy Conservation Code (IECC)
- New York State Energy Conservation Construction Code (NY-ECCC)
- State of California Title 24 "Recessed Luminaires in Insulated Ceilings."



**DIMMING FEATURES**  
see page 5-22



# H573RICAT1D

5" Aperture Remodel, ICAT - Dimmable  
Compact Fluorescent, 26W

The H573RICAT1D is designed for remodel applications in insulated ceilings and can be in direct contact with ceiling insulation. This AIR-TITE™ housing design prevents airflow between attic and living areas and saves on both heating and air conditioning costs. The H573RICAT1D offers compact fluorescent dimming capability with a 120V NPF electronic fluorescent dimming ballast.



## FEATURES

### HOUSING

- Single wall aluminum housing.
- Sealed and gasketed for AIR-TITE™ installation with ceiling contact gasket pre-installed.
- Designed for insulated ceilings in direct contact with insulation. (May also be installed in Non-insulated ceilings).
- For installation from below the finished ceiling.
- Integral flange secures fixture against ceiling

### REMODEL SPRINGS

Four remodel clips secure housing and accommodate 1/2" and 5/8" ceiling material.

### SLIDE-N-SIDE™ JUNCTION BOX

- Seven 1/2" trade size conduit knockouts with true pry-out slots
- Slide-N-Side™ wire traps allow non metallic sheathed cable to be installed without tools and without removing knockouts.
- Accepts a wide range of non-metallic (type NM) sheathed cables - the standard cable types used in lighting in both U.S. and Canada.
  - Allows wiring connections to be made outside the junction box
  - Simply insert the cable directly into the trap after connections are made.
  - Accommodates the following standard non-metallic sheathed cable sizes:
    - (US) #14/2, #14/3, #12/2, #12/3
    - (Canada) #14/2, #14/3, #12/2

### SOCKET

G24q-3/GX24-3 socket for one 26W DTT\* - Double Twin Tube (Quad) or 26W TTT - Triple Twin Tube 4 pin lamp.

\*DTT lamp not listed for use with all trims. See trims for listings.

### LAMP

Compact Fluorescent lamp (by others). Generic Lamp Designations:

DTT-Double Twin Tube (Quad) (CFQ)

- CFQ26W/G24q 2700K
- CFQ26W/G24q 3000K
- CFQ26W/G24q 3500K
- CFQ26W/G24q 4100K

TTT-Triple Twin Tube (CFTR):

- CFTR26W/GX24q 2700K
- CFTR26W/GX24q 3000K
- CFTR26W/GX24q 3500K
- CFTR26W/GX24q 4100K

- 12,000 hour rated average life
- 82 CRI rated lamps provide excellent color and high visual comfort.
- Color temperature (warm to cool) options offer 2700K warm, 3000K medium-warm, 3500K medium-cool, and 4100K cool.

### ELECTRONIC DIMMING BALLAST

Models are provided with a 120V, 60 Hz, NPF, electronic fluorescent dimming ballast. The dimming ballast is rated for use with 26W Double Twin Tube or Triple Twin Tube (Triple Twin Tube lamp is preferred for best visual comfort). The ballast offers 100% to 15% nominal dimming range. Meets FCC Title 47 CFR Part 18 Consumer Level limits.

### LABELS

- UL/cUL Listed 1598 Luminaire
- UL/cUL Listed for Damp Location
- UL/cUL Listed for Wet Location, covered ceiling - with select trims
- UL/cUL Listed for Direct Contact with Insulation and combustible material
- UL/cUL Listed for Feed Through

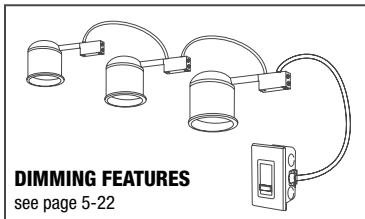
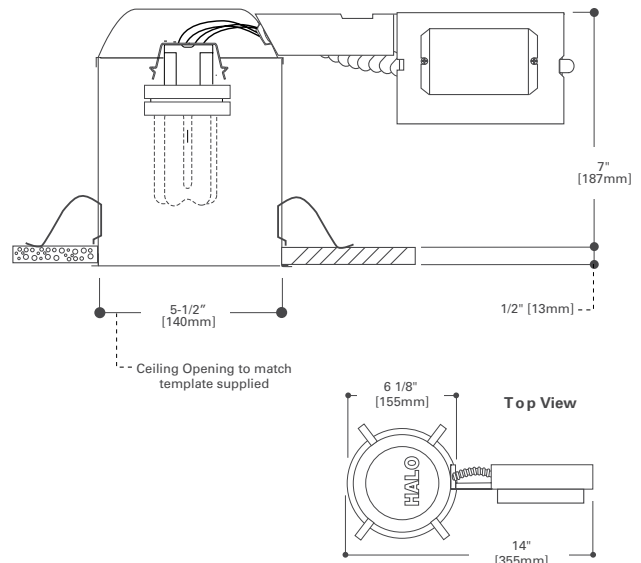
### QUALIFICATION

- ENERGY STAR®
- Can be used for State of California Title 24 High Efficacy Compliance
- Can be used for International Energy Conservation Code (IECC) - High Efficacy Compliance

### IC and AIR-TITE™

Certified under ASTM-E283 and listed UL/cUL 1598. May be used to meet insulated ceiling and restricted air-flow requirements such as:

- Washington State Energy Code
- International Energy Conservation Code (IECC)
- New York State Energy Conservation Construction Code (NY-ECCC)
- State of California Title 24 "Recessed Luminaires in Insulated Ceilings."



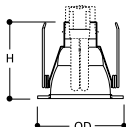
**DIMMING FEATURES**  
see page 5-22

# 5021

- Straight Precision Sided Trim Ring
- Torsion Springs pull trim tight to ceiling
- For use with 4-pin compact fluorescent lamps

H570ICAT	13W DTT or 13W TTT
H570RICAT	
H571ICAT	18W DTT or 18W TTT
H571RICAT	
H572ICAT	26W DTT or 26W TTT
H572RICAT	
H573ICAT1D	
H573RICAT1D	

DTT = Double Twin Tube, TTT = Triple Twin Tube



Height: 5" [127mm]  
Outside Diameter: 6-3/8" [162mm]

## Full Reflector



**5021RG**  
White Trim with Residential Gold Reflector

**5021H**  
White Trim with Haze Reflector

**5021SC**  
White Trim with Clear Specular Reflector



**5021SN**  
Satin Nickel Trim with Satin Nickel Reflector

**5021AC**  
Antique Copper Trim with Antique Copper Reflector

**5021TBZ**  
Tuscan Bronze Trim with Tuscan Bronze Reflector

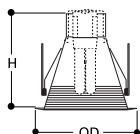
# ERT513

- Tapered self-flange trim ring
- Friction clip retention and torsion spring retention models
- High Gloss Appliance White Finish
- For use with 4-pin compact fluorescent lamps

H570ICAT	13W DTT or 13W TTT
H570RICAT	
H571ICAT	18W DTT or 18W TTT
H571RICAT	
H572ICAT	26W DTT or 26W TTT
H572RICAT	
H573ICAT1D	
H573RICAT1D	

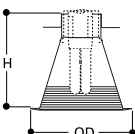
DTT = Double Twin Tube, TTT = Triple Twin Tube

**Torsion Spring model**



Height: 6-1/4" [159mm]  
Outside Diameter: 6-1/2" [165mm]

**Friction clip model**



Height: 6-1/4" [159mm]  
Outside Diameter: 6-1/2" [165mm]

## Metal Baffle



**ERT513WHT**  
Gloss White Trim with White Metal Baffle

**ERT513WHHTS**  
Gloss White Trim with White Metal Baffle and Torsion Springs

**ERT513**  
Gloss White Trim with Black Metal Baffle



**ERT513TS**  
Gloss White Trim with Black Metal Baffle and Torsion Springs

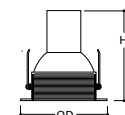
# 5016

- Straight Precision Sided Trim Ring
- Torsion Springs pull trim tight to ceiling
- For use with 4-pin compact fluorescent lamps

H570ICAT	13W DTT or 13W TTT
H570RICAT	
H571ICAT	18W DTT or 18W TTT
H571RICAT	
H572ICAT	26W DTT or 26W TTT
H572RICAT	
H573ICAT1D	
H573RICAT1D	

DTT = Double Twin Tube, TTT = Triple Twin Tube

## Coilex® Baffle with Reflector and Torsion Springs



Height: 6-3/4" [171mm]  
Outside Diameter: 6-3/8" [162mm]



**5016W**  
White Trim with White Baffle

**5016P**  
White Trim with Black Baffle

**5054**

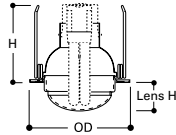
**Shower Light**



- Frosted glass dome shower light
- For use with 4-pin compact fluorescent lamps
- Wet location listed
- Non conductive, non corrosive polymer trim ring

H570ICAT	13W DTT or 13W TTT
H570RICAT	
H571ICAT	18W DTT or 18W TTT
H571RICAT	
H572ICAT	26W DTT or 26W TTT
H572RICAT	
H573ICAT1D	
H573RICAT1D	

DTT = Double Twin Tube, TTT = Triple Twin Tube



Height: 4-1/2" [114mm]  
Lens Height: 1-3/4" [45mm]  
Outside Diameter: 6-3/8" [162mm]



**5054PS**  
White Trim with Frosted Diffuser

**5054SNS**  
Satin Nickel Trim with Frosted Diffuser

**5054ACS**  
Antique Copper Trim with Frosted Diffuser



**5054TBZS**  
Tuscan Bronze Trim with Frosted Diffuser

**5051**

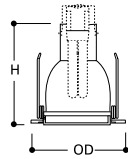
**Frosted Lens Shower Light**



- Straight precision sided trim ring
- Frosted albalite lens
- for use with 4-pin compact fluorescent lamps
- Wet location listed for use in showers

H570ICAT	13W DTT or 13W TTT
H570RICAT	
H571ICAT	18W DTT or 18W TTT
H571RICAT	
H572ICAT	26W DTT or 26W TTT
H572RICAT	
H573ICAT1D	
H573RICAT1D	

DTT = Double Twin Tube, TTT = Triple Twin Tube



Height: 5-9/16" [141mm]  
Outside Diameter: 6-7/16" [164mm]



**5051PS**  
White Trim with Frosted Lens

**ERT552**

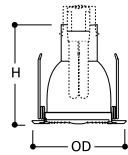
**Fresnel Lens Shower Light**




- Bevel edge Trim Ring
- Fresnel glass lens
- Wet location listed for use in showers

H570ICAT	13W DTT or 13W TTT
H570RICAT	
H571ICAT	18W DTT or 18W TTT
H571RICAT	
H572ICAT	26W DTT or 26W TTT
H572RICAT	
H573ICAT1D	
H573RICAT1D	

DTT = Double Twin Tube, TTT = Triple Twin Tube



Height: 5-1/2" [140mm]  
Outside Diameter: 6-1/2" [165mm]



**ERT552**  
White Trim with Fresnel Lens and Torsion Springs

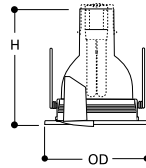
## 5030

- Straight precision sided trim ring
- Designed to spread light close to the ceiling to eliminate the "cave effect"
- For use with 4-pin compact fluorescent lamps.
- Provides a wash of light
- 360° rotation

H570ICAT	13W DTT or 13W TTT
H570RICAT	
H571ICAT	18W DTT or 18W TTT
H571RICAT	
H572ICAT	26W DTT or 26W TTT
H572RICAT	
H573ICAT1D	
H573RICAT1D	

DTT = Double Twin Tube, TTT = Triple Twin Tube

### Wall Wash with Baffle



Height: 6-13/16" [173mm]  
Outside Diameter: 6-1/4" [159mm]



**5030W**  
White Trim and Eyelid with  
White Baffle

**5030P**  
White Trim and Eyelid with  
Black Baffle

## OT500P

- Fits the new Halo H5 trim family "straight precision" style trim rings
- Oversize trim ring corrects for uneven ceiling cutout
- Adds 3/8" onto the trim flange
- Satin White plastic Ring

### Oversize Trim Ring



**OT500P**  
Oversize Trim Ring for "Straight Precision"  
sided Halpo H5 50xx family trims

## H573ICAT1D and H573RICAT1D Dimming Features

Features include:

- 100% to 15% nominal dimming range with compatible dimmers
- Standard wiring (2 wire plus ground, e.g. NM14/2 or NM12/2)
- 26W compact fluorescent 4-pin lamps
- Double Twin Quad Tube (DTT) or Triple Twin Tube (TTT) lamps - TTT lamps recommended for best lamp regression and trim compatibility. Check trim listings for lamp compatibility.



**HALO**  
H573ICAT1D and H573RICAT1D  
Housings with dimming ballast

### Dimming Models

	Aperture	Wattage/Type	Generic Lamp ID	Color Temp
<b>New Construction</b>				
<b>H573ICAT1D</b>	5"	26W DTT Quad	CFQ26W/G24q	/827/830/835/841
		26W TTT Triple	CFTR26W/Gx24q	/827/830/835/841
<b>Remodel</b>				
<b>H573RICAT1D</b>	5"	26W DTT Quad	CFQ26W/G24q	/827/830/835/841
		26W TTT Triple	CFTR26W/Gx24q	/827/830/835/841

Dimmer rated for phase controlled fluorescent (by others). One dimmer can control multiple fixtures (see dimmer for rating).



Standard Residential Wiring 120V, 60Hz (2-wire plus ground)

### Dimmer Application Notes

- Select dimmers rated for phase controlled fluorescent dimming ballasts. (Dimmer compatible with AmbiStar® fluorescent dimming ballast or similar.)
- 120V, 60 Hz standard 2-wire plus ground wiring.
- Consult dimmer manufacturer for maximum dimmer load.
- Fluorescent dimming may vary from incandescent dimming. Performance results may vary based upon dimmer model, manufacturer and circuit wiring.
- Contact dimmer manufacturer for compatible product selection.

\*AmbiStar is a registered trademark of Philips Advance.



# Standard Compact Fluorescent Dimmers by **COOPER** Wiring Devices



**Aspire Smart Dimmer Master - 9580\***  
Single Pole / Multi-location, 1000VA Fluorescent



**Aspire Slide Dimmer - 9568\***  
Single-Pole / 3-Way, 8A Fluorescent

**Available Color Options**



**Accell - AF10**  
Smart Dimmer Master, Fluorescent, 1000W




**Devine - DF8AP**  
Single-Pole / 3-Way, 8A Fluorescent, Slide Dimmer



**Skye - SF8AP**  
Single-Pole / 3-Way, 8A Fluorescent, Full Slide Dimmer

**Available Color Options**



• Cooper Wiring Devices CFL compatible dimmers are illustrated for reference.  
• For product selection, ordering information and where to purchase contact Cooper Wiring Devices at [www.cooperwiringdevices.com](http://www.cooperwiringdevices.com).




2010 Southern Living Idea House; Senoia, GA  
 Builder: John Bynum Custom House, Inc.  
 Photography: Charles Plant, Creative Services



**Slide-N-Side™**

Pre-installed tool-less strain relief which eliminates purchase of additional connectors



**GOT NAIL!**  
 Ready for Installation

Precisely aligned pre-installed nails



**Pass-N-Thru™**  
 Hanger Bars

Pass-N-Thru bar hangers can be shortened for use in joist spans of less than 12 in.



**air gate™**

Pre-installed gasket prevents airflow between attic and living areas



**Quick Connect™**

Pre-installed wiring connectors

**HALO®**  
 Recessed Lighting

HALO® products hold up to rigorous performance standards for consistent color, long life, high efficacy and delivered lumens.





# 6"

LED .....	6-2
Incandescent .....	6-14
Low Voltage .....	6-78
Compact Fluorescent .....	6-82
Slope Ceiling .....	6-102
Commerical Grade Incandescent.....	6-112



# H750ICAT

## 6" Aperture, New Construction, ICAT High Efficacy LED Housing

The H750ICAT is a dedicated LED new construction housing to be used with HALO H7 Collection 600 Series and 900 Series LED modules. The H750ICAT is designed for insulated ceilings and can be in direct contact with ceiling insulation. This AIR-TITE™ housing design prevents airflow between attic and living areas and saves on both heating and air conditioning costs. The H750ICAT connector system provides high efficacy code compliance when used with HALO H7 Collection LED modules.



### FEATURES

#### HOUSING

- Single wall aluminum housing.
- Openings are gasketed for AIR-TITE installation.
- Designed for insulated ceilings in direct contact with insulation. (May also be installed in non-insulated ceilings.)

#### PLASTER FRAME

- Galvanized steel die-formed construction.
- Housing adjusts in plaster frame to accommodate up to 1" ceiling thickness.
- Plaster frame features include:
  - Patented regressed locking screw positioned for securing hanger bars from below the ceiling.
  - Cutouts for easily crimping hanger bars in position.
  - AIR-TITE aperture gasket is pre-installed.
  - HALO identity embossed on plaster frame.

#### Got NAIL!™ Pass-N-Thru™ BAR HANGERS

- Pre-installed nail easily installs in regular lumber, engineered lumber and laminated beams.
- Safety and guidance system prevents snagging, ensures smooth straight nail penetration and allows bar hangers to be easily removed if necessary.
- Automatic levelling flange aligns the housing and lets you hold the housing in place with one hand while driving nails.
- Housing can be positioned at any point within 24" joist span.
- Pass-N-Thru™ feature allows bar hangers to be shortened without removing from plaster frame.
- Score lines allow "tool-less" shortening for 12" joists.
- Bar hangers may be repositioned 90°.
- Integral T-bar clip snaps onto T-bars - no additional clips required.

#### SLIDE-N-SIDE™ JUNCTION BOX

- Positioned to accommodate straight conduit runs
- Seven 1/2" trade size conduit knockouts with true pry-out slots
- Slide-N-Side™ wire traps allow non metallic sheathed cable to be installed without tools and without removing knockouts.
- Accepts a wide range of non-metallic (type NM) sheathed cables - the standard cable types used in lighting in both U.S. and Canada.
  - Allows wiring connections to be made outside the junction box
  - Simply insert the cable directly into the trap after connections are made.
  - Accommodates the following standard non-metallic sheathed cable sizes: (US) #14/2, #14/3, #12/2, #12/3 (Canada) #14/2, #14/3, #12/2
- Three Quick-connect push type wire connectors included.

#### "QUICK CONNECT" CONNECTORS

Three quick connect wiring connectors included.

#### LED CONNECTION

- Halo LED ML706 600 Series and ML709 900 Series modules simply install with a plug-in 120V line voltage wiring connector (UL and CSA Listed Luminaire Disconnect).
- This non-screw-base connection preserves the high efficacy rating and prevents use of low efficacy incandescent sources.

#### LABELS

- UL/cUL Listed 1598 Luminaire
- UL/cUL Listed for Damp Location
- UL/cUL Listed for Wet Location, covered ceiling
- UL/cUL listed for Feed Through
- UL/cUL listed for Direct Contact with Insulation and combustible material
- Rated for 15W maximum

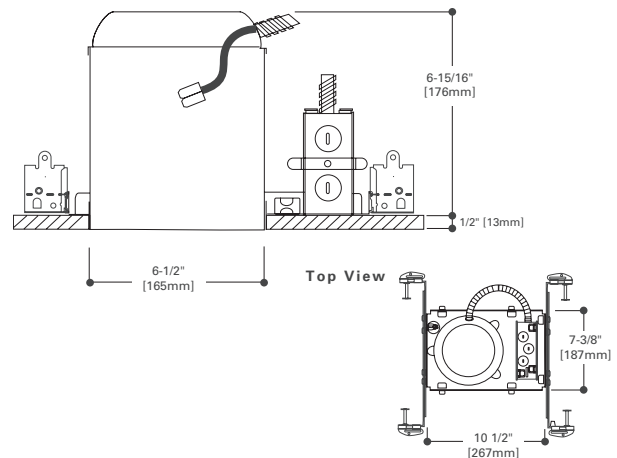
#### COMPLIANCE

- Use with designated LED modules and trims for ENERGY STAR® qualification.
- Can be used for State of California Title 24 high efficacy compliance with designated LED Modules and Trims.
- Can be used for International Energy Conservation Code (IECC) high efficacy compliance with designated LED Modules and Trims.
- Refer to specification sheets online for compliance information.

#### IC and AIR-TITE™

Certified under ASTM-E283 and listed UL/cUL 1598. May be used to meet insulated ceiling and restricted air-flow requirements such as:

- Washington State Energy Code
- International Energy Conservation Code (IECC)
- New York State Energy Conservation Construction Code (NY-ECCC)
- State of California Title 24 "Recessed Luminaires in Insulated Ceilings."



## 6" Aperture, Remodel, ICAT High Efficacy LED Housing

The H750RICAT is a dedicated LED Remodel housing to be used with Halo H7 Collection 600 Series and 900 Series LED modules. The H750RICAT is designed for remodel applications in insulated ceilings and can be in direct contact with ceiling insulation. This AIR-TITE™ housing design prevents airflow between attic and living areas and saves on both heating and air conditioning costs. The H750RICAT LED connector system provides High Efficacy code compliance when used with HALO H7 Collection 600 Series and 900 Series LED modules.



## FEATURES

### HOUSING

- Single wall aluminum housing.
- Openings are gasketed for AIR-TITE installation.
- Designed for insulated ceilings in direct contact with insulation. (May also be installed in non-insulated ceilings.)
- For installation from below the finished ceiling. Integral flange secures fixture against ceiling.

### REMODEL SPRINGS

Four remodel clips secure housing and accommodate 1/2" and 5/8" ceiling material.

### SLIDE-N-SIDE™ JUNCTION BOX

- Seven 1/2" trade size conduit knockouts with true pry-out slots
- Slide-N-Side™ wire traps allow non metallic sheathed cable to be installed without tools and without removing knockouts.
- Accepts a wide range of non-metallic (type NM) sheathed cables - the standard cable types used in lighting in both U.S. and Canada.
  - Allows wiring connections to be made outside the junction box
  - Simply insert the cable directly into the trap after connections are made.
  - Accommodates the following standard non-metallic sheathed cable sizes: (US) #14/2, #14/3, #12/2, #12/3 (Canada) #14/2, #14/3, #12/2
- Three Quick-connect push type wire connectors included.

### "QUICK CONNECT" CONNECTORS

Three quick connect wiring connectors included.

### LED CONNECTION

- Halo LED ML706 600 Series and ML709 900 Series modules simply install with a plug-in 120V line voltage wiring connector (UL and CSA Listed Luminaire Disconnect).
- This non-screw-base connection preserves the high efficacy rating and prevents use of low efficacy incandescent sources.

### LABELS

- UL/cUL Listed 1598 Luminaire
- UL/cUL Listed for Damp Location
- UL/cUL Listed for Wet Location, covered ceiling
- UL/cUL listed for Feed Through
- UL/cUL listed for Direct Contact with Insulation and combustible material
- Rated for 15W maximum

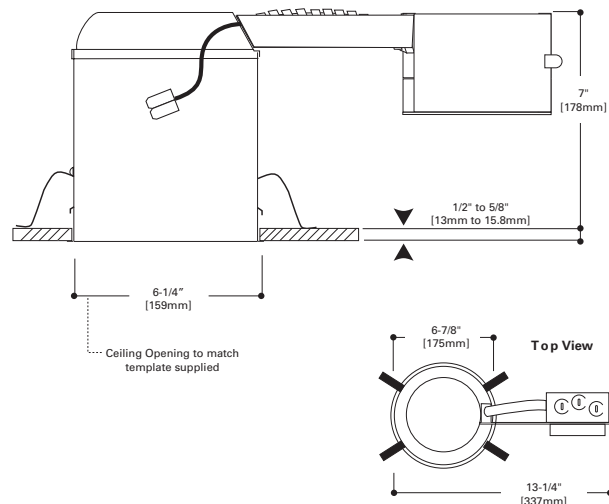
### COMPLIANCE

- Use with designated LED modules and trims for ENERGY STAR® qualification.
- Can be used for State of California Title 24 high efficacy compliance with designated LED Modules and Trims.
- Can be used for International Energy Conservation Code (IECC) high efficacy compliance with designated LED Modules and Trims.
- Refer to specification sheets online for compliance information.

### IC and AIR-TITE™

Certified under ASTM-E283 and listed UL/cUL 1598. May be used to meet insulated ceiling and restricted air-flow requirements such as:


- Washington State Energy Code
- International Energy Conservation Code (IECC)
- New York State Energy Conservation Construction Code (NY-ECCC)
- State of California Title 24 "Recessed Luminaires in Insulated Ceilings."



# H750T

## 6" Aperture, New Construction, Non-IC, AIR-TITE™ High Efficacy LED Housing

The H750T is a dedicated LED new construction housing to be used with HALO H7 Collection 600 Series and 900 Series LED modules. The H750T is designed for non-insulated ceilings. If insulation is present it must be kept three inches from all sides of the housing. This AIR-TITE™ housing design prevents airflow between plenum and conditioned spaces and saves on both heating and air conditioning costs. The H750T LED connector system provides high efficacy code compliance when used with HALO H7 Collection LED modules.



### FEATURES

#### HOUSING

- Single wall aluminum housing with white semi-gloss paint finish.
- Openings are gasketed for AIR-TITE installation.

#### PLASTER FRAME

- Galvanized steel die-formed construction.
- Housing adjusts in plaster frame to accommodate up to 1" ceiling thickness.
- Plaster frame features include:
  - Patented regressed locking screw positioned for securing hanger bars from below the ceiling.
  - Cutouts for easily crimping hanger bars in position.
  - AIR-TITE aperture gasket is pre-installed.
  - HALO identity embossed on plaster frame.

#### Got NAIL!™ Pass-N-Thru™ BAR HANGERS

- Pre-installed nail easily installs in regular lumber, engineered lumber and laminated beams.
- Safety and guidance system prevents snagging, ensures smooth straight nail penetration and allows bar hangers to be easily removed if necessary.
- Automatic levelling flange aligns the housing and lets you hold the housing in place with one hand while driving nails.
- Housing can be positioned at any point within 24" joist span.
- Pass-N-Thru™ feature allows bar hangers to be shortened without removing from plaster frame.
- Score lines allow "tool-less" shortening for 12" joists.
- Bar hangers may be repositioned 90°.
- Integral T-bar clip snaps onto T-bars - no additional clips required.

#### SLIDE-N-SIDE™ JUNCTION BOX

- Positioned to accommodate straight conduit runs
- Seven 1/2" trade size conduit knockouts with true pry-out slots
- Slide-N-Side™ wire traps allow non metallic sheathed cable to be installed without tools and without removing knockouts.
- Accepts a wide range of non-metallic (type NM) sheathed cables - the standard cable types used in lighting in both U.S. and Canada.
  - Allows wiring connections to be made outside the junction box
  - Simply insert the cable directly into the trap after connections are made.
  - Accommodates the following standard non-metallic sheathed cable sizes: (US) #14/2, #14/3, #12/2, #12/3 (Canada) #14/2, #14/3, #12/2
- Three Quick-connect push type wire connectors included.

#### "QUICK CONNECT" CONNECTORS

Three quick connect wiring connectors included.

#### LED CONNECTION

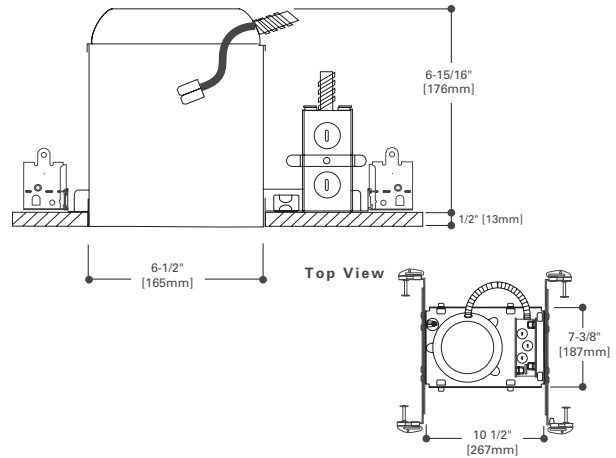
- Halo H7 Collection LED modules simply install with a plug-in line voltage wiring connector (UL and CSA Listed Luminaire Disconnect).
  - 120V - ML706 600 Series and ML709 900 Series
- This non-screw-base connection preserves the high efficacy rating and prevents use of low efficacy incandescent sources.

#### LABELS

- UL/cUL Listed 1598 Luminaire
- UL/cUL Listed for Damp Location
- UL/cUL Listed for Wet Location, covered ceiling
- UL/cUL listed for Feed Through
- Rated for 15W maximum

#### COMPLIANCE

- Use with designated LED modules and trims for ENERGY STAR® qualification.
- Can be used for State of California Title 24 high efficacy compliance with designated LED Modules and Trims.
- Can be used for International Energy Conservation Code (IECC) high efficacy compliance with designated LED Modules and Trims.
- Certified Under ASTM-E283 standard for air tight construction
- Refer to specification sheets online for compliance information.



## 6" Aperture, New Construction or Remodel, Non-IC, Chicago Plenum rated High Efficacy LED Housing

The H750TCP is a dedicated LED new construction/remodel Non-IC housing to be used with HALO H7 Collection 600 Series and 900 Series LED modules. The H750TCP is designed for Chicago Plenum ceilings. Insulation must be kept a minimum of 3 inches from all sides of housing. The H750TCP LED connector system provides High Efficacy code compliance when used with HALO LED modules.



### FEATURES

#### HOUSING

- Single wall aluminum housing with white semi-gloss paint finish.
- Constructed and gasketed to meet Chicago CCEA requirements.

#### PLASTER FRAME

- "Boat Shaped" plaster frame design for new construction or remodel in existing ceilings.
- Galvanized steel die-formed construction.
- Housing adjusts in plaster frame to accommodate up to 1" ceiling thickness.

#### BAR HANGERS

- Bar hangers overlap for housing adjustment within joist spans.
- Crimp tabs on plaster frame lock bars into position.
- Optional TB-7 T-bar clips secure bar hangers to suspended grid ceilings.

#### JUNCTION BOX

- Positioned to accommodate straight conduit runs.
- Seven 1/2" trade size conduit knockouts with true pry-out slots.

#### "QUICK CONNECT" CONNECTORS

Three quick connect wiring connectors included.

#### LED CONNECTION

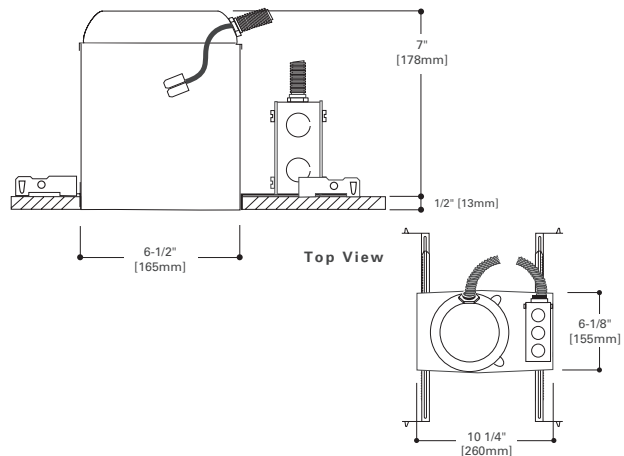
- Halo H7 Collection LED modules simply install with a plug-in line voltage wiring connector (UL and CSA Listed Luminaire Disconnect).  
- 120V - ML706 600 Series and ML709 900 Series
- This non-screw-base connection preserves the high efficacy rating and prevents use of low efficacy incandescent sources.

#### LABELS

- UL/cUL Listed 1598 Luminaire
- UL/cUL Listed for Damp Location
- UL/cUL Listed for Wet Location, covered ceiling
- UL/cUL listed for Feed Through
- Rated for 15W maximum

#### COMPLIANCE

- Use with designated LED modules and trims for ENERGY STAR® qualification.
- Can be used for International Energy Conservation Code (IECC) high efficacy compliance with designated LED Modules and Trims.
- City of Chicago Plenum Listing
- Certified Under ASTM-E283 standard for air tight construction





# H750TD010

## 6" Aperture, New Construction, Non-IC High Efficacy LED Housing, for Halo 1200 Series LED module

The H750TD010 is a dedicated LED new construction housing to be used with HALO LED ML712x 1200 Series of LED modules with 0-10V DC dimming capability. The H750TD010 is designed for non-insulated ceilings and 0-10V DC dimming (2 - low voltage control wires included). If insulation is present it must be kept three inches from all sides of the housing. The H750TD010 LED connector system provides high efficacy code compliance as a non-screw base, for connection with Cooper Lighting's HALO LED modules and designated trims.



### FEATURES

#### HOUSING

- Single wall aluminum housing with white semi-gloss paint finish.

#### PLASTER FRAME

- Galvanized steel die-formed construction.
- Housing adjusts in plaster frame to accommodate up to 1" ceiling thickness.
- Plaster frame features include:
  - Patented regressed locking screw positioned for securing hanger bars from below the ceiling.
  - Cutouts for easily crimping hanger bars in position.
  - HALO identity embossed on plaster frame.

#### Got NAIL!™ Pass-N-Thru™ BAR HANGERS

- Pre-installed nail easily installs in regular lumber, engineered lumber and laminated beams.
- Safety and guidance system prevents snagging, ensures smooth straight nail penetration and allows bar hangers to be easily removed if necessary.
- Automatic levelling flange aligns the housing and lets you hold the housing in place with one hand while driving nails.
- Housing can be positioned at any point within 24" joist span.
- Pass-N-Thru™ feature allows bar hangers to be shortened without removing from plaster frame.
- Score lines allow "tool-less" shortening for 12" joists.
- Bar hangers may be repositioned 90°.
- Integral T-bar clip snaps onto T-bars - no additional clips required.

#### SLIDE-N-SIDE™ JUNCTION BOX

- Separate compartment for 0-10V DC low voltage dimming connections.
- Positioned to accommodate straight conduit runs
- Seven 1/2" trade size conduit knockouts with true pry-out slots
- Slide-N-Side™ wire traps allow non metallic sheathed cable to be installed without tools and without removing knockouts.
- Accepts a wide range of non-metallic (type NM) sheathed cables - the standard cable types used in lighting in both U.S. and Canada.
  - Allows wiring connections to be made outside the junction box
  - Simply insert the cable directly into the trap after connections are made.
  - Accommodates the following standard non-metallic sheathed cable sizes: (US) #14/2, #14/3, #12/2, #12/3 (Canada) #14/2, #14/3, #12/2

#### "QUICK CONNECT" CONNECTORS

Three quick connect wiring connectors included.

### LED CONNECTION

#### POWER:

- Halo LED modules simply install with a plug-in line voltage wiring connector (UL and CSA Listed Luminaire Disconnect).
- This non-screw-base connection preserves the high efficacy rating and prevents use of low efficacy incandescent sources.

#### DIMMING:

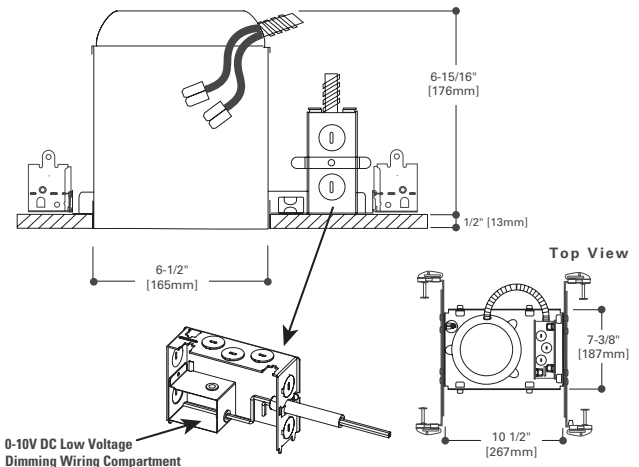
- Compatible with Halo 1200 Series LED modules.
- The housing is pre-wired with two low voltage DC control wires - color coded violet and gray - for connection to 0-10V DC low voltage dimming controls.
- The Halo 1200 Series LED module's 0-10V DC dimming connector simply plugs into the pre-wired connector provided in the housing.

#### LABELS

- UL/cUL Listed 1598 Luminaire
- UL/cUL Listed for Damp Location
- UL/cUL Listed for Wet Location, covered ceiling
- UL/cUL listed for Feed Through
- Rated for 25W maximum

#### COMPLIANCE

- Use with designated LED modules and trims for ENERGY STAR® qualification.
- Can be used for State of California Title 24 high efficacy compliance with designated LED Modules and Trims.
- Can be used for International Energy Conservation Code (IECC) high efficacy compliance with designated LED Modules and Trims.
- Refer to specification sheets online for compliance information.



**6" Aperture, Remodel, Non-IC**  
**High Efficacy LED Housing, for Halo 1200 Series LED modules**

The H750RTD010 is a dedicated LED Remodel housing to be used with Halo LED ML712x 1200 Series of LED modules with 0-10V DC dimming capability. The H750RTD010 is designed for remodel applications in non-insulated ceilings and 0-10V DC dimming (2 - low voltage control wires included). If insulation is present it must be kept three inches from all sides of housing. The H750RTD010 LED connector system provides High Efficacy code compliance as a non-screwbase, for connection with LED modules and designated trims.



## FEATURES

### HOUSING

- Single wall aluminum housing with white semi-gloss paint finish.
- For installation from below the finished ceiling. Integral flange secures fixture against ceiling.

### REMODEL SPRINGS

Four remodel clips secure housing and accommodate 1/2" and 5/8" ceiling material.

### SLIDE-N-SIDE™ JUNCTION BOX

- Separate compartment for 0-10V DC low voltage dimming connections.
- Seven 1/2" trade size conduit knockouts with true pry-out slots
- Slide-N-Side™ wire traps allow non metallic sheathed cable to be installed without tools and without removing knockouts.
- Accepts a wide range of non-metallic (type NM) sheathed cables - the standard cable types used in lighting in both U.S. and Canada.
  - Allows wiring connections to be made outside the junction box
  - Simply insert the cable directly into the trap after connections are made.
  - Accommodates the following standard non-metallic sheathed cable sizes: (US) #14/2, #14/3, #12/2, #12/3 (Canada) #14/2, #14/3, #12/2

### "QUICK CONNECT" CONNECTORS

Three quick connect wiring connectors included.

### LED CONNECTION

#### POWER:

- Halo LED modules simply install with a plug-in line voltage wiring connector (UL and CSA Listed Luminaire Disconnect).
- This non-screw-base connection preserves the high efficacy rating and prevents use of low efficacy incandescent sources.

#### DIMMING:

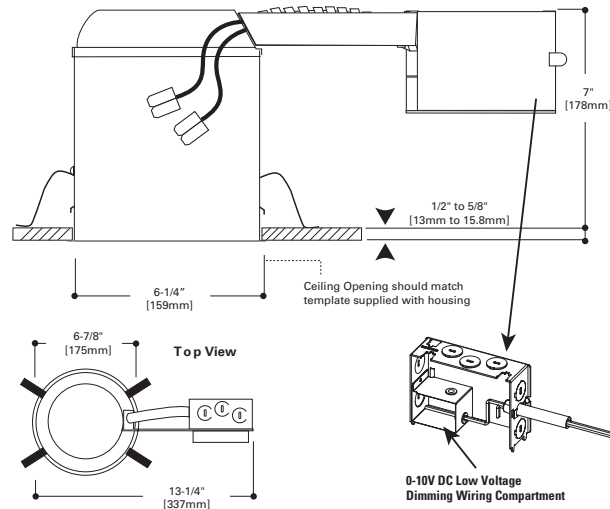
- Compatible with Halo 1200 Series LED modules.
- The housing is pre-wired with two low voltage DC control wires - color coded violet and gray - for connection to 0-10V DC low voltage dimming controls.
- The Halo 1200 Series LED module's 0-10V DC dimming connector simply plugs into the pre-wired connector provided in the housing.

### LABELS

- UL/cUL Listed 1598 Luminaire
- UL/cUL Listed for Damp Location
- UL/cUL Listed for Wet Location, covered ceiling
- UL/cUL listed for Feed Through
- UL/cUL listed for Direct Contact with Insulation and combustible material
- Rated for 15W maximum

### COMPLIANCE

- Use with designated LED modules and trims for ENERGY STAR® qualification.
- Can be used for State of California Title 24 high efficacy compliance with designated LED Modules and Trims.
- Can be used for International Energy Conservation Code (IECC) high efficacy compliance with designated LED Modules and Trims.
- Refer to specification sheets online for compliance information.





# H750TCPD010

Sustainable Design

**6" Aperture, New Construction or Remodel, Non-IC, Chicago Plenum rated High Efficacy LED Housing, for Halo 1200 Series LED modules**

The H750TCPD010 is a dedicated LED new construction/remodel Non-IC housing to be used with HALO H7 Collection LED ML712x 1200 Series of LED modules and 0-10V DC dimming (2-low voltage control wires included). The H750TCPD010 is designed for Chicago Plenum ceilings. Insulation must be kept a minimum of 3 inches from all sides of housing. The H750TCP LED connector system provides High Efficacy code compliance when used with HALO LED module.



## FEATURES

### HOUSING

- Single wall aluminum housing with white semi-gloss paint finish.
- Constructed and gasketed to meet Chicago CCEA requirements.

### PLASTER FRAME

- "Boat Shaped" plaster frame design for new construction or remodel in existing ceilings.
- Galvanized steel die-formed construction.
- Housing adjusts in plaster frame to accommodate up to 1" ceiling thickness.

### BAR HANGERS

- Bar hangers overlap for housing adjustment within joist spans.
- Crimp tabs on plaster frame lock bars into position.
- Optional TB-7 T-bar clips secure bar hangers to suspended grid ceilings.

### JUNCTION BOX

- Separate compartment for 0-10V DC low voltage dimming connections.
- Positioned to accommodate straight conduit runs.
- Seven 1/2" trade size conduit knockouts with true pry-out slots.

### "QUICK CONNECT" CONNECTORS

Three quick connect wiring connectors included.

### LED CONNECTION

#### POWER:

- Halo LED modules simply install with a plug-in line voltage wiring connector (UL and CSA Listed Luminaire Disconnect).
- This non-screw-base connection preserves the high efficacy rating and prevents use of low efficacy incandescent sources.

#### DIMMING:

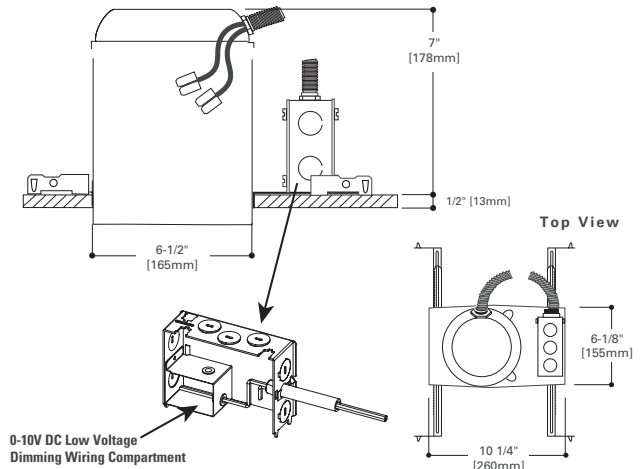
- Compatible with Halo 1200 Series LED modules.
- The housing is pre-wired with two low voltage DC control wires - color coded violet and gray - for connection to 0-10V DC low voltage dimming controls.
- The Halo 1200 Series LED module's 0-10V DC dimming connector simply plugs into the pre-wired connector provided in the housing.

### LABELS

- UL/cUL Listed 1598 Luminaire
- UL/cUL Listed for Damp Location
- UL/cUL Listed for Wet Location, covered ceiling
- UL/cUL listed for Feed Through
- Rated for 25W maximum

### COMPLIANCE

- Use with designated LED modules and trims for ENERGY STAR® qualification.
- Can be used for International Energy Conservation Code (IECC) high efficacy compliance with designated LED Modules and Trims.
- City of Chicago Plenum Listing
- Certified Under ASTM-E283 standard for air tight construction
- Refer to specification sheets online for compliance information.





# ML706 - 600 Series LED Module



## 6" LED Module, New Construction or Retrofit

Available in 2700°K, 3000°K, 3500°K and 4000°K Correlated Color Temperatures

The Halo LED ML7068xx modules are designed for retrofit applications with an Edison screw base adapter (included with the module) for use in many existing housings OR may also be used in new construction with the LED dedicated housing Series H750x. Halo LED 600 Series modules exceed the light output of 65W BR30 lamps; and the 600 Series offers selection of four color temperatures: 2700K, 3000K, 3500K, 4000K. Halo LED module and trim combination offers a superior optical design that yields productive beam lumens, good cutoff and low glare.



HALO<sup>®</sup>

## FEATURES

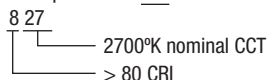
Exceeds the light output and distribution of a 65W BR30 incandescent lamp or an 18W compact fluorescent luminaire (lamp and reflector trim), while consuming less than 14 watts.

### DIMMING

- The HALO LED 600 Series luminaire is dimmable to 15% with standard 120V electronic low voltage dimmers (recommended), incandescent or magnetic low voltage dimmers; and dims to 5% using dimmers with low end trim adjustment.
- Standard incandescent dimmers require a minimum load of typically over 40 watts on the circuit for full range dimming performance (four LED modules).
- For dimming with digital (smart) multi-location dimmers or when dimming fewer than four LED modules, electronic low voltage dimmers are required (ELV dimmers need a neutral connection in the wallbox).
- Refer to dimming application notes and to dimmer manufacturers for compatibility.

### COLOR SPECIFICATION & QUALITY STANDARDS

- Halo employs a tight chromaticity specification and LED color binning process to ensure LED color uniformity, sustainable Color Rendering Index (CRI) and Correlated Color Temperature (CCT) consistency over the useful life of the LED
- Halo LED chromaticity specification exceeds ENERGY STAR<sup>®</sup> SSL color standards (as per ANSI C78.377-2008).
- Every Halo LED Module is quality tested and performance measured on the production line, and then serialized to register lumens, wattage, CRI and CCT
- Halo LED's serialized testing and measurement process further ensures color and lumen consistency to meet stringent Cooper Lighting specifications and exceed ENERGY STAR<sup>®</sup> SSL standards
- Halo LED Modules and light engines include color designation in the model number
- Example: ML706827



### OPTICAL DESIGN

Halo LED trims optical design yields productive beam lumens, 50° cutoff, and low glare.

### COMPATIBILITY\*

The Halo ML7068xx LED modules are designed for use in the dedicated H750x series housings OR for retrofit applications in most existing Halo, ALL-PRO<sup>™</sup> and other housings. The Halo 600 Series LED modules are designed for use in either IC (insulated ceiling) or non-IC construction.

### SCREW BASE ADAPTER

- Edison screw-base adapter supplied with module allows simple wiring connection to existing housing.
- Replacement adapter, order model: HE26LED

### MODULE CONSTRUCTION

Durable die-cast and extruded aluminum construction conducts heat away from the LED keeping the junction temperatures below specified maximums even when installed in insulated ceiling environments.

### AIR-TITE<sup>™</sup> RATING

The Halo LED module has passed restricted air flow testing, and qualifies any housing to meet air-tight building codes. Certified under ASTM-E283 standards.

### LED DRIVER

The LED module is controlled by a high efficiency driver with a power factor of >.90 at an input power of 120V, 50/60Hz. Driver has integral thermal protection in the event of over temperature or internal failure.

### LED MODULE IN NEW OR EXISTING CONSTRUCTION - HOUSINGS OTHER THAN HALO OR ALL-PRO

If used in recessed housings other than Halo or All-Pro the Cooper Lighting warranty applies to the LED Module and Trim only. As with any electrical installation, a qualified electrician must ensure compatibility of use with a particular housing; this includes all applicable national and local electrical and building codes. Installer is responsible to securely retain the LED Module and Trim in a housing at time of installation.

### LABELS

- UL/cUL Listed

### COMPLIANCE

Can be used to meet the following requirements:

- ENERGY STAR<sup>®</sup> qualification with designated LED trims.
- State of California Title 24 High Efficacy Compliance with designated trims.
- International Energy Conservation Code (IECC) High Efficacy Compliance with designated trims.

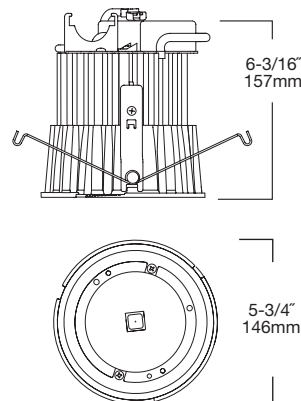
### IC and AIR-TITE<sup>™</sup>

Certified under ASTM-E283 and listed UL/cUL 1598. May be used to meet insulated ceiling and restricted air-flow requirements such as:

- Washington State Energy Code
- International Energy Conservation Code (IECC)
- New York State Energy Conservation Construction Code (NY-ECCC)
- State of California Title 24 "Recessed Luminaires in Insulated Ceilings."

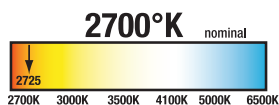


Qualified and Compliant with designated LED modules and trims. Refer to specification sheets online for compliance information. [www.cooperlighting.com](http://www.cooperlighting.com)



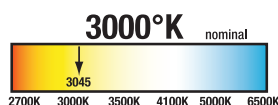
### ML706827

6" LED Module, 2700°K



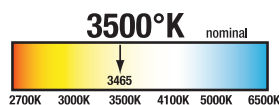
### ML706830

6" LED Module, 3000°K



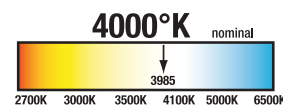
### ML706835

6" LED Module, 3500°K



### ML706840

6" LED Module, 4000°K



LED

Recessed Downlighting  
ML706 - 600 Series LED Module

6"



# ML709 - 900 Series LED Module

## 6" LED Module, New Construction or Retrofit

Available in 2700°K, 3000°K, 3500°K and 4000°K Correlated Color Temperatures

The Halo LED ML7098xxICAT120D modules are designed for retrofit applications with an Edison screw base adapter (included with the module) for use in many compatible existing housings OR may also be used in new construction with the LED dedicated housing Series H750x. Halo LED 900 Series modules exceed the light output of 75W PAR30 or 85W BR40 lamps; and the 900 Series offers a selection of four color temperatures: 2700K, 3000K, 3500K and 4000K. Halo LED module and trim combination offers a superior optical design that yields productive beam lumens, good cutoff and low glare.

### FEATURES

Exceeds the light output and distribution of a 75W PAR30, 75W PAR38, or 85W BR40 lamp, or a 26W compact fluorescent luminaire (lamp and reflector trim), while consuming less than 15 watts.

#### DIMMING

- The HALO LED 900 Series luminaire is dimmable to 15% with standard 120V electronic low voltage dimmers (recommended), incandescent or magnetic low voltage dimmers; and dims to 5% using dimmers with low end trim adjustment.
- Standard incandescent dimmers require a minimum load of typically over 40 watts on the circuit for full range dimming performance (four LED modules).
- For dimming with digital (smart) multi-location dimmers or when dimming fewer than four LED modules, electronic low voltage dimmers are required (ELV dimmers need a neutral connection in the wallbox).
- Refer to dimming application notes and to dimmer manufacturers for compatibility.

#### COLOR SPECIFICATION & QUALITY STANDARDS

- Halo employs a tight chromaticity specification and LED color binning process to ensure LED color uniformity, sustainable Color Rendering Index (CRI) and Correlated Color Temperature (CCT) consistency over the useful life of the LED
- Halo LED chromaticity specification exceeds ENERGY STAR® SSL color standards (as per ANSI C78.377-2008).
- Every Halo LED Module is quality tested and performance measured on the production line, and then serialized to register lumens, wattage, CRI and CCT
- Halo LED's serialized testing and measurement process further ensures color and lumen consistency to meet stringent Cooper Lighting specifications and exceed ENERGY STAR® SSL standards
- Halo LED Modules and light engines include color designation in the model number
- Example: ML709827ICAT120D



#### OPTICAL DESIGN

Halo LED trims optical design yields productive beam lumens, 50° cutoff, and low glare.

#### COMPATIBILITY\*

The Halo ML7098xxICAT120D LED modules are designed for use in the dedicated H750x series housings OR for retrofit applications in most existing Halo or ALL-PRO™ and other compatible housings. The Halo LED module is designed for use in either IC (insulated ceiling) or non-IC construction.

#### SCREW BASE ADAPTER

- Edison screw-base adapter supplied with module allows simple wiring connection to existing housing.
- Replacement adapter, order model: HE26LED

#### MODULE CONSTRUCTION

Durable die-cast and extruded aluminum construction conducts heat away from the LED keeping the junction temperatures below specified maximums even when installed in insulated ceiling environments.

#### AIR-TITE™ RATING

The Halo LED module has passed restricted air flow testing, and qualifies any housing to meet air-tight building codes. Certified under ASTM-E283 standards.

#### LED DRIVER

The LED module is controlled by a high efficiency driver with a power factor of >.90 at an input power of 120V, 50/60Hz. Driver has integral thermal protection in the event of over temperature or internal failure.

#### LED MODULE IN NEW OR EXISTING CONSTRUCTION - HOUSINGS OTHER THAN HALO OR ALL-PRO

If used in recessed housings other than Halo or All-Pro the Cooper Lighting warranty applies to the LED Module and Trim only. As with any electrical installation, a qualified electrician must ensure compatibility of use with a particular housing;

this includes all applicable national and local electrical and building codes. Installer is responsible to securely retain the LED Module and Trim in a housing at time of installation.

#### LABELS

- UL/cUL Listed

#### COMPLIANCE

Can be used to meet the following requirements:

- ENERGY STAR® qualification with designated LED trims.
- State of California Title 24 High Efficacy Compliance with designated trims.
- International Energy Conservation Code (IECC) High Efficacy Compliance with designated trims.

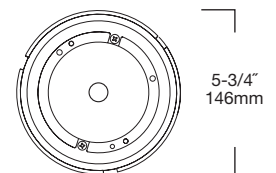
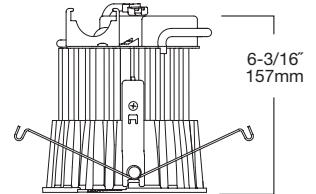
#### IC and AIR-TITE™

Certified under ASTM-E283 and listed UL/cUL 1598. May be used to meet insulated ceiling and restricted air-flow requirements such as:

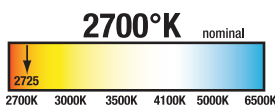
- Washington State Energy Code
- International Energy Conservation Code (IECC)
- New York State Energy Conservation Construction Code (NY-ECCC)
- State of California Title 24 "Recessed Luminaires in Insulated Ceilings."



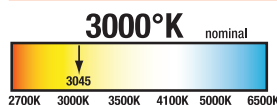
Qualified and Compliant with designated LED modules and trims. Refer to specification sheets online for compliance information.  
[www.cooperlighting.com](http://www.cooperlighting.com)



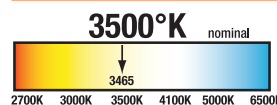
**ML709827ICAT120D**  
6" LED Module, 2700°K



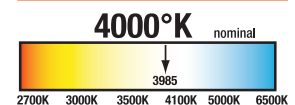
**ML709830ICAT120D**  
6" LED Module, 3000°K



**ML709835ICAT120D**  
6" LED Module, 3500°K



**ML709840ICAT120D**  
6" LED Module, 4000°K



# ML712 - 1200 Series LED Module



## 6" LED Module, New Construction or Retrofit

Available in 2700°K, 3000°K, 3500°K and 4000°K Correlated Color Temperatures

The Halo LED 1200 Series High Lumen Modules are universal voltage (120V-277V) rated for commercial and residential applications. The Halo LED ML7128xxTUNVD010 Modules are designed for retrofit applications with an Edison screw base adapter (included) for use in many compatible existing Non-IC housings OR may also be used in new construction with the LED dedicated Non-IC housing Series H750TD010. Halo LED 1200 Series Modules exceed the light output of 90W PAR38 or 120W BR40 lamps; and the 1200 Series offers a selection of four color temperatures: 2700K, 3000K, 3500K, 4000K. Halo LED module and trim combination offers superior optical design that yields productive beam lumens, good cutoff and low glare.



## FEATURES

The Halo LED 1200 Series offers comparable light output and distribution of a 90W PAR38 halogen lamp, a 120W BR40 incandescent lamp, or a 32W compact fluorescent luminaire (lamp & reflector trim), while consuming less than 25 watts.

### DIMMING

- The HALO LED 1200 Series luminaire offers 0-10V dimming range 100% to 10% with 0-10V dimming controls.
- Refer to dimming application notes and to dimmer manufacturers for compatibility.

### OPTICAL DESIGN

Halo LED trims optical design yields productive beam lumens, 50° cutoff, and low glare.

### COLOR SPECIFICATION & QUALITY STANDARDS

- Halo employs a tight chromaticity specification and LED color binning process to ensure LED color uniformity, sustainable Color Rendering Index (CRI) and Correlated Color Temperature (CCT) consistency over the useful life of the LED
- Halo LED chromaticity specification exceeds ENERGY STAR® SSL color standards (as per ANSI C78.377-2008).
- Every Halo LED Module is quality tested and performance measured on the production line, and then serialized to register lumens, wattage, CRI and CCT
- Halo LED's serialized testing and measurement process further ensures color and lumen consistency to meet stringent Cooper Lighting specifications and exceed ENERGY STAR® SSL standards
- Halo LED Modules and light engines include color designation in the model number
- Example: ML712827TUNVD010



### COMPATIBILITY\*

The Halo ML7128xxTUNVD010 LED modules are designed for use in the dedicated H750Tx series Non-IC housings OR for retrofit applications in existing Halo or ALL-PRO™ and other compatible Non-IC housings.

The ML7128xxTUNVD010 Halo LED modules are designed for use in Non-IC construction only. Compatible HALO and ALL-PRO Non-IC housings include model numbers:

#### Dedicated LED Housings:

- H750TD010, H750RTD010 and H750TCPD010 Non-IC Housing with 0-10V dimming connections included (use for 0-10V dimming)
- H750T, H750TCP Non-IC Housing (Non-Dim functionality only as these housings do not provide 0-10V dimming connections)

#### Halo and All-Pro Incandescent Housings:

- (Non-Dim functionality only as these housings do not provide 0-10V dimming connections)

### SCREW BASE ADAPTER

- Edison screw-base adapter supplied with module allows simple wiring connection to existing housing.
- Replacement adapter, order model: HE26LED

### MODULE CONSTRUCTION

Durable die-cast and extruded aluminum construction conducts heat away from the LED keeping the junction temperatures below specified maximums even when installed in insulated ceiling environments.

### AIR-TITE™ RATING

The Halo LED module has passed restricted air flow testing. Certified under ASTM-E283 standards. (Note: 1200 Series is for use with Non-IC housings only.)

### LED DRIVER

The LED module is controlled by a high efficiency driver with a power factor of >.90 at an input power of 90V-305V, 50/60Hz. Driver has integral thermal protection in the event of over temperature or internal failure.

### LED MODULE IN NEW OR EXISTING CONSTRUCTION - HOUSINGS OTHER THAN HALO OR ALL-PRO

If used in recessed housings other than Halo or All-Pro the Cooper Lighting warranty applies to the LED Module and Trim only. As with any electrical installation, a qualified electrician must ensure compatibility of use with a particular housing; this

includes all applicable national and local electrical and building codes. Installer is responsible to securely retain the LED Module and Trim in a housing at time of installation.

### LABELS

- UL/cUL Listed

### COMPLIANCE

- Can be used to meet the following requirements:
- ENERGY STAR® qualification with designated LED trims.
  - State of California Title 24 High Efficacy Compliance with designated trims.
  - International Energy Conservation Code (IECC) High Efficacy Compliance with designated trims.

### IC and AIR-TITE™

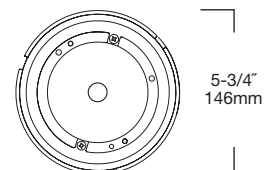
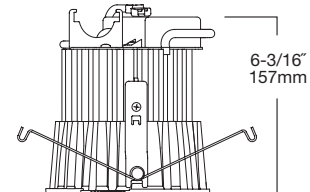
Certified under ASTM-E283 and listed UL/cUL 1598. May be used to meet insulated ceiling and restricted air-flow requirements such as:

- Washington State Energy Code
- International Energy Conservation Code (IECC)
- New York State Energy Conservation Construction Code (NY-ECCC)
- State of California Title 24 "Recessed Luminaires in Insulated Ceilings."

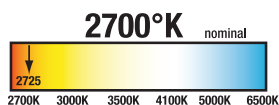


Qualified and Compliant with designated LED modules and trims. Refer to specification sheets online for compliance information.

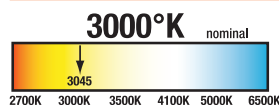
[www.cooperlighting.com](http://www.cooperlighting.com)



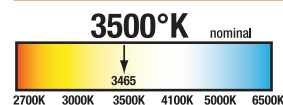
**ML712827TUNVD010**  
6" LED Module, 2700°K



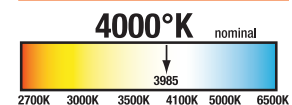
**ML712830TUNVD010**  
6" LED Module, 3000°K



**ML712835TUNVD010**  
6" LED Module, 3500°K



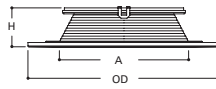
**ML712840TUNVD010**  
6" LED Module, 4000°K



492

- Wet location listed for use in covered ceiling applications
- Aluminum baffle and die-cast trim ring
- Frosted glass regressed lens

Frost Regressed Lens Trim



Outside Diameter: 7-1/4" [184mm]  
Aperture: 4-7/8" [124mm]  
Trim Height: 1-1/2" [38mm]



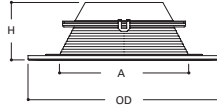
**492PS06**  
White Baffle with Frost Lens,  
White Trim Ring

493

- Aluminum baffle and die-cut trim ring
- Upper specular aluminum reflector for optical control and enhanced lumen delivery
- Wet location listed for use in covered ceiling applications

\* Solite® glass lensed white baffle model offers ANTIMICROBIAL paint finish - standard

Solite® Regressed Lens Baffle Trims



Outside Diameter: 7-1/4" [184mm]  
Aperture: 4-1/4" [107mm]  
Trim Height: 2-1/8" [54mm]



**493WBS06\***  
White Baffle with Solite® Lens,  
White Trim Ring  
- ANTIMICROBIAL Finish

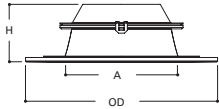
**493BBS06**  
Black Baffle with Solite® Lens,  
White Trim Ring

493

- Aluminum reflector and die-cast trim ring
- Upper specular aluminum reflector for optical control and enhanced lumen delivery
- Wet location listed for use in covered ceiling applications

\* Solite® glass lensed white reflector model offers ANTIMICROBIAL paint finish - standard

Solite® Regressed Lens Reflector Trims



Outside Diameter: 7-1/4" [184mm]  
Aperture: 4-1/4" [107mm]  
Trim Height: 2-1/8" [54mm]



**493PS06**  
White Reflector with Solite® Lens,  
White Trim Ring  
- ANTIMICROBIAL Finish

**493SCS06**  
Specular Clear Reflector with  
Solite® Lens, White Trim Ring

**493HS06**  
Haze Reflector with Solite® Lens,  
White Trim Ring



**493SNS06**  
Satin Nickel Reflector with  
Solite® Lens, White Trim Ring

**493TBZS06**  
Tuscan Bronze Reflector with  
Solite® Lens, White Trim Ring

494

- Precision formed aluminum reflector
- Die-cast trim ring

Open Reflector Trims



Outside Diameter: 7-1/4" [184mm]  
Aperture: 4-7/8" [125mm]  
Trim Height: 2-1/4" [57mm]



**494P06**  
White Reflector, White Trim Ring

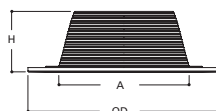
**494SC06**  
Specular Clear Reflector,  
White Trim Ring

**494H06**  
Haze Reflector, White Trim Ring

494

- Precision formed aluminum baffle
- Die-cast trim ring

Open Baffle Trim



Outside Diameter: 7-1/4" [184mm]  
Aperture: 4-7/8" [125mm]  
Trim Height: 2-1/4" [57mm]

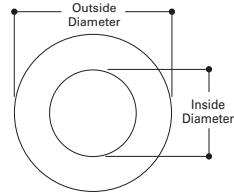


**494WB06**  
White Baffle, White Trim Ring


## OT490

- Optional accessory designed to replace the standard Halo LED trim ring.
- For direct attachment to ML7x LED modules: 600 Series, 900 Series and 1200 Series.
- Precision die-cast aluminum ring may be used to hide gaps in the ceiling when retrofitting Halo LED or for covering cut-out irregularities.

### Oversized Trim Ring



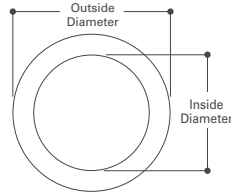
Inside Diameter: 5-3/16" [132mm]  
Outside Diameter: 9-1/4" [235mm]



**OT490WH**  
White Oversized Trim Ring


## TRM490

- Optional accessory
- Replaces standard ring included with each trim
- Die cast trim ring
- Thin Profile provides subtle ceiling appearance (0.120" at OD and 0.180" at ID)



Inside Diameter: 5-3/16" [132mm]  
Outside Diameter: 7-1/4" [184mm]


### Designer Trim Rings



**TRM490PC**  
Polished Chrome

**TRM490BK**  
Black


**TRM490WH**  
White



**TRM490SN**  
Satin Nickel

**TRM490TBZ**  
Tuscan Bronze

## Retrofit Solution



### ML7RAB

#### Halo LED Retrofit Adapter Band - 4-pack

The Halo LED Module is designed to fit into dedicated Halo LED housings, most existing Halo or All-Pro standard housings, or other existing 6" compatible aperture housings.

ML7RAB Retrofit Adapter Band is designed for housings without Torsion Spring Receivers. The ML7RAB provides torsion spring mounting capability for Halo LED ML7 600 Series and 900 Series Modules, in designated housings, with proper installation of the adapter band.

Refer to product specifications online for additional housing compatibility information at [www.cooperlighting.com](http://www.cooperlighting.com).





## H7ICT

### 6" Aperture, New Construction, IC 120V Line Voltage

The H7 recessed housing is the standard in the industry for both commercial and residential applications. The wide variety of trims available allows a number of different lighting effects to be created with one basic housing. H7ICT is for installations where the housing will be in direct contact with insulation. H7ICT may be converted into AIR-TITE installation when used with AIR-TITE trims. Look for the AIR-TITE trim logo in this section.



## FEATURES

### HOUSING

Aluminum construction for greater heat dissipation.

### SOCKET PLATE

- Rigid socket plate adjusts and locks without tools for various lamp sizes.
- Socket plate and bracket may be removed when using socket supporting trims.

### PLASTER FRAME

- Housing adjusts in plaster frame to accommodate up to 1-3/4" ceiling thickness.
- Galvanized steel construction.
- Plaster frame features include:
  - Regressed locking screw for securing hanger bars.
  - Cutouts for easily crimping hanger bars in position.
  - HALO name embossed on plaster frame.
  - The housing may be removed from plaster frame to provide access to the junction box.

### SLIDE-N-SIDE™ JUNCTION BOX

- Positioned to accommodate straight conduit runs
- Seven 1/2" trade size conduit knockouts with true pry-out slots
- Slide-N-Side™ wire traps allow non metallic sheathed cable to be installed without tools and without removing knockouts.
- Accepts a wide range of non-metallic (type NM) sheathed cables - the standard cable types used in lighting in both U.S. and Canada.
  - Allows wiring connections to be made outside the junction box
  - Simply insert the cable directly into the trap after connections are made.
  - Accommodates the following standard non-metallic sheathed cable sizes:
    - (US) #14/2, #14/3, #12/2, #12/3
    - (Canada) #14/2, #14/3, #12/2

### "QUICK CONNECT" CONNECTORS

Three quick connect wiring connectors included.

### Got NAIL!™ Pass-N-Thru™ BAR HANGERS

- Pre-installed nail easily installs in regular lumber, engineered lumber and laminated beams.
- Safety and guidance system prevents snagging, ensures smooth straight nail penetration and allows bar hangers to be easily removed if necessary.
- Automatic levelling flange aligns the housing and lets you hold the housing in place with one hand while driving nails.
- Housing can be positioned at any point within 24" joist span.
- Pass-N-Thru™ feature allows bar hangers to be shortened without removing from plaster frame.
- Score lines allow "tool-less" shortening for 12" joists.
- Bar hangers may be repositioned 90°.
- Integral T-bar clip snaps onto T-bars - no additional clips required.

### SOCKET

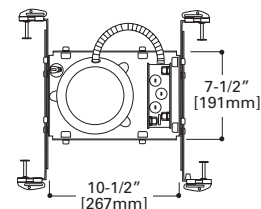
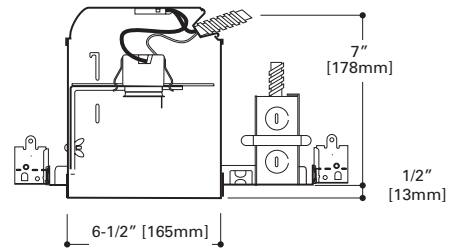
Porcelain socket with nickel plated brass screw shell, snaps into socket plate (or into socket supporting trim for consistent lamp positioning.)

### THERMAL PROTECTOR

Self resetting thermal protector deactivates fixture if overheating occurs due to improper lamping.

### LABELS

- UL/cUL Listed 1598 Luminaire
- UL/cUL Damp Location Listed
- UL/cUL Listed for Wet Location, covered ceiling
- UL/cUL Listed for Feed Through
- UL/CUL Listed for direct contact with insulation and combustible material



# H7ICAT

## 6" Aperture, New Construction, ICAT 120V Line Voltage

The H7 recessed housing is the standard in the industry for both commercial and residential applications. The wide variety of trims available allows a number of different lighting effects to be created with one basic housing. H7ICAT is for installations where the housing will be in direct contact with insulation, and also meet restricted air flow requirements.



## FEATURES

### HOUSING

- Aluminum construction for greater heat dissipation.
- Sealed and gasketed for AIR-TITE™ installation.
- Housing adjusts for ceilings up to 1-3/8" thick.
- Designed for insulated ceilings in direct contact with insulation. (May also be installed in non-insulated ceilings.)

### SOCKET PLATE

- Rigid socket plate adjusts and locks without tools for various lamp sizes.
- Socket plate and bracket may be removed when using socket supporting trims.

### PLASTER FRAME

- Housing adjusts in plaster frame to accommodate up to 1-3/8" ceiling thickness.
- Galvanized steel construction.
- Plaster frame features include:
  - Regressed locking screw for securing hanger bars.
  - Cutouts for easily crimping hanger bars in position.
  - HALO name embossed on plaster frame.
  - The housing may be removed from plaster frame to provide access to the junction box.
  - Pre-installed AIR-TITE gasket.

### SLIDE-N-SIDE™ JUNCTION BOX

- Positioned to accommodate straight conduit runs
- Seven 1/2" trade size conduit knockouts with true pry-out slots
- Slide-N-Side™ wire traps allow non metallic sheathed cable to be installed without tools and without removing knockouts.
- Accepts a wide range of non-metallic (type NM) sheathed cables - the standard cable types used in lighting in both U.S. and Canada.
  - Allows wiring connections to be made outside the junction box
  - Simply insert the cable directly into the trap after connections are made.
  - Accommodates the following standard non-metallic sheathed cable sizes:  
(US) #14/2, #14/3, #12/2, #12/3  
(Canada) #14/2, #14/3, #12/2

### "QUICK CONNECT" CONNECTORS

Three quick connect wiring connectors included.

### Got NAIL!™ Pass-N-Thru™ BAR HANGERS

- Pre-installed nail easily installs in regular lumber, engineered lumber and laminated beams.
- Safety and guidance system prevents snagging, ensures smooth straight nail penetration and allows bar hangers to be easily removed if necessary.
- Automatic levelling flange aligns the housing and lets you hold the housing in place with one hand while driving nails.
- Housing can be positioned at any point within 24" joist span.
- Pass-N-Thru™ feature allows bar hangers to be shortened without removing from plaster frame.
- Score lines allow "tool-less" shortening for 12" joists.
- Bar hangers may be repositioned 90°.
- Integral T-bar clip snaps onto T-bars - no additional clips required.

### SOCKET

Porcelain socket with nickel plated brass screw shell, snaps into socket plate (or into socket supporting trim for consistent lamp positioning.)

### THERMAL PROTECTOR

Self resetting thermal protector deactivates fixture if overheating occurs due to improper lamping.

### LABELS

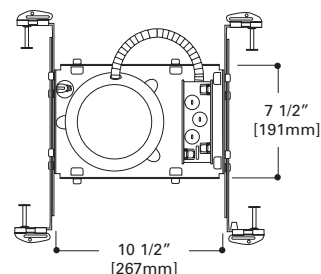
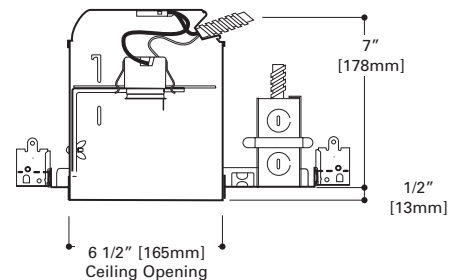
- UL/cUL Listed 1598 Luminaire
- UL/cUL Damp Location Listed
- UL/cUL Listed for Wet Location, covered ceiling
- UL/cUL Listed for Feed Through
- UL/cUL Listed for direct contact with insulation and combustible material

### QUALIFICATION

#### IC and AIR-TITE™

Certified under ASTM-E283 and listed UL/cUL 1598. May be used to meet insulated ceiling and restricted air-flow requirements such as:

- Washington State Energy Code
- International Energy Conservation Code (IECC)
- New York State Energy Conservation Construction Code (NY-ECCC)
- State of California Title 24 "Recessed Luminaires in Insulated Ceilings."





## H7RICT

6" Aperture, Remodel, IC  
120V Line Voltage

The H7 family of recessed housings are the standard in the industry for both commercial and residential applications. The wide variety of trims available allows a number of different lighting effects to be created with one basic housing. The H7RICT is designed for installations where the housing will be in direct contact with insulation. H7RICT may be converted into AIR-TITE installation when used with AIR-TITE trims. Look for the AIR-TITE trim logo in this section.



### FEATURES

#### HOUSING

- Aluminum construction for greater heat dissipation.
- For installation from below the finished ceiling. Integral flange secures fixture against ceiling.

#### SOCKET PLATE

- Rigid socket plate adjusts and locks without tools for various lamp sizes.
- Socket plate and bracket may be removed when using socket supporting trims.

#### JUNCTION BOX

- Seven 1/2" trade size conduit knockouts with true pry-out slots are positioned to accommodate straight conduit runs.
- Four NM cable pryouts included.

#### "QUICK CONNECT" CONNECTORS

Three quick connect wiring connectors included.

#### REMODEL SPRINGS

Four remodel springs secure housing and accommodate 1/2" and 5/8" ceiling material.

#### SOCKET

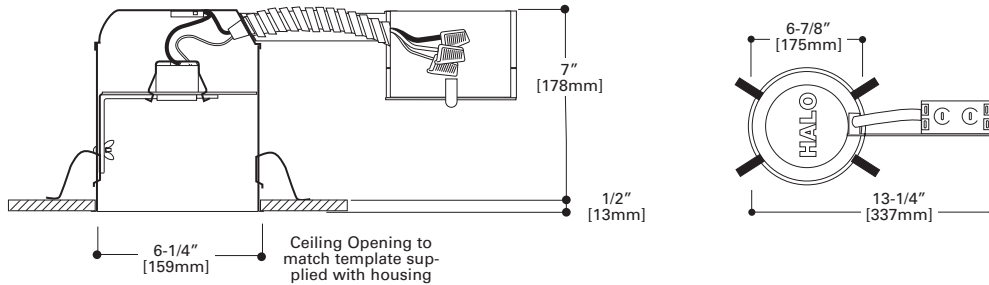
Porcelain socket with nickel plated brass screw shell, snaps into socket plate (or into socket supporting trim for consistent lamp positioning.)

#### THERMAL PROTECTOR

Self resetting thermal protector deactivates fixture if overheating occurs due to improper lamping.

#### LABELS

- UL/cUL Listed 1598 Luminaire
- UL/cUL Damp Location Listed
- UL/cUL Listed for Wet Location, covered ceiling
- UL/cUL Listed for Feed Through
- UL/CUL Listed for direct contact with insulation and combustible material






# H7RICAT

6" Aperture, Remodel, ICAT  
120V Line Voltage

The H7 family of recessed housings are the standard in the industry for both commercial and residential applications. The wide variety of trims available allows a number of different lighting effects to be created with one basic housing. The H7RICAT housing is designed for installations where the housing will be in direct contact with insulation, and also meet restricted air flow requirements.



## FEATURES

### HOUSING

- Aluminum construction for greater heat dissipation.
- For installation from below the finished ceiling. Integral flange secures fixture against ceiling.

### SOCKET PLATE

- Rigid socket plate adjusts and locks without tools for various lamp sizes.
- Socket plate and bracket may be removed when using socket supporting trims.

### JUNCTION BOX

- Seven 1/2" trade size conduit knockouts with true pry-out slots are positioned to accommodate straight conduit runs.
- Four NM cable pryouts included.

### "QUICK CONNECT" CONNECTORS

Three quick connect wiring connectors included.

### REMODEL SPRINGS

Four remodel springs secure housing and accommodate 1/2" and 5/8" ceiling material.

### SOCKET

Porcelain socket with nickel plated brass screw shell, snaps into socket plate (or into socket supporting trim for consistent lamp positioning.)

### THERMAL PROTECTOR

Self resetting thermal protector deactivates fixture if overheating occurs due to improper lamping.

### LABELS

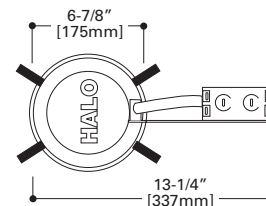
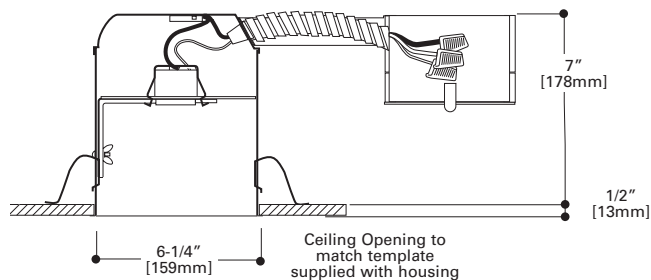
- UL/cUL Listed 1598 Luminaire
- UL/cUL Damp Location Listed
- UL/cUL Listed for Wet Location, covered ceiling
- UL/cUL Listed for Feed Through
- UL/CUL Listed for direct contact with insulation and combustible material

### QUALIFICATION

#### IC and AIR-TITE™

Certified under ASTM-E283 and listed UL/cUL 1598. May be used to meet insulated ceiling and restricted air-flow requirements such as:

- Washington State Energy Code
- International Energy Conservation Code (IECC)
- New York State Energy Conservation Construction Code (NY-ECCC)
- State of California Title 24 "Recessed Luminaires in Insulated Ceilings."



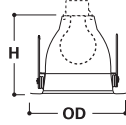
30

Super Trim™ AIR-TITE Reflector



- Self-flanged socket supporting trim with torsion spring retention
- Accepts a wide range of lamps
- Makes installation AIR-TITE regardless of housing used

H71CT	60W A19, 65W BR30, 65W PAR38, 75W PAR30, 75W R30, 75W PAR30L, 90W BR40
H71CAT	
H71R1CT	
H71R1CAT	



Height: 5" [127mm]  
Outside Diameter: 7-1/4" [184mm]



**30HAT**  
White Trim with Haze Reflector

**30RGAT**  
White Trim with Gold Reflector

**30CAT**  
White Trim with Clear Specular Reflector

Halo AIR-TITE trims are designed to meet restricted airflow requirements. However local code may require a trim gasket regardless of trim design. Where required, use accessory trim gasket GA-ATRIM. Order separately in a 6 pack: GA-ATTRIM-6PK.

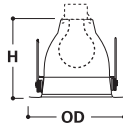
30SBAT

Super Trim™ Self Flanged Reflector




- Black Specular Reflector and Trim
- Self-flanged socket supporting trim with torsion spring retention
- Accepts a wide range of lamps
- Makes installation AIR-TITE regardless of housing used

H71CT	40W A19, 50W PAR30, 50W PAR38, 65W BR30, 75W PAR30L, 75W R30
H71CAT	
H71R1CT	40W A19, 45W BR30, 50W PAR30, 50W PAR38, 50W R30, 65W BR40, 65W R40, 75W PAR30L
H71R1CAT	



Height: 5" [127mm]  
Outside Diameter: 7-1/4" [184mm]



**30SBAT**  
Black Specular Reflector

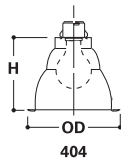
Halo AIR-TITE trims are designed to meet restricted airflow requirements. However local code may require a trim gasket regardless of trim design. Where required, use accessory trim gasket GA-ATRIM. Order separately in a 6 pack: GA-ATTRIM-6PK.

404

Specular Reflector

- Full reflector for use with A-lamps.
- Can lip friction clip retention
- Accessories available: TRM6 designer trim rings, OT403 oversize trim ring

H71CT	60W A19
H71CAT	
H71R1CT	
H71R1CAT	



Height: 5" [127mm]  
Outside Diameter: 7-1/4" [184mm]



**404C**  
White Trim with Clear Specular Reflector

**404H**  
White Trim with Haze Reflector

**404SN**  
Satin Nickel Trim with Satin Nickel Reflector



**404AC**  
Antique Copper Trim with Antique Copper Reflector

**404TBZ**  
Tuscan Bronze Trim with Tuscan Bronze Reflector

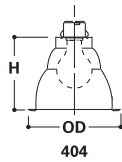
**404RG**  
White Trim with Gold Reflector

# 4041

## Self Flanged White Reflector

- Full reflector for use with A-lamps.
- Can lip friction clip retention
- Accessories available: TRM6 designer trim rings, OT403 oversize trim ring

H7ICT	60W A19
H7ICAT	
H7RICT	
H7RICAT	



Height: 5-1/4" [133mm]  
Outside Diameter: 7-1/4" [184mm]



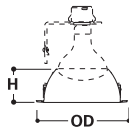
**4041P**  
White Self Flanged Reflector

# 429

## Dayform White Cone

- Sloped sides shield interior view of housing
- Accessories available: TRM6 designer trim rings, OT403 oversize trim ring

H7ICT	50W PAR30, 65W BR30, 75W R30, 75W PAR30L
H7ICAT	
H7RICT	
H7RICAT	



Height: 3" [76mm]  
Outside Diameter: 7-1/4" [184mm]



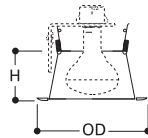
**429P**  
White Trim and Splay Reflector

# 426

## Reflector Cone

- Accepts a wide variety of lamps
- Coil spring retention
- Accessories available: TRM6 designer trim rings, OT403 oversize trim ring

H7ICT	50W PAR30, 65W BR30, 75W R30, 75W PAR30L
H7ICAT	
H7RICT	
H7RICAT	



Height: 2-11/16" [68mm]  
Outside Diameter: 7-1/4" [184mm]



**426**  
White Trim Ring with Clear Specular Reflector Cone

**426MB**  
White Trim with Specular Black Reflector Cone

**426H**  
White Trim with Haze Reflector Cone



**426SN**  
Satin Nickel Trim with Satin Nickel Reflector Cone

**426AC**  
Antique Copper Trim with Antique Copper Reflector Cone

**426TBZ**  
Tuscan Bronze Trim with Tuscan Bronze Reflector Cone



**426RG**  
White Trim with Residential Gold Reflector Cone

**426CG**  
White Trim with Champagne Gold Reflector Cone



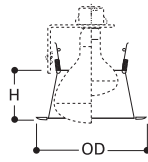
**H930**  
R/PAR lamp aiming accessory for 310 and 426 trims. Allows 30° tilt and 358° rotation. 50W PAR30.

4261

Self Flange White Reflector Cone

- Accepts R and PAR lamps
- Coil Spring retention

H7ICT	
H7ICAT	45W PAR38, 50W PAR30,
H7RICT	75W R30, 75W PAR30L
H7RICAT	



Height: 2-5/8" [67mm]  
Outside Diameter: 7-1/4" [184mm]



**4261P**  
White Self Flanged Reflector Cone

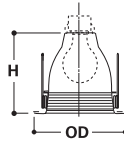
30

Super Trim™ AIR-TITE Baffle



- Metal Baffle
- Self-flanged socket supporting trim with torsion spring retention
- Accepts a wide range of lamps
- Makes installation AIR-TITE regardless of housing used

H7ICT	
H7ICAT	40W A19, 65W BR30,
H7RICT	75W R30, 75W PAR30,
H7RICAT	75W PAR30L,
	65W PAR38, 90W BR40



Height: 5" [127mm]  
Outside Diameter: 7-1/4" [184mm]



**30WAT**  
White Trim with White Baffle and White Reflector

**30WATH**  
White Trim with White Baffle and Clear Reflector

**30PAT**  
White Trim with Black Baffle and Clear Reflector



**30SNAT**  
Satin Nickel Trim with Satin Nickel Baffle and Reflector

**30SCAT**  
Antique Copper Trim with Antique Copper Baffle and Reflector

**30TBZAT**  
Tuscan Bronze Trim with Tuscan Bronze Baffle and Reflector

Halo AIR-TITE trims are designed to meet restricted airflow requirements. However local code may require a trim gasket regardless of trim design. Where required, use accessory trim gasket GA-ATRIM. Order separately in a 6 pack: GA-ATTRIM-6PK.

310

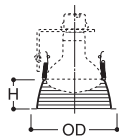
Coilex® Baffle

- Black or White Phenolic Coilex Baffle with separate metal trim ring
- Accessories available: TRM6 designer trim rings, OT403 oversize trim ring
- Coil Spring retention
- 310WG and 310PG models with separate wider metal trim ring hides ceiling irregularities and cut-out errors

H7ICT	
H7ICAT	45W PAR38,
H7RICT	50W PAR30, 65W BR30,
H7RICAT	75W R30, 75W PAR30L

**310W, P, SN, AC, TBZ**  
Height: 3-1/16" [78mm]  
Outside Diameter: 7-1/4" [184mm]

**310WG, PG**  
Height: 3-1/16" [78mm]  
Outside Diameter: 8" [203mm]



**310W**  
White Trim with White Coilex Baffle

**310P**  
White Trim with Black Coilex Baffle

**310SN**  
Satin Nickel Trim with Black Coilex Baffle



**310AC**  
Antique Copper Trim with Black Coilex Baffle

**310TBZ**  
Tuscan Bronze Trim with Black Coilex Baffle



**310WG**  
Wide White Trim Ring with White Coilex Baffle

**310PG**  
Wide White Trim Ring with Black Coilex Baffle



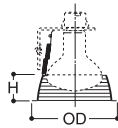
**H930**  
R/PAR lamp aiming accessory for 310 and 426 trims. Allows 30° tilt and 358° rotation. 50W PAR30.

# 312

- Black or White Phenolic Coilex Baffle with separate metal trim ring
- 312 baffle features smaller lamp opening to conceal interior view of housing when used with PAR lamps
- Accessories available: TRM6 designer trim rings, OT403 oversize trim ring
- Coil Spring retention

H7ICT	50W PAR30, 65W BR30, 75W PAR30L, 75W R30
H7ICAT	
H7RICT	
H7RICAT	

## Coilex® Baffle



Height: 2-1/4" [57mm]  
Outside Diameter: 7-1/4" [184mm]



**312W**  
White Trim with White Baffle

**312P**  
White Trim with Black Baffle

# 353

- Metallic Finish Trim Rings and Baffles
- Coil Spring retention

H7ICT	50W PAR30, 65W BR30, 75W R30, 75W PAR30L
H7ICAT	
H7RICT	
H7RICAT	

## Metal Baffle

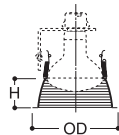


**353SN**  
Satin Nickel Trim with  
Satin Nickel Baffle

**353AC**  
Antique Copper Trim with  
Antique Copper Baffle

**353TBZ**  
Tuscan Bronze Trim with  
Tuscan Bronze Baffle

Height: 3" [76mm]  
Outside Diameter: 7-1/4" [184mm]

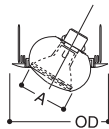


# 74

- Provides optimum position for PAR30 lamps
- Torsion Spring retention

H7ICT	75W PAR30
H7ICAT	
H7RICT	
H7RICAT	

## Eyeball - 30° Tilt



Aperture: 3-7/8" [98mm]  
Outside Diameter: 8" [203mm]



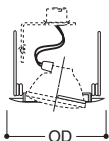
**74P**  
White Trim and Eyeball

# 76

- For use with PAR38 lamps
- Includes adapter for side prong lamp
- 50° tilt with side prong lamp
- 30° tilt with screw base lamp
- Torsion Spring retention

H7ICT	45W PAR38 (Side Prong lamp recommended)
H7ICAT	
H7RICT	
H7RICAT	

## Adjustable Gimbal



Outside Diameter: 8" [203mm]



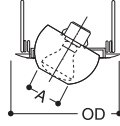
**76P**  
White Trim with Gimbal Ring

77

Adjustable Eyeball - 30° Tilt

- For use with R20 and PAR20 lamps
- Torsion spring retention

H71CT	50W PAR20, 75W R20
H71CAT	
H7R1CT	
H7R1CAT	



Aperture: 2-3/4" [70mm]  
Outside Diameter: 8" [203mm]



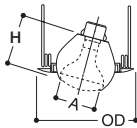
77P  
White Trim with White Eyeball

78

Eyeball - 30° Tilt

- Torsion spring retention
- Wide choice of finishes for any decor
- 30° Tilt, 360° rotation

H71CT	65W BR30, 75W R30 , 75W PAR30L
H71CAT	
H7R1CT	
H7R1CAT	



Height: 4-1/8" [105mm]  
Aperture: 3-15/16" [100mm]  
Outside Diameter: 8" [203mm]

*Halo AIR-TITE trims are designed to meet restricted airflow requirements. However local code may require a trim gasket regardless of trim design. Where required, use accessory trim gasket GA-ATRIM. Order separately in a 6 pack: GA-ATTRIM-6PK.*



78P  
White Trim with White Eyeball

78PAT  
White Trim with White Eyeball -  
AIR-TITE trim

78SN  
Satin Nickel Trim with  
Satin Nickel Eyeball



78AC  
Antique Copper Trim with  
Antique Copper Eyeball

78TBZ  
Tuscan Bronze Trim with  
Tuscan Bronze Eyeball

78B  
Satin Brass Trim with Satin Brass  
Eyeball



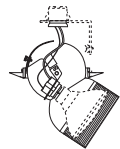
78PB  
Polished Brass Trim with Polished  
Brass Eyeball

90

Double Bubble Adjustable - 60°Tilt

- Torsion spring retention
- Provides up to 60° of tilt

H71CT	150W PAR38
H71CAT	



Outside Diameter: 8" [203mm]



90P  
White Trim and Eyeball

376

Adjustable

- Regressed Gimbal with Baffle
- Torsion spring retention

H71CT	50W PAR30, 50W PAR30L
H71CAT	
H7R1CT	
H7R1CAT	



Outside Diameter: 7-1/4" [184mm]



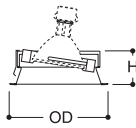
376P  
White Trim Ring, Black Baffle

## 378

### Adjustable with Splay

- Regressed Gimbal with Splay Trim
- Accessories available: TRM6 designer trim rings, OT403 oversize trim ring
- Friction clip on trim

H7ICT	35W PAR30L
H7ICAT	
H7RICT	
H7RICAT	



Outside Diameter: 7-1/4" [184mm]



**378P**  
White Trim with White Splay Trim

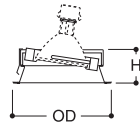
**378**  
White Trim with Clear Specular Splay Trim

## 478

### Adjustable with Splay

- Adjustable Gimbal with Splay Trim
- Accessories available: TRM6 designer trim rings, OT403 oversize trim ring
- Friction clip on trim

H7ICT	45W PAR38
H7ICAT	



Outside Diameter: 7-1/4" [184mm]



**478P**  
White Trim with White Splay

**478**  
White Trim with Clear Specular Splay

## 420

### Regressed Eyeball - 30° Tilt

- Regressed eyeball with baffle splay
- Accessories available: TRM6 designer trim rings, OT403 oversize trim ring

H7ICT	50W PAR30L, 50W PAR30, 60W BR30
H7ICAT	
H7RICT	
H7RICAT	

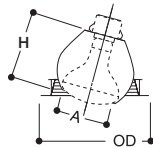


**420W**  
White Trim with White Eyeball and White Baffle

**420P**  
White Trim with White Eyeball and Black Baffle

**420PB**  
Polished Brass Trim with Polished Brass Eyeball and Black Baffle

Height: 3-15/16" [100mm]  
Aperture: 4" [102mm]  
Outside Diameter: 7-1/4" [184mm]

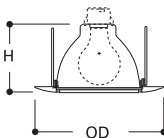


## 170

### Albalite Lens with Reflector

- White Trim with Frosted Glass Lens
- PS version is wet location listed for use in showers
- Non-conductive, non-corrosive gasketed polymer trim ring
- Torsion spring retention

H7ICT	40W A19
H7ICAT	
H7RICT	
H7RICAT	



Height: 4" [101mm]  
Outside Diameter: 8" [203mm]



**170P**  
White Trim with Frosted Albalite Lens

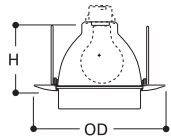
**170PS**  
White Trim with Frosted Albalite Lens, Wet Location and AIR-TITE listed

171

Drop Opal Lens with Reflector

- White Trim with drop opal glass lens
- PS version is wet location listed for use in showers
- Non-conductive, non-corrosive gasketed polymer trim ring
- Torsion spring retention

H71CT	40W A19
H71CAT	
H71RICT	
H71RICAT	



Height: 4" [101mm]  
Outside Diameter: 8" [203mm]



**171P**  
White Trim with Drop Opal Lens



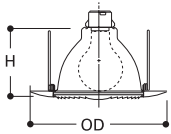
**171PS**  
White Trim with Drop Opal Lens,  
Wet Location and AIR-TITE listed

173

Fresnel Lens with Reflector

- White Trim with glass Fresnel lens
- PS version is wet location listed for use in showers
- Non-conductive, non-corrosive gasketed polymer trim ring
- Torsion spring retention

H71CT	40W A19
H71CAT	
H71RICT	
H71RICAT	



Height: 4" [101mm]  
Outside Diameter: 8" [203mm]



**173P**  
White Trim with Fresnel Lens



**173PS**  
White Trim with Fresnel Lens,  
Wet Location and AIR-TITE listed

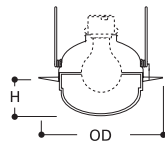
172

Dome Lens with Reflector

- Frosted Glass Dome
- Wet location listed for use in showers
- Non-conductive, non-corrosive gasketed polymer trim ring
- Torsion spring retention

H71CT	50W PAR30, 60W A19
H71CAT	
H71RICT	
H71RICAT	

Height: 2-1/8" [54mm]  
Outside Diameter: 7-3/4" [197mm]



**172PS**  
White Trim with Frosted Glass  
Dome, Wet Location Listed



**172SNS**  
Satin Nickel Trim with Frosted  
Glass Dome, Wet Location Listed



**172ACS**  
Antique Copper Trim with Frosted  
Glass Dome, Wet Location Listed



**172TBZS**  
Tuscan Bronze Trim with Frosted  
Glass Dome, Wet Location Listed

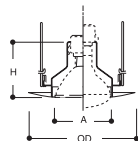
300

Open Trim with Socket Support

- Open trim for BR and PAR Lamps
- Torsion spring retention

H71CT	65W BR30, 75W PAR30, 75W PAR30L
H71CAT	
H71RICT	
H71RICAT	

Aperture: 4" [102mm]  
Outside Diameter: 7-1/4" [184mm]



**300P**  
White Trim



**300SN**  
Satin Nickel Trim



**300AC**  
Antique Copper Trim



**300TBZ**  
Tuscan Bronze Trim

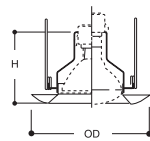


# 327

- Includes integral socket support
- Torsion spring retention

H7ICT	65W BR30, 75W PAR30, 75W PAR30L
H7ICAT	
H7RICT	
H7RICAT	

## White Splay Trim



Height: 4-1/2" [114mm]  
Outside Diameter: 7-3/4" [197mm]



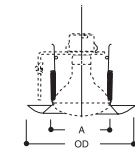
**327P**  
White Splay Trim with socket support and torsion springs

# 328

- Coil Spring Retention

H7ICT	50W PAR30, 65W BR30, 75W R30, 75W PAR30L
H7ICAT	
H7RICT	
H7RICAT	

## White Splay Trim



Aperture: 3-7/8" [98mm]  
Outside Diameter: 7-3/4" [197mm]



**328P**  
White Splay Trim

# 430

- Designed to spread light close to the ceiling to eliminate the "cave effect"
- Torsion spring retention
- AIR-TITE construction

H7ICT	40W A19
H7ICAT	
H7RICT	
H7RICAT	

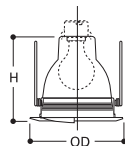
## Wall Wash with Baffle and Full Reflector



**430W**  
White Trim with White Baffle

**430P**  
White Trim with Black Baffle

Height: 5" [127mm]  
Outside Diameter: 7-1/4" [184mm]





# H71CTNB

## 6" Aperture, New Construction, IC 120V Line Voltage, No Socket Bracket

The H7 recessed housings are the standard in the industry for both commercial and residential applications. The wide variety of trims available allows a number of different lighting effects to be created with one basic housing. The H71CTNB is designed for installations where the housing will be in direct contact with insulation. The H71CTNB is designed to save installation time. It is designed without a socket plate for use with socket supporting trims only. With these trims there is no need to spend time removing the socket from the socket plate and the socket plate from the housing. H71CTNB may be converted into AIR-TITE installation when used with AIR-TITE trims. Look for the AIR-TITE trim logo in this section.



### FEATURES

#### HOUSING

- Aluminum construction for greater heat dissipation.
- Housing can be removed from the plaster frame for junction box access.

#### PLASTER FRAME

- Housing adjusts in plaster frame to accommodate up to 1-3/8" ceiling thickness.
- Galvanized steel construction.
- Plaster frame features include:
  - Regressed locking screw for securing hanger bars.
  - Cutouts for easily crimping hanger bars in position.
  - HALO name embossed on plaster frame.
  - The housing may be removed from plaster frame to provide access to the junction box.

#### SLIDE-N-SIDE™ JUNCTION BOX

- Positioned to accommodate straight conduit runs
- Seven 1/2" trade size conduit knockouts with true pry-out slots
- Slide-N-Side™ wire traps allow non metallic sheathed cable to be installed without tools and without removing knockouts.
- Accepts a wide range of non-metallic (type NM) sheathed cables - the standard cable types used in lighting in both U.S. and Canada.
  - Allows wiring connections to be made outside the junction box
  - Simply insert the cable directly into the trap after connections are made.
  - Accommodates the following standard non-metallic sheathed cable sizes:
    - (US) #14/2, #14/3, #12/2, #12/3
    - (Canada) #14/2, #14/3, #12/2

#### "QUICK CONNECT" CONNECTORS

Three quick connect wiring connectors included.

#### Got NAIL!™ Pass-N-Thru™ BAR HANGERS

- Pre-installed nail easily installs in regular lumber, engineered lumber and laminated beams.
- Safety and guidance system prevents snagging, ensures smooth straight nail penetration and allows bar hangers to be easily removed if necessary.
- Automatic levelling flange aligns the housing and lets you hold the housing in place with one hand while driving nails.
- Housing can be positioned at any point within 24" joist span.
- Pass-N-Thru™ feature allows bar hangers to be shortened without removing from plaster frame.
- Score lines allow "tool-less" shortening for 12" joists.
- Bar hangers may be repositioned 90°.
- Integral T-bar clip snaps onto T-bars - no additional clips required.

#### SOCKET

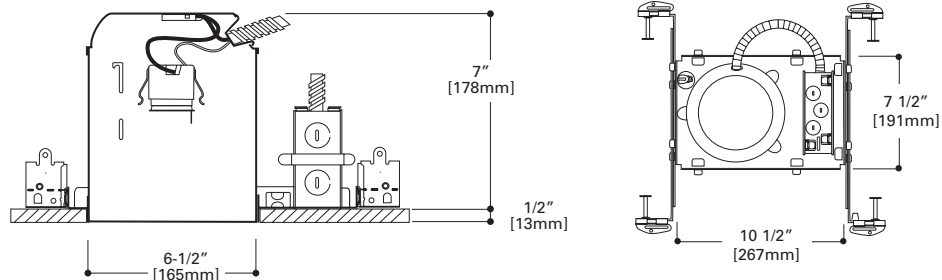
Porcelain socket with nickel plated brass screw shell, snaps into trim for consistent lamp positioning.

#### THERMAL PROTECTOR

Self resetting thermal protector deactivates fixture if overheating occurs due to improper lamping.

#### LABELS

- UL/cUL Listed 1598 Luminaire
- UL/cUL Listed for Damp Location
- UL/cUL Listed for Wet Location, covered ceiling
- UL/cUL Listed for Feed Through
- UL/CUL Listed for direct contact with insulation and combustible material



# H7ICATNB

## 6" Aperture, New Construction, ICAT 120V Line Voltage, No Socket Bracket

The H7 recessed housings are the standard in the industry for both commercial and residential applications. The wide variety of trims available allows a number of different lighting effects to be created with one basic housing. The H7ICATNB is designed for installations where the housing will be in direct contact with insulation. Additionally, the H7ICATNB housing meets restricted air flow requirements. The H7ICATNB is designed to save installation time. It is designed without a socket plate for use with socket supporting trims only. With these trims there is no need to spend time removing the socket from the socket plate and the socket plate from the housing.



## FEATURES

### HOUSING

- Aluminum construction for greater heat dissipation.
- Sealed and gasketed for AIR-TITE™ installation.
- Designed for insulated ceilings in direct contact with insulation. (May also be installed in non-insulated ceilings.)

### PLASTER FRAME

Housing adjusts in plaster frame to accommodate up to 1-3/8" ceiling thickness. Galvanized steel construction. Plaster frame features include:

- Regressed locking screw for securing hanger bars.
- Cutouts for easily crimping hanger bars in position.
- The housing may be removed from plaster frame to provide access to the junction box.
- HALO name embossed on plaster frame.
- Pre-installed AIR-TITE gasket.

### SLIDE-N-SIDE™ JUNCTION BOX

- Positioned to accommodate straight conduit runs
- Seven 1/2" trade size conduit knockouts with true pry-out slots
- Slide-N-Side™ wire traps allow non metallic sheathed cable to be installed without tools and without removing knockouts.
- Accepts a wide range of non-metallic (type NM) sheathed cables - the standard cable types used in lighting in both U.S. and Canada.
  - Allows wiring connections to be made outside the junction box
  - Simply insert the cable directly into the trap after connections are made.
  - Accommodates the following standard non-metallic sheathed cable sizes:
    - (US) #14/2, #14/3, #12/2, #12/3
    - (Canada) #14/2, #14/3, #12/2

### "QUICK CONNECT" CONNECTORS

Three quick connect wiring connectors included.

### Got NAIL!™ Pass-N-Thru™ BAR HANGERS

- Pre-installed nail easily installs in regular lumber, engineered lumber and laminated beams.
- Safety and guidance system prevents snagging, ensures smooth straight nail penetration and allows bar hangers to be easily removed if necessary.
- Automatic levelling flange aligns the housing and lets you hold the housing in place with one hand while driving nails.
- Housing can be positioned at any point within 24" joist span.
- Pass-N-Thru™ feature allows bar hangers to be shortened without removing from plaster frame.
- Score lines allow "tool-less" shortening for 12" joists.
- Bar hangers may be repositioned 90°.
- Integral T-bar clip snaps onto T-bars - no additional clips required.

### SOCKET

Porcelain socket with nickel plated brass screw shell, snaps into trim for consistent lamp positioning.

### THERMAL PROTECTOR

Self resetting thermal protector deactivates fixture if overheating occurs due to improper lamping.

### LABELS

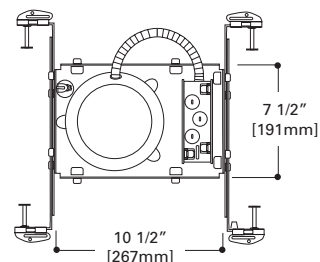
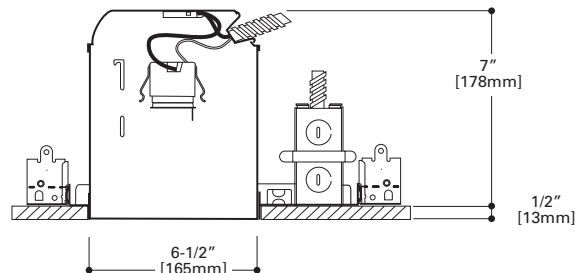
- UL/cUL Listed 1598 Luminaire
- UL/cUL Damp Location Listed
- UL/cUL Listed for Wet Location, covered ceiling
- UL/cUL Listed for Feed Through
- UL/CUL Listed for direct contact with insulation and combustible material

### QUALIFICATION

#### IC and AIR-TITE™

Certified under ASTM-E283 and listed UL/cUL 1598. May be used to meet insulated ceiling and restricted air-flow requirements such as:

- Washington State Energy Code
- International Energy Conservation Code (IECC)
- New York State Energy Conservation Construction Code (NY-ECCC)
- State of California Title 24 "Recessed Luminaires in Insulated Ceilings."



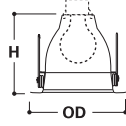
30

Super Trim™ AIR-TITE Reflector



- Self-flanged socket Supporting trim with torsion spring retention
- Accepts a wide range of lamps
- Makes installation AIR-TITE regardless of housing used

H71CTNB	60W A19, 65W BR30, 65W PAR38, 75W PAR30, 75W R30, 75W PAR30L, 90W BR40
H71CATNB	



Height: 5" [127mm]  
Outside Diameter: 7-1/4" [184mm]



**30HAT**  
White Trim with Haze Reflector

**30RGAT**  
White Trim with Gold Reflector

**30CAT**  
White Trim with Clear Specular Reflector

Halo AIR-TITE trims are designed to meet restricted airflow requirements. However local code may require a trim gasket regardless of trim design. Where required, use accessory trim gasket GA-ATRIM. Order separately in a 6 pack: GA-ATTRIM-6PK.

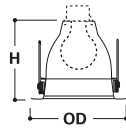
30SBAT

Super Trim™ Self Flanged Reflector




- Black Specular Reflector and Trim
- Self-flanged socket supporting trim with torsion spring retention
- Accepts a wide range of lamps
- Makes installation AIR-TITE regardless of housing used

H71CTNB	40W A19, 50W PAR30, 50W PAR38, 65W BR30, 75W PAR30L, 75W R30
H71CATNB	



Height: 5" [127mm]  
Outside Diameter: 7-1/4" [184mm]



**30SBAT**  
Black Specular Reflector

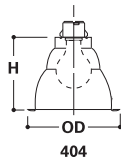
Halo AIR-TITE trims are designed to meet restricted airflow requirements. However local code may require a trim gasket regardless of trim design. Where required, use accessory trim gasket GA-ATRIM. Order separately in a 6 pack: GA-ATTRIM-6PK.

404

Specular Reflector

- Full reflector for use with A-lamps.
- Can lip friction clip retention
- Accessories available: TRM6 designer trim rings, OT403 oversize trim ring

H71CTNB	60W A19
H71CATNB	



Height: 5" [127mm]  
Outside Diameter: 7-1/4" [184mm]



**404C**  
White Trim with Clear Specular Reflector

**404H**  
White Trim with Haze Reflector

**404SN**  
Satin Nickel Trim with Satin Nickel Reflector



**404AC**  
Antique Copper Trim with Antique Copper Reflector

**404TBZ**  
Tuscan Bronze Trim with Tuscan Bronze Reflector

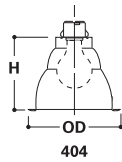
**404RG**  
White Trim with Gold Reflector

# 4041

- Full reflector for use with A-lamps.
- Can lip friction clip retention
- Accessories available: TRM6 designer trim rings, OT403 oversize trim ring

H7ICTNB	60W A19
H7ICATNB	

## Self Flanged White Reflector



404  
 Height: 5-1/4" [133mm]  
 Outside Diameter: 7-1/4" [184mm]

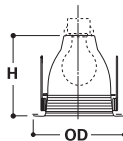


**4041P**  
 White Self Flanged Reflector

# 30

- Metal Baffle
- Self-flanged socket supporting trim with torsion spring construction
- Accepts a wide range of lamps
- Makes installation AIR-TITE regardless of housing used

H7ICTNB	40W A19, 65W BR30, 75W R30, 75W PAR30, 75W PAR30L, 65W PAR38, 90W BR40
H7ICATNB	



Height: 5" [127mm]  
 Outside Diameter: 7-1/4" [184mm]

## Super Trim™ AIR-TITE Baffle



**30WAT**  
 White Trim with White Baffle and White Reflector

**30WATH**  
 White Trim with White Baffle and Clear Reflector

**30PAT**  
 White Trim with Black Baffle and Clear Reflector



**30SNAT**  
 Satin Nickel Trim with Satin Nickel Baffle and Reflector

**30SCAT**  
 Antique Copper Trim with Antique Copper Baffle and Reflector

**30TBZAT**  
 Tuscan Bronze Trim with Tuscan Bronze Baffle and Reflector

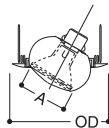
Halo AIR-TITE trims are designed to meet restricted airflow requirements. However local code may require a trim gasket regardless of trim design. Where required, use accessory trim gasket GA-ATRIM. Order separately in a 6 pack: GA-ATTRIM-6PK.

# 74

- Provides optimum position for PAR30 lamps
- Torsion Spring retention

H7ICTNB	75W PAR30
H7ICATNB	

## Eyeball - 30° Tilt



Aperture: 3-7/8" [98mm]  
 Outside Diameter: 8" [203mm]



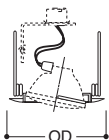
**74P**  
 White Trim and Eyeball

# 76

- For use with PAR38 lamps
- Includes adapter for side prong lamp
- 50° tilt with side prong lamp
- 30° tilt with screw base lamp
- Torsion Spring retention

H7ICTNB	45W PAR38 (Side Prong lamp recommended)
H7ICATNB	

## Adjustable Gimbal



Outside Diameter: 8" [203mm]



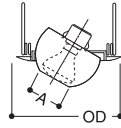
**76P**  
 White Trim with Gimbal Ring

77

Adjustable Eyeball - 30° Tilt

- For use with R20 and PAR20 lamps
- Torsion spring retention

H7ICTNB	50W PAR20, 75W R20
H7ICATNB	



Aperture: 2-3/4" [70mm]  
Outside Diameter: 8" [203mm]



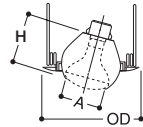
77P  
White Trim with White Eyeball

78

Eyeball - 30° Tilt

- Torsion spring retention
- Wide Choice of finishes for any decor
- 30° Tilt, 360° rotation

H7ICTNB	65W BR30, 75W R30 , 75W PAR30L
H7ICATNB	



Height: 4-1/8" [105mm]  
Aperture: 3-15/16" [100mm]  
Outside Diameter: 8" [203mm]

*Halo AIR-TITE trims are designed to meet restricted airflow requirements. However local code may require a trim gasket regardless of trim design. Where required, use accessory trim gasket GA-ATRIM. Order separately in a 6 pack: GA-ATTRIM-6PK.*



78P  
White Trim with White Eyeball

78PAT  
White Trim with White Eyeball -  
AIR-TITE trim

78SN  
Satin Nickel Trim with  
Satin Nickel Eyeball



78AC  
Antique Copper Trim with  
Antique Copper Eyeball

78TBZ  
Tuscan Bronze Trim with  
Tuscan Bronze Eyeball

78B  
Satin Brass Trim with Satin Brass  
Eyeball



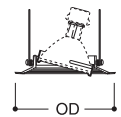
78PB  
Polished Brass Trim with Polished  
Brass Eyeball

376

Adjustable

- Regressed Gimbal with Baffle
- Torsion spring retention

H7ICTNB	50W PAR30, 50W PAR30L
H7ICATNB	



Outside Diameter: 7-1/4" [184mm]



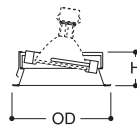
376P  
White Trim Ring, Black Baffle

378

Adjustable with Splay

- Regressed Gimbal with Splay Trim
- Accessories available: TRM6 designer trim rings, OT403 oversize trim ring
- Friction clip on trim

H7ICTNB	35W PAR30L
H7ICATNB	



Outside Diameter: 7-1/4" [184mm]



378P  
White Trim with White Splay Trim

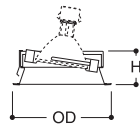
378  
White Trim with Clear Specular  
Splay Trim

## 478

### Adjustable with Splay

- Adjustable Gimbal with Splay Trim
- Accessories available: TRM6 designer trim rings, OT403 oversize trim ring
- Friction clip on trim

H71CTNB	45W PAR38
H71CATNB	



Outside Diameter: 7-1/4" [184mm]



**478P**  
White Trim with White Splay

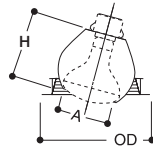
**478**  
White Trim with Clear Specular Splay

## 420

### Regressed Eyeball - 30° Tilt

- Regressed eyeball with baffle splay
- Accessories available: TRM6 designer trim rings, OT403 oversize trim ring

H71CTNB	50W PAR30L, 50W PAR30, 60W BR30
H71CATNB	



Height: 3-15/16" [100mm]  
Aperture: 4" [102mm]  
Outside Diameter: 7-1/4" [184mm]



**420W**  
White Trim with White Eyeball and White Baffle

**420P**  
White Trim with White Eyeball and Black Baffle

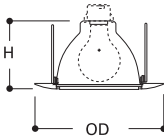
**420PB**  
Polished Brass Trim with Polished Brass Eyeball and Black Baffle

## 170

### Albalite Lens with Reflector

- White trim with Frosted Glass Albalite lens
- PS version is wet location listed for use in showers
- Non-conductive, non-corrosive gasketed polymer trim ring
- Torsion spring retention

H71CTNB	40W A19
H71CATNB	



Height: 4" [101mm]  
Outside Diameter: 8" [203mm]



**170P**  
White Trim with Frosted Albalite Lens

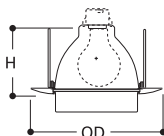
**170PS**  
White Trim with Frosted Albalite Lens, Wet Location and AIR-TITE listed

## 171

### Drop Opal Lens with Reflector

- White trim with Drop Opal glass lens
- PS version is wet location listed for use in showers
- Non-conductive, non-corrosive gasketed polymer trim ring
- Torsion spring retention

H71CTNB	40W A19
H71CATNB	



Height: 4" [101mm]  
Outside Diameter: 8" [203mm]



**171P**  
White Trim with Drop Opal Lens

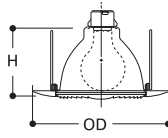
**171PS**  
White Trim with Drop Opal Lens, Wet Location and AIR-TITE listed

173

Fresnel Lens with Reflector

- White Trim with glass Fresnel lens
- PS version is wet location listed for use in showers
- Non-conductive, non-corrosive gasketed polymer trim ring
- Torsion spring retention

H7ICTNB	40W A19
H7ICATNB	



Height: 4" [101mm]  
Outside Diameter: 8" [203mm]



**173P**  
White Trim with Fresnel Lens

**173PS**  
White Trim with Fresnel Lens,  
Wet Location and AIR-TITE listed

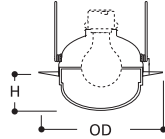
172

Dome Lens with Reflector

- Frosted Glass Dome
- Wet location listed for use in showers
- Non-conductive, non-corrosive gasketed polymer trim ring
- Torsion spring retention

H7ICTNB	50W PAR30, 60W A19
H7ICATNB	

Height: 2-1/8" [54mm]  
Outside Diameter: 7-3/4" [197mm]



**172PS**  
White Trim with Frosted Glass  
Dome, Wet Location Listed

**172SNS**  
Satin Nickel Trim with Frosted  
Glass Dome, Wet Location Listed

**172ACS**  
Antique Copper Trim with Frosted  
Glass Dome, Wet Location Listed



**172TBZS**  
Tuscan Bronze Trim with Frosted  
Glass Dome, Wet Location Listed

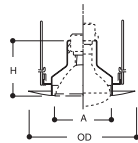
300

Open Trim with Socket Support

- Open trim for BR and PAR Lamps
- Torsion spring retention

H7ICTNB	65W BR30, 75W PAR30, 75W PAR30L
H7ICATNB	

Aperture: 4" [102mm]  
Outside Diameter: 7-1/4" [184mm]



**300P**  
White Trim

**300SN**  
Satin Nickel Trim

**300AC**  
Antique Copper Trim



**300TBZ**  
Tuscan Bronze Trim

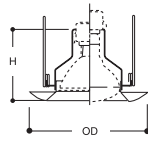


# 327

## White Splay Trim

- Includes integral socket support
- Torsion spring retention

H7ICTNB	65W BR30, 75W PAR30, 75W PAR30L
H7ICATNB	



Height: 4-1/2" [114mm]  
Outside Diameter: 7-3/4" [197mm]



**327P**  
White Splay Trim with socket support and torsion springs

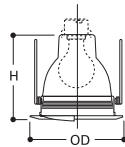
# 430

## Wall Wash with Baffle and Full Reflector



- Designed to spread light close to the ceiling to eliminate the "cave effect"
- Torsion spring retention
- AIR-TITE construction

H7ICTNB	40W A19
H7ICATNB	




Height: 5" [127mm]  
Outside Diameter: 7-1/4" [184mm]



**430W**  
White Trim with White Baffle

**430P**  
White Trim with Black Baffle



## H7T

### 6" Aperture, New Construction, Non-IC 120V Line Voltage

The H7 recessed housing is the standard in the industry for both commercial and residential applications. The wide variety of trims available allows a number of different lighting effects to be created with one basic housing. The H7T is for use in non-insulated ceilings. If ceiling insulation is present, it must be kept 3 inches from all sides of housing.



## FEATURES

### HOUSING

Die-stamped CRS with white powder coat finish.

### SOCKET PLATE

- Rigid socket plate adjusts and locks without tools for various lamp sizes.
- Socket plate and bracket may be removed when using socket supporting trims.

### PLASTER FRAME

- Galvanized steel construction.
- The housing can be removed from plaster frame to provide access to the junction box.
- Plaster frame features include:
  - Patented regressed locking screw positioned for securing hanger bars from below the ceiling.
  - Cutouts for easily crimping hanger bars in position.
  - HALO name embossed on plaster frame.

### SLIDE-N-SIDE™ JUNCTION BOX

- Seven 1/2" trade size conduit knockouts with true pry-out slots are positioned to accommodate straight conduit runs.
- Slide-N-Side™ wire traps allow non-metallic sheathed cable to be installed without tools and without removing knockouts.
- Accepts a wide range of non-metallic sheathed cable.
  - Allows wiring connections to be made outside the junction box.
  - Simply insert the cable directly into the trap after connections are made.
  - Accommodates the following standard non-metallic sheathed cable sizes:
    - (US) #14/2, #14/3, #12/2, #12/3
    - (Canada) #14/2, #14/3, #12/2

### "QUICK CONNECT" CONNECTORS

Three quick connect wiring connectors included.

### Got NAIL!™ Pass-N-Thru™ BAR HANGERS

- Pre-installed nail easily installs in regular lumber, engineered lumber and laminated beams.
- Safety and guidance system prevents snagging, ensures smooth straight nail penetration and allows bar hangers to be easily removed if necessary.
- Automatic levelling flange aligns the housing and lets you hold the housing in place with one hand while driving nails.
- Housing can be positioned at any point within 24" joist span.
- Pass-N-Thru™ feature allows bar hangers to be shortened without removing from plaster frame.
- Score lines allow "tool-less" shortening for 12" joists.
- Integral T-bar clip snaps onto T-bars - no additional clips required.

### SOCKET

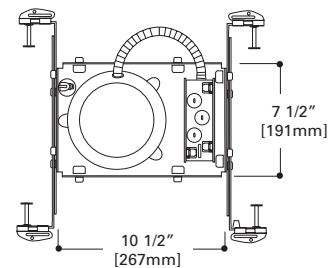
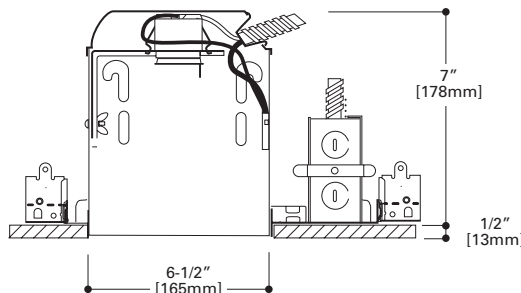
Porcelain socket with nickel plated brass screw shell, snaps into socket plate (or into socket supporting trim for consistent lamp positioning.)

### THERMAL PROTECTOR

Self resetting thermal protector deactivates fixture if overheating occurs due to improper lamping or incorrect application of insulation material.

### LABELS

- UL/cUL Listed 1598 Luminaire
- UL/cUL Damp Location Listed
- UL/cUL Listed for Wet Location, covered ceiling
- UL/cUL Listed for Feed Through
- IP Rated (Improper Lamp)



# H7TCP

## 6" Aperture, New Construction or Remodel, Non-IC, Chicago Plenum rated 120V Line Voltage

The H7 recessed housing is the standard in the industry for both commercial and residential applications. The wide variety of trims available allows a number of different lighting effects to be created with one basic housing. The H7TCP is designed for non-insulated Chicago Plenum ceilings. Insulation must be kept a minimum of 3 inches from all sides of housing.



## FEATURES

### HOUSING

- Single wall housing with white semi-gloss paint finish.
- Constructed and gasketed to meet Chicago CCEA requirements.

### PLASTER FRAME

- "Boat Shaped" plaster frame design for new construction or remodel in existing ceilings.
- Galvanized steel die-formed construction.
- Housing adjusts in plaster frame to accommodate up to 1" ceiling thickness.

### JUNCTION BOX

- Positioned to accommodate straight conduit runs.
- Seven 1/2" trade size conduit knockouts with true pry-out slots.

### BAR HANGERS

- Bar hangers overlap for housing adjustment within joist spans.
- Crimp tabs on plaster frame lock bars into position.
- Optional TB-7 T-bar clips secure bar hangers to suspended grid ceilings.

### SOCKET

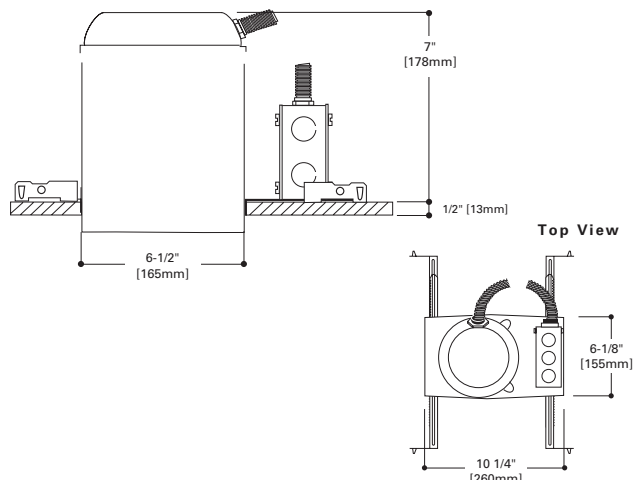
Porcelain socket with nickel plated brass screw shell, snaps into socket plate (or into socket supporting trim for consistent lamp positioning.)

### LABELS

- UL/cUL Listed 1598 Luminaire
- UL/cUL Listed for Damp Location
- UL/cUL Listed for Wet Location, covered ceiling
- UL/cUL listed for Feed Through

### COMPLIANCE

- City of Chicago Plenum Listing





## H7RT

6" Aperture, Remodel, Non-IC  
120V Line Voltage

The H7 recessed housing is the standard in the industry for both commercial and residential applications. The wide variety of trims available allows a number of different lighting effects to be created with one basic housing. The H7RT is suited for use in non-insulated existing ceilings. Housing slips through opening in ceiling. If ceiling insulation is present, it must be kept 3 inches from all sides of housing.



### FEATURES

#### HOUSING

- Die-stamped CRS with white powder coat finish.
- For installation from below the finished ceiling. Integral flange secures fixture against ceiling

#### SOCKET PLATE

Rigid socket plate adjusts and locks without tools for various lamp sizes.

#### REMODEL SPRINGS

Four remodel springs secure housing and accommodate 1/2" and 5/8" ceiling material.

#### JUNCTION BOX

- Seven 1/2" trade size conduit knockouts with true pry-out slots are positioned to accommodate straight conduit runs.
- Four NM cable pryouts included.

#### "QUICK CONNECT" CONNECTORS

Three quick connect wiring connectors included.

#### SOCKET

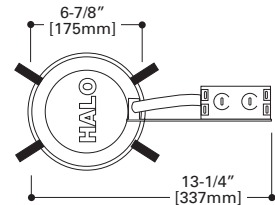
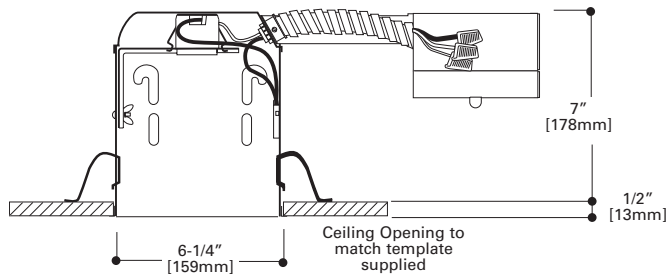
Porcelain socket with nickel plated brass screw shell, snaps into socket plate (or into socket supporting trim for consistent lamp positioning.)

#### THERMAL PROTECTOR

Self resetting thermal protector deactivates fixture if overheating occurs due to improper lamping.

#### LABELS


- UL/cUL Listed 1598 Luminaire
- UL/cUL Listed for Damp Location
- UL/cUL Listed for Wet Location, covered ceiling
- UL/cUL Listed for Feed Through
- IP Rated (Improper Lamp)



# H7TNB

## 6" Aperture, New Construction, Non-IC 120V Line Voltage, No Socket Bracket

The H7 recessed housing is the standard in the industry for both commercial and residential applications. The wide variety of trims available allows a number of different lighting effects to be created with one basic housing. The H7TNB is designed without a socket plate for use with socket supporting trims only. With these trims there is no need to spend time removing the socket from the socket plate and the socket plate from the housing. The H7TNB is suited for use in non-insulated ceilings. If ceiling insulation is present, it must be kept 3 inches from all sides of housing.



## FEATURES

### HOUSING

Die-stamped CRS with white powder coat finish.

### PLASTER FRAME

- Galvanized steel construction.
- The housing can be removed from plaster frame to provide access to the junction box.
- Plaster frame features include:
  - Patented regressed locking screw positioned for securing hanger bars from below the ceiling.
  - Cutouts for easily crimping hanger bars in position.
  - HALO name embossed on plaster frame.

### SLIDE-N-SIDE™ JUNCTION BOX

- Seven 1/2" trade size conduit knockouts with true pry-out slots are positioned to accommodate straight conduit runs.
- Slide-N-Side™ wire traps allow non-metallic sheathed cable to be installed without tools and without removing knockouts.
- Accepts a wide range of non-metallic sheathed cable.
  - Allows wiring connections to be made outside the junction box.
  - Simply insert the cable directly into the trap after connections are made.
  - Accommodates the following standard non-metallic sheathed cable sizes:  
(US) #14/2, #14/3, #12/2, #12/3  
(Canada) #14/2, #14/3, #12/2

### "QUICK CONNECT" CONNECTORS

Three quick connect wiring connectors included.

### Got NAIL!™ Pass-N-Thru™ BAR HANGERS

- Pre-installed nail easily installs in regular lumber, engineered lumber and laminated beams.
- Safety and guidance system prevents snagging, ensures smooth straight nail penetration and allows bar hangers to be easily removed if necessary.
- Automatic levelling flange aligns the housing and lets you hold the housing in place with one hand while driving nails.
- Housing can be positioned at any point within 24" joist span.
- Pass-N-Thru™ feature allows bar hangers to be shortened without removing from plaster frame.
- Score lines allow "tool-less" shortening for 12" joists.
- Integral T-bar clip snaps onto T-bars - no additional clips required.

### SOCKET

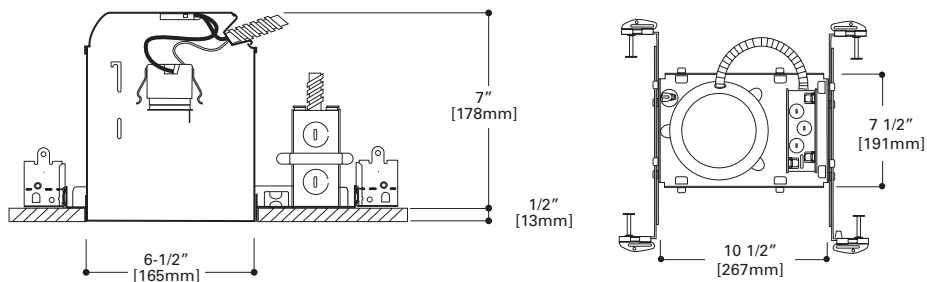
Porcelain socket with nickel plated brass screw shell, snaps into trim for consistent lamp positioning.

### THERMAL PROTECTOR

Self resetting thermal protector deactivates fixture if overheating occurs due to improper lamping or incorrect application of insulation material.

### LABELS

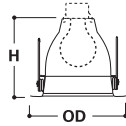
- UL/cUL Listed 1598 Luminaire
- UL/cUL Listed for Damp Location
- UL/cUL Listed for Wet Location, covered ceiling
- UL/cUL Listed for Feed Through
- IP Rated (Improper Lamp)



30

- Self-flanged socket supporting trim with torsion spring retention
- Accepts a wide range of lamps
- Makes installation AIR-TITE regardless of housing used

H7T	75W PAR30, 75W PAR30L, 85W BR30, 100W R30, 100W A19
H7TNB	
H7RT	50W PAR30, 65W BR30, 75W R30, 75W PAR30L, 150W A21



Height: 5" [127mm]  
Outside Diameter: 7-1/4" [184mm]

Super Trim™ AIR-TITE Reflector



**30HAT**  
White Trim with Haze Reflector

**30RGAT**  
White Trim with Gold Reflector

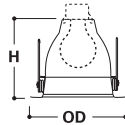
**30CAT**  
White Trim with Clear Specular Reflector

Halo AIR-TITE trims are designed to meet restricted airflow requirements. However local code may require a trim gasket regardless of trim design. Where required, use accessory trim gasket GA-ATRIM. Order separately in a 6 pack: GA-ATTRIM-6PK.

30SBAT


- Black Specular Reflector and Trim
- Self Flanged Socket Supporting Trim with Torsion spring retention
- Accepts a wide range of lamps
- Makes installation AIR-TITE regardless of housing used

H7T	50W PAR30, 75W PAR30, 100W R30, 85W BR30, 150W R40, 120W BR40, 100W A19, 150W PAR38, 150W A21
H7TNB	
H7RT	50W PAR30, 65W BR30, 75W R30, 75W PAR30L, 150W A21



Height: 5" [127mm]  
Outside Diameter: 7-1/4" [184mm]

Super Trim™ Self Flanged Reflector



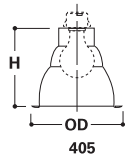
**30SBAT**  
Black Specular Reflector

Halo AIR-TITE trims are designed to meet restricted airflow requirements. However local code may require a trim gasket regardless of trim design. Where required, use accessory trim gasket GA-ATRIM. Order separately in a 6 pack: GA-ATTRIM-6PK.

405

- Full reflector for use with A-lamps
- Accessories available: TRM6 designer trim rings, OT403 oversize trim ring
- Can lip friction clip retention

H7T	150W A21
H7RT	
H7TNB	



Height: 6" [152mm]  
Outside Diameter: 7-1/4" [184mm]

Specular Reflector



**405SC**  
White Trim with Clear Specular Reflector

**405H**  
White Trim with Haze Reflector

**405RG**  
White Trim with Gold Reflector

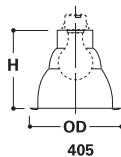


**405CG**  
White Trim with Champagne Gold Reflector

4051

- Full reflector for use with A-lamps.
- Can lip friction clip retention
- Accessories available: TRM6 designer trim rings, OT403 oversize trim ring

H7T	150W A21
H7RT	
H7TNB	



Height: 6" [152mm]  
Outside Diameter: 7-1/4" [184mm]

Self Flanged White Reflector



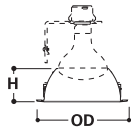
**4051P**  
White Self Flanged Reflector

# 429

## Dayform White Cone

- Sloped sides shield interior view of housing
- Accessories available: TRM6 designer trim rings, OT403 oversize trim ring

H7T	65W BR30, 75W R30
H7RT	65W BR30, 75W R30, 75W PAR30, 75W PAR30L



Height: 3" [76mm]  
Outside Diameter: 7-1/4" [184mm]



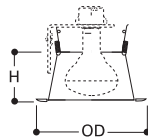
**429P**  
White Trim and Splay Reflector

# 426

## Reflector Cone

- Accepts a wide variety of lamps
- Coil spring retention
- Accessories available: TRM6 designer trim rings, OT403 oversize trim ring

H7T	65W BR30, 75W R30, 75W PAR30, 120W BR40, 150W R40, 150W PAR38
H7RT	65W BR30, 75W R30, 75W PAR30, 75W PAR30L, 120W BR40, 150W R40



Height: 2-11/16" [68mm]  
Outside Diameter: 7-1/4" [184mm]



**426**  
White Trim Ring with  
Clear Specular Reflector Cone

**426MB**  
White Trim with Specular Black  
Reflector Cone


**426H**  
White Trim with Haze Reflector  
Cone



**426SN**  
Satin Nickel Trim with  
Satin Nickel Reflector Cone

**426AC**  
Antique Copper Trim with  
Antique Copper Reflector Cone

**426TBZ**  
Tuscan Bronze Trim with  
Tuscan Bronze Reflector Cone



**426RG**  
White Trim with Residential Gold  
Reflector Cone

**426CG**  
White Trim with Champagne Gold  
Reflector Cone



**H930**  
R/PAR lamp aiming accessory for 310 and 426 trims.  
Allows 30° tilt and 358° rotation.

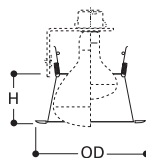
H7T	75W PAR30, 100W R30
H7TNB	
H7RT	50W PAR30, 100W R30

# 4261

## Self Flange White Reflector Cone

- Accepts R and PAR lamps
- Coil Spring retention

H7T	65W BR30, 75W R30, 75W PAR30, 120W BR40, 150W R40, 150W PAR38
H7RT	65W BR30, 75W R30, 75W PAR30, 75W PAR30L, 120W BR40, 150W R40



Height: 2-5/8" [67mm]  
Outside Diameter: 7-1/4" [184mm]

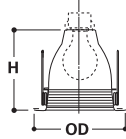


**4261P**  
White Self Flanged Reflector Cone

30

- Metal Baffle
- Self-flanged socket supporting trim with torsion spring construction
- Accepts a wide range of lamps
- Makes installation AIR-TITE regardless of housing used

H7T	100W R30, 150W PAR38, 75W PAR30,
H7TNB	75W PAR30L, 85W BR30, 100W A19
H7RT	50W PAR30, 50W PAR30L, 100W R30, 85W BR30, 100W A19, 150W PAR38



Height: 5" [127mm]  
Outside Diameter: 7-1/4" [184mm]


Super Trim™ AIR-TITE Baffle



**30WAT**  
White Trim with White Baffle and White Reflector

**30WATH**  
White Trim with White Baffle and Clear Reflector

**30PAT**  
White Trim with Black Baffle and Clear Reflector



**30SNAT**  
Satin Nickel Trim with Satin Nickel Baffle and Reflector

**30SCAT**  
Antique Copper Trim with Antique Copper Baffle and Reflector

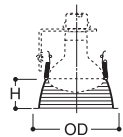
**30TBZAT**  
Tuscan Bronze Trim with Tuscan Bronze Baffle and Reflector

Halo AIR-TITE trims are designed to meet restricted airflow requirements. However local code may require a trim gasket regardless of trim design. Where required, use accessory trim gasket GA-ATRIM. Order separately in a 6 pack: GA-ATTRIM-6PK.

310

- Black or White Phenolic Coilex Baffle with separate metal trim ring
- Accessories available: TRM6 designer trim rings, OT403 oversize trim ring
- Coil Spring retention
- 310WG and 310PG models with separate wider metal trim ring hides ceiling irregularities and cut-out errors


H7T	65W BR30, 75W R30, 75W PAR30
H7RT	65W BR30, 75W R30, 75W PAR30, 75W PAR30L



**310W, P, SN, AC, TBZ**  
Height: 3" [76mm]  
Outside Diameter: 7-1/4" [184mm]

**310WG, PG**  
Height: 3" [76mm]  
Outside Diameter: 8" [203mm]


Coilex® Baffle



**310W**  
White Trim with White Coilex Baffle

**310P**  
White Trim with Black Coilex Baffle

**310SN**  
Satin Nickel Trim with Black Coilex Baffle



**310AC**  
Antique Copper Trim with Black Coilex Baffle

**310TBZ**  
Tuscan Bronze Trim with Black Coilex Baffle

**310WG**  
Wide White Trim Ring with White Coilex Baffle



**310PG**  
Wide White Trim Ring with Black Coilex Baffle



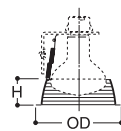
**H930**  
R/PAR lamp aiming accessory for 310 and 426 trims. Allows 30° tilt and 358° rotation.

H7T	75W PAR30, 100W R30
H7TNB	
H7RT	50W PAR30, 100W R30

312

- Black or White Phenolic Coilex Baffle with separate metal trim ring
- 312 baffle features smaller lamp opening to conceal interior view of housing when used with PAR lamps
- Accessories available: TRM6 designer trim rings, OT403 oversize trim ring
- Coil Spring retention

H7T	65W BR30, 75W R30, 75W PAR30
H7RT	65W BR30, 75W R30, 75W PAR30, 75W PAR30L



Height: 2-1/4" [57mm]  
Outside Diameter: 7-1/4" [184mm]

Coilex® Baffle



**312W**  
White Trim with White Baffle

**312P**  
White Trim with Black Baffle



## 410

### Coilex® Baffle

- Black or White Phenolic Coilex Baffle with separate trim ring
- For PAR38 and R40 lamps

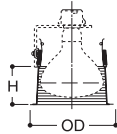
H7T	150W PAR38, 120W BR40, 150W R40
H7RT	120W BR40, 150W R40



**410W**  
White Trim with White Baffle  
(410WG - White Trim with White  
Baffle and 8" OD Trim Ring)

**410P**  
White Trim with Black Baffle

Height: 2-3/4" [70mm]  
Outside Diameter: 7-1/4" [184mm]



## 353

### Metal Baffle

- Metallic Finish Trim Rings and Baffles
- Coil Spring retention

H7T	65W BR30, 75W PAR30,
H7RT	75W R30

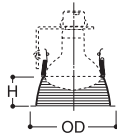


**353SN**  
Satin Nickel Trim with  
Satin Nickel Baffle

**353AC**  
Antique Copper Trim with  
Antique Copper Baffle

**353TBZ**  
Tuscan Bronze Trim with  
Tuscan Bronze Baffle

Height: 3" [76mm]  
Outside Diameter: 7-1/4" [184mm]

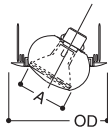


## 74

### Eyeball - 30° Tilt

- Provides optimum position for PAR30 lamps
- Torsion Spring retention

H7T	75W PAR30
H7RT	
H7TNB	



Aperture: 3-7/8" [98mm]  
Outside Diameter: 8" [203mm]



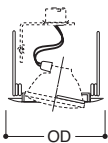
**74P**  
White Trim and Eyeball

## 76

### Adjustable Gimbal

- For use with PAR38 lamps
- Includes adapter for side prong lamp
- 50° tilt with side prong lamp
- 30° tilt with screw base lamp
- Torsion Spring retention

H7T	150W PAR38 Side Prong Lamp recommended
H7RT	
H7TNB	



Outside Diameter: 8" [203mm]



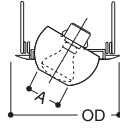
**76P**  
White Trim with Gimbal Ring

77

Adjustable Eyeball - 30° Tilt

- For use with R20 and PAR20 lamps
- Torsion spring retention

H7T	50W R20 50W PAR20
H7RT	
H7TNB	



Aperture: 2-3/4" [70mm]  
Outside Diameter: 8" [203mm]



**77P**  
White Trim with White Eyeball

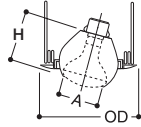
78

Eyeball - 30° Tilt

- Wide Choice of finishes for any decor
- 30° Tilt, 360° rotation
- Torsion spring retention

H7T	65W BR30, 75W R30, 75W PAR30, 75W PAR30L
H7RT	
H7TNB	

Height: 4-1/8" [105mm]  
Aperture: 3-15/16" [100mm]  
Outside Diameter: 8" [203mm]



**78P**  
White Trim with White Eyeball

**78PAT**  
White Trim with White Eyeball -  
AIR-TITE trim

**78SN**  
Satin Nickel Trim with  
Satin Nickel Eyeball



**78AC**  
Antique Copper Trim with  
Antique Copper Eyeball

**78TBZ**  
Tuscan Bronze Trim with  
Tuscan Bronze Eyeball

**78B**  
Satin Brass Trim with Satin Brass  
Eyeball

*Halo AIR-TITE trims are designed to meet restricted airflow requirements. However local code may require a trim gasket regardless of trim design. Where required, use accessory trim gasket GA-ATRIM. Order separately in a 6 pack: GA-ATRIM-6PK.*



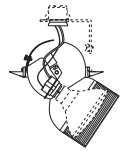
**78PB**  
Polished Brass Trim with Polished  
Brass Eyeball

90

Double Bubble Adjustable - 60° Tilt

- Provides up to 60° of tilt
- Torsion spring retention

H7T	250W PAR38
H7RT	



Outside Diameter: 8" [203mm]



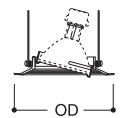
**90P**  
White Trim and Eyeball

376

Adjustable - 30° Tilt

- Regressed Gimbal with Baffle
- Torsion spring retention

H7T	75W PAR30
H7TNB	
H7RT	50W PAR30



Outside Diameter: 7-1/4" [184mm]



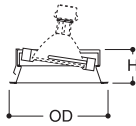
**376P**  
White Trim Ring, Black Baffle

## 378

- Regressed Gimbal with Splay Trim
- Accessories available: TRM6 designer trim rings, OT403 oversize trim ring
- Friction clip on trim

H7T	75W PAR30
H7TNB	
H7RT	

### Adjustable with Splay - 25° Tilt



Outside Diameter: 7-1/4" [184mm]



**378P**  
White Trim with White Splay Trim

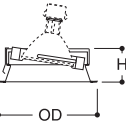
**378**  
White Trim with Clear Specular Splay Trim

## 478

- Adjustable Gimbal with Splay Trim
- Accessories available: TRM6 designer trim rings, OT403 oversize trim ring
- Friction clip on trim

H7T	90W PAR38
H7TNB	
H7RT	150W PAR38

### Adjustable with Splay - 25° Tilt



Outside Diameter: 7-1/4" [184mm]



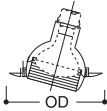
**478P**  
White Trim with White Splay

**478**  
White Trim with Clear Specular Splay

## 417

- 30° Tilt, 358° rotation

H7T	65W BR30, 75W R30
H7RT	
H7TNB	



Outside Diameter: 8" [203mm]

### Coilex® Baffle Eyeball - 30° Tilt



**417W**  
White Trim and Eyeball with White Coilex Baffle

**417P**  
White Trim and Eyeball with Black Coilex Baffle

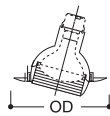
**417PB**  
Polished Brass Trim and Eyeball with Black Coilex Baffle

## 419

- 25° Tilt, 358° rotation
- Accessories available: TRM6 designer trim rings, OT403 oversize trim ring

H7T	75W PAR30
H7RT	
H7TNB	

### Regressed Eyeball with Splay - 25° Tilt



Outside Diameter: 7-1/4" [184mm]



**419P**  
White Trim and Eyeball with White Splay

**419**  
White Trim and Eyeball with Clear Splay

## 420

- Regressed eyeball with baffle splay
- Accessories available: TRM6 designer trim rings, OT403 oversize trim ring

H7T	65W BR30, 75W PAR30L, 75W PAR30
H7TNB	
H7RT	65W BR30, 75W PAR30

### Regressed Eyeball - 30° Tilt

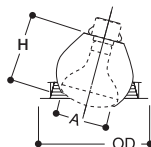


**420W**  
White Trim with White Eyeball and White Baffle

**420P**  
White Trim with White Eyeball and Black Baffle

**420PB**  
Polished Brass Trim with Polished Brass Eyeball and Black Baffle

Height: 3-15/16" [100mm]  
Aperture: 4" [102mm]  
Outside Diameter: 7-1/4" [184mm]

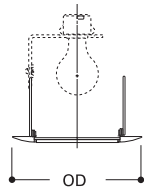


70

Albalite Lens

- White Trim, Frosted Glass Albalite Lens
- PS version is wet location listed for use in showers
- Non-conductive, non-corrosive polymer trim ring
- Torsion spring retention

H7T	60W A19
H7RT	



Outside Diameter: 8" [203mm]



**70P**  
White Trim with Frosted Albalite Lens

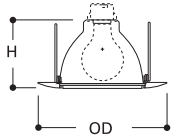
**70PS**  
White Trim with Frosted Albalite Lens, Wet Location

170

Albalite Lens with Reflector

- White Trim with Frosted Glass Lens
- PS version is wet location listed for use in showers
- Non-conductive, non-corrosive gasketed polymer trim ring
- Torsion spring retention

H7TNB	60W A19
-------	---------



Height: 4" [101mm]  
Outside Diameter: 8" [203mm]



**170P**  
White Trim with Frosted Albalite Lens

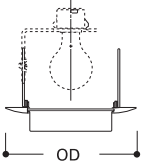
**170PS**  
White Trim with Frosted Albalite Lens, Wet Location and AIR-TITE listed

71

Drop Opal Lens

- White Trim, Drop Opal glass lens
- PS version is wet location listed for use in showers
- Non-conductive, non-corrosive polymer trim ring
- Torsion spring retention

H7T	60W A19
H7RT	



Outside Diameter: 8" [203mm]



**71P**  
White Trim with Drop Opal Lens

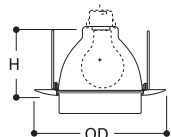
**71PS**  
White Trim with Drop Opal Lens, Wet Location

171

Drop Opal Lens with Reflector

- White Trim with Drop Opal glass lens
- PS version is wet location listed for use in showers
- Non-conductive, non-corrosive gasketed polymer trim ring
- Torsion spring retention

H7TNB	60W A19
-------	---------



Height: 4" [102mm]  
Outside Diameter: 8" [203mm]



**171P**  
White Trim with Drop Opal Lens

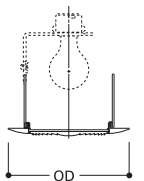
**171PS**  
White Trim with Drop Opal Lens, Wet Location and AIR-TITE listed

73

Fresnel Lens

- White Trim with glass Fresnel Lens
- PS version is wet location listed for use in showers
- Non-conductive, non-corrosive polymer trim ring
- Torsion spring retention

H7T	60W A19
H7RT	



Outside Diameter: 8" [203mm]



**73P**  
White Trim with Fresnel Lens

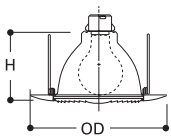
**73PS**  
White Trim with Fresnel Lens, Wet Location

173

Fresnel Lens with Reflector

- White Trim with glass Fresnel lens
- PS version is wet location listed for use in showers
- Non-conductive, non-corrosive gasketed polymer trim ring
- Torsion spring retention

H7TNB	60W A19
-------	---------



Height: 4" [102mm]  
Outside Diameter: 8" [203mm]



**173P**  
White Trim with Fresnel Lens

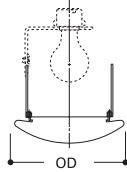
**173PS**  
White Trim with Fresnel Lens, Wet Location and AIR-TITE listed

## 75

- All glass diffuser
- Provides some illumination on the ceiling plane
- Torsion spring retention

H7T	60W A19
H7RT	

### Diffuser



Outside Diameter: 7-3/4" [197mm]



**75**  
All Glass Diffuser

## 172

- Frosted Glass Dome
- Wet location listed for use in showers
- Non-conductive, non-corrosive gasketed polymer trim ring
- Torsion spring retention

H7T	75W PAR30, 100W A19
H7TNB	
H7RT	50W PAR30, 60W A19

### Dome Lens with Reflector



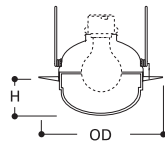
**172PS**  
White Trim with Frosted Glass Dome, Wet Location Listed

**172SNS**  
Satin Nickel Trim with Frosted Glass Dome, Wet Location Listed

**172ACS**  
Antique Copper Trim with Frosted Glass Dome, Wet Location Listed



**172TBZ**  
Tuscan Bronze Trim with Frosted Glass Dome, Wet Location Listed



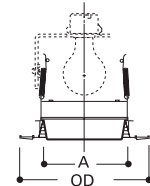
Height: 2-1/8" [54mm]  
Outside Diameter: 7-3/4" [197mm]

## 416

- Regressed glass diffuser
- Baffle splay
- Coil Spring retention

H7T	60W A19
H7RT	

### Regressed Diffuser



Aperture: 5-3/4" [146mm]  
Outside Diameter: 7-1/4" [184mm]



**416W**  
White Trim and Regressed Diffuser, White Baffle

**416P**  
White Trim and Regressed Diffuser, Black Baffle

## 300

- Open trim for BR, R, and PAR Lamps
- Torsion spring retention

H7T	65W BR30, 75W PAR30, 75W PAR30L, 75W R30
H7TNB	

### Open Trim with Socket Support



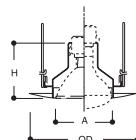
**300P**  
White Trim

**300SN**  
Satin Nickel Trim

**300AC**  
Antique Copper Trim



**300TBZ**  
Tuscan Bronze Trim



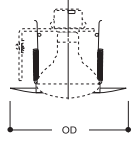
Aperture: 4" [102mm]  
Outside Diameter: 7-1/4" [184mm]

301

Open Trim

- Open trim for BR, R, and PAR Lamps
- Coil spring retention

H7T	65W BR30, 75W R30, 75W PAR30
H7RT	65W BR30, 75W R30, 75W PAR30, 75W PAR30L




Outside Diameter: 7-1/4" [184mm]



**301P**  
White Trim

**301SN**  
Satin Nickel Trim

**301AC**  
Antique Copper Trim



**301TBZ**  
Tuscan Bronze Trim

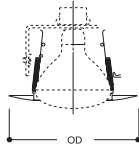
**301PB**  
Polished Brass Trim

401

Open Trim

- Open trim for R Lamps
- Coil spring retention

H7T	120W BR40, 150W R40
H7RT	



Outside Diameter: 8" [203mm]



**401P**  
White Trim

**401AL**  
Satin Aluminum Trim

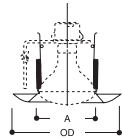
**401PB**  
Polished Brass Trim

328

White Splay Trim

- Coil spring retention

H7T	65W BR30, 75W R30, 75W PAR30
H7RT	65W BR30, 75W R30, 75W PAR30, 75W PAR30L



Aperture: 3-7/8" [98mm]  
Outside Diameter: 7-3/4" [197mm]



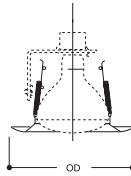
**328P**  
White Splay Trim

428

White Splay Trim

- Coil spring retention

H7T	120W BR40, 150W R40
H7RT	



Outside Diameter: 7-3/4" [197mm]



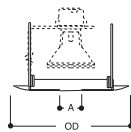
**428P**  
White Splay Trim

79

Pinhole Trim

- 1-7/8" open pinhole
- Torsion spring retention

H7T	50W R20
-----	---------



Outside Diameter: 8" [203mm]



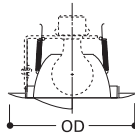
**79P**  
White Trim

# 303

## Wall Wash

- Coil spring retention

H7T	60W A19
H7RT	



Outside Diameter: 8" [203mm]



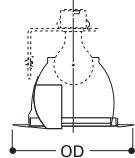
**303P**  
White Trim and Scoop

# 424

## Wall Wash / Reflector Downlight

- Designed to spread light on cabinets or wall close to ceiling and provide downlighting on counters

H7T	100W A19
H7RT	



Outside Diameter: 7-1/4" [184mm]



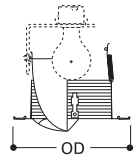
**424P**  
White Trim

# 425

## Wall Wash with Coilex® Baffle and Scoop Reflector

- Designated to spread light close to ceiling
- Coil spring retention

H7T	60W A19
H7RT	



Outside Diameter: 7-1/4" [184mm]



**425W**  
White Trim with White Baffle

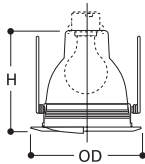
**425P**  
White Trim with Black Baffle

# 430

## Wall Wash with Baffle and Full Reflector

- Designed to spread light close to the ceiling to eliminate the "cave effect"
- Torsion spring retention
- AIR-TITE construction

H7T	90W TB19, 100W A19, 100W BT15, 100W MB19
H7TNB	



Height: 5" [127mm]  
Outside Diameter: 7-1/4" [184mm]



**430W**  
White Trim with White Baffle

**430P**  
White Trim with Black Baffle

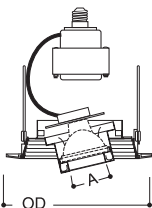


# 1412

## Low Voltage Adjustable Spot - 30° Tilt

- Low Voltage Trim
- Includes 120V transformer for retrofit to H7T and H7RT housings
- Torsion spring retention

H7T	50W 12V MR16
H7RT	



Aperture: 1-3/4" [44mm]  
Outside Diameter: 7-1/4" [184mm]



**1412W**  
White Trim with White Baffle and Lampholder

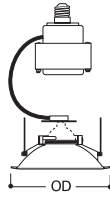
**1412P**  
Black Trim with Black Baffle and Lampholder

1416

Low Voltage Specular Reflector - 30° Tilt

- Low Voltage Trim
- Includes 120V transformer for retrofit to H7T and H7RT housings
- Torsion spring retention

H7T	50W 12V MR16
H7RT	
H7TNB	



Outside Diameter: 7-1/4" [184mm]



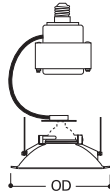
**1416C**  
White Trim with Clear Specular Reflector

1416

Low Voltage Baffle - 30° Tilt

- Low Voltage Trim
- Includes 120V transformer for retrofit to H7T and H7RT housings
- Torsion spring retention

H7T	50W 12V MR16
H7RT	
H7TNB	



Outside Diameter: 7-1/4" [184mm]



**1416W**  
White Trim with White Baffle

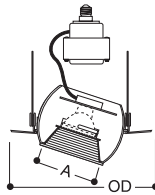
**1416BA**  
White Trim with Black Baffle

1417

Low Voltage Eyeball with Baffle - 30° Tilt

- Low Voltage Trim
- Includes 120V transformer for retrofit to H7T and H7RT housings
- Torsion spring retention

H7T	50W 12V MR16
H7RT	



Outside Diameter: 7-1/4" [184mm]



**1417W**  
White Trim with White Eyeball and White Baffle

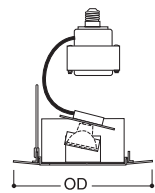
**1417BA**  
White Trim with White Eyeball and Black Baffle

1450

Low Voltage Slot Aperture - 30° Tilt

- Low Voltage Trim
- Includes 120V transformer for retrofit to H7T and H7RT housings
- Torsion spring retention

H7T	50W 12V MR16
H7RT	



Outside Diameter: 7-1/4" [184mm]



**1450P**  
White Slot Aperture Trim

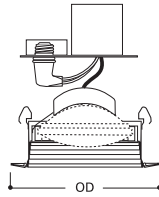


# 1475

## Low Voltage Adjustable Accent - 30° Tilt

- Low Voltage Trim
- Includes 120V transformer for retrofit to H7T and H7RT housings
- Torsion spring retention

H7T	50W PAR36 low voltage
H7RT	
H7TNB	



Outside Diameter: 7-1/4" [184mm]



**1475W**  
White Trim with White Baffle

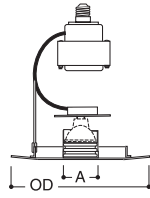
**1475P**  
White Trim with Black Baffle

# 1479

## Low Voltage Pinhole Trim

- Low Voltage Trim
- Includes 120V transformer for retrofit to H7T and H7RT housings
- Torsion spring retention

H7T	50W 12V MR16
H7RT	




Aperture: 1-7/8" [48mm]  
Outside Diameter: 8" [203mm]



**1479W**  
White Trim with White Baffle

**1479P**  
White Trim with Black Baffle



# H7UIC

## 6" Aperture, New Construction, IC 120V Line Voltage

The H7UIC housings is designed to be used in direct contact with insulation. The wide variety of trims available allows a number of different lighting effects to be created with one basic housing. The H7UIC housings is suited for use in insulated ceilings in residential and commercial applications. The IC construction allows an unbroken insulation barrier to be maintained. H7UIC may be converted into AIR-TITE installation when used with AIR-TITE trims. Look for the AIR-TITE trim logo in this section.



### FEATURES

#### HOUSING

- Double wall aluminum construction for greater heat dissipation.
- The inner housing can be removed from plaster frame for junction box access.

#### SOCKET PLATE

- Fixed socket position maintains consistent lamp position.

#### PLASTER FRAME

Housing adjusts in plaster frame 1-3/8" to accommodate different ceiling thicknesses. Galvanized steel construction. Plaster frame features include:

- Regressed locking screw for securing hanger bars.
- Cutouts for easily crimping hanger bars in position.
- HALO name embossed on plaster frame.

#### SLIDE-N-SIDE™ JUNCTION BOX

- Seven 1/2" trade size conduit knockouts with true pry-out slots are positioned to accommodate straight conduit runs.
- Slide-N-Side™ wire traps allow non-metallic sheathed cable to be installed without tools and without removing knockouts. Accepts a wide range of non-metallic sheathed cable.
  - Allows wiring connections to be made outside the junction box.
  - Simply insert the cable directly into the trap after connections are made.
  - Accommodates the following standard non-metallic sheathed cable sizes:
    - (US) #14/2, #14/3, #12/2, #12/3
    - (Canada) #14/2, #14/3, #12/2

#### "QUICK CONNECT" CONNECTORS

Three quick connect wiring connectors included.

#### Got NAIL!™ Pass-N-Thru™ BAR HANGERS

- Pre-installed nail easily installs in regular lumber, engineered lumber and laminated beams.
- Safety and guidance system prevents snagging, ensures smooth straight nail penetration and allows bar hangers to be easily removed if necessary.
- Automatic levelling flange aligns the housing and lets you hold the housing in place with one hand while driving nails.
- Housing can be positioned at any point within 24" joist span.
- Pass-N-Thru™ feature allows bar hangers to be shortened without removing from plaster frame.
- Score lines allow "tool-less" shortening.
- Bar hangers may be repositioned 90°.
- Integral T-bar clip snaps onto T-bars - no additional clips required.

#### SOCKET

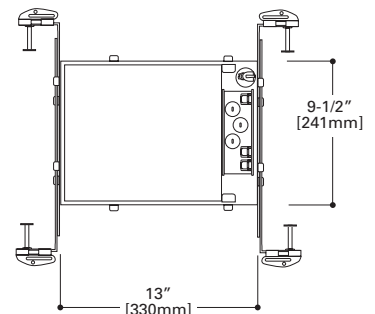
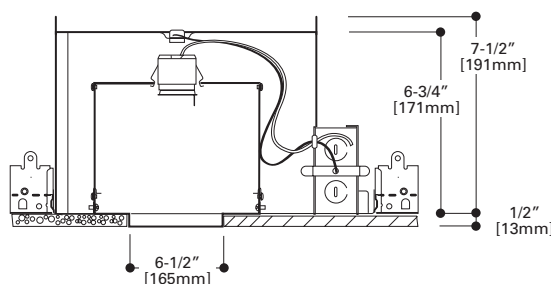
Porcelain socket with nickel plated brass screw shell, may also be snapped into trim for consistent lamp positioning.

#### THERMAL PROTECTOR

Self resetting thermal protector deactivates fixture if overheating occurs due to improper lamping or incorrect application of insulation material.

#### LABELS

- UL/cUL Listed 1598 Luminaire
- UL/cUL Damp Location Listed
- UL/cUL Listed for Wet Location, covered ceiling
- UL/cUL Listed for Feed Through
- UL/cUL Listed for direct contact with insulation and combustible material



# H7UICAT

## 6" Aperture, New Construction, ICAT 120V Line Voltage

The H7UICAT housing is designed to be used in direct contact with insulation. The wide variety of trims available allows a number of different lighting effects to be created with one basic housing. The H7UICAT housing is suited for use in insulated ceilings in residential and commercial applications. The IC construction allows an unbroken insulation barrier to be maintained. AIR-TITE construction allows the housing to meet restricted airflow requirements.



## FEATURES

### HOUSING

- Double wall aluminum construction for greater heat dissipation.
- The inner housing can be removed from plaster frame for junction box access.

### SOCKET PLATE

- Fixed socket position maintains consistent lamp position.

### PLASTER FRAME

Housing adjusts in plaster frame 1-3/8" to accommodate different ceiling thicknesses. Galvanized steel construction. Plaster frame features include:

- Regressed locking screw for securing hanger bars.
- Cutouts for easily crimping hanger bars in position.
- HALO name embossed on plaster frame.
- Pre-installed AIR-TITE gasket.

### SLIDE-N-SIDE™ JUNCTION BOX

- Seven 1/2" trade size conduit knockouts with true pry-out slots are positioned to accommodate straight conduit runs.
- Slide-N-Side™ wire traps allow non-metallic sheathed cable to be installed without tools and without removing knockouts. Accepts a wide range of non-metallic sheathed cable.
  - Allows wiring connections to be made outside the junction box.
  - Simply insert the cable directly into the trap after connections are made.
  - Accommodates the following standard non-metallic sheathed cable sizes:
    - (US) #14/2, #14/3, #12/2, #12/3
    - (Canada) #14/2, #14/3, #12/2

### "QUICK CONNECT" CONNECTORS

Three quick connect wiring connectors included.

### Got NAIL!™ Pass-N-Thru™ BAR HANGERS

- Pre-installed nail easily installs in regular lumber, engineered lumber and laminated beams.
- Safety and guidance system prevents snagging, ensures smooth straight nail penetration and allows bar hangers to be easily removed if necessary.
- Automatic levelling flange aligns the housing and lets you hold the housing in place with one hand while driving nails.
- Housing can be positioned at any point within 24" joist span.
- Pass-N-Thru™ feature allows bar hangers to be shortened without removing from plaster frame.
- Score lines allow "tool-less" shortening.
- Bar hangers may be repositioned 90°.
- Integral T-bar clip snaps onto T-bars - no additional clips required.

### SOCKET

Porcelain socket with nickel plated brass screw shell, may also be snapped into trim for consistent lamp positioning.

### THERMAL PROTECTOR

Self resetting thermal protector deactivates fixture if overheating occurs due to improper lamping or incorrect application of insulation material.

### LABELS

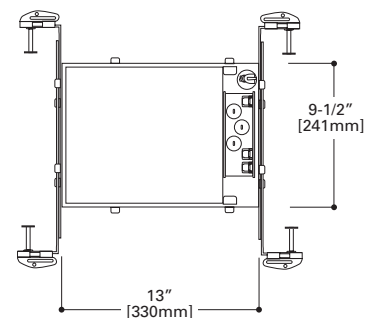
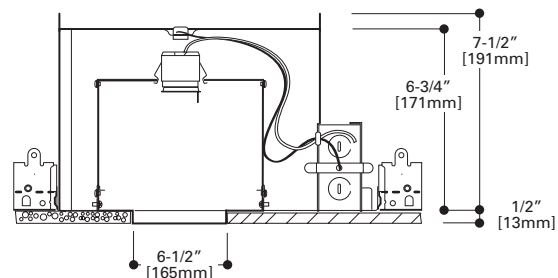
- UL/cUL Listed 1598 Luminaire
- UL/cUL Listed for Damp Location
- UL/cUL Listed for Wet Location, covered ceiling
- UL/cUL Listed for Direct Contact with Insulation and combustible material
- UL/cUL Listed for Feed Through

### QUALIFICATION

#### IC and AIR-TITE™

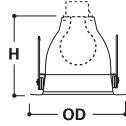
Certified under ASTM-E283 and listed UL/cUL 1598. May be used to meet insulated ceiling and restricted air-flow requirements such as:

- Washington State Energy Code
- International Energy Conservation Code (IECC)
- New York State Energy Conservation Construction Code (NY-ECCC)
- State of California Title 24 "Recessed Luminaires in Insulated Ceilings."



- Self-flanged socket supporting trim with torsion spring construction
- Accepts a wide range of lamps
- Makes installation AIR-TITE regardless of housing used

H7UICT	75W PAR30, 75W PAR30L, 100W R30, 100W A19, 100W PAR38
H7UICAT	



Height: 5" [127mm]  
Outside Diameter: 7-1/4" [184mm]

Super Trim™ AIR-TITE Reflector



**30HAT**  
White Trim with Haze Reflector

**30RGAT**  
White Trim with Gold Reflector

**30CAT**  
White Trim with Clear Specular Reflector


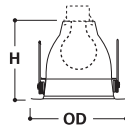
Halo AIR-TITE trims are designed to meet restricted airflow requirements. However local code may require a trim gasket regardless of trim design. Where required, use accessory trim gasket GA-ATRIM. Order separately in a 6 pack: GA-ATTRIM-6PK.

30SBAT

- Black Specular Reflector and Trim
- Self Flanged Socket Supporting Trim with Torsion spring construction
- Accepts a wide range of lamps
- Makes installation AIR-TITE regardless of housing used

H7UICT	100W R30, 85W BR30, 60W A19, 75W PAR30, 75W PAR30L, 75W PAR38
H7UICAT	

Super Trim™ Self Flanged Reflector



**30SBAT**  
Black Specular Reflector

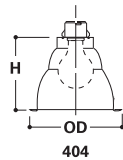
Height: 5" [127mm]  
Outside Diameter: 7-1/4" [184mm]

Halo AIR-TITE trims are designed to meet restricted airflow requirements. However local code may require a trim gasket regardless of trim design. Where required, use accessory trim gasket GA-ATRIM. Order separately in a 6 pack: GA-ATTRIM-6PK.

404

- Full reflector for use with A-lamps.
- Can lip friction clip retention
- Accessories available: TRM6 designer trim rings, OT403 oversize trim ring

H7UICT	100W A19
H7UICAT	



Height: 5" [127mm]  
Outside Diameter: 7-1/4" [184mm]

Specular Reflector



**404C**  
White Trim with Clear Specular Reflector

**404H**  
White Trim with Haze Reflector

**404SN**  
Satin Nickel Trim with Satin Nickel Reflector



**404AC**  
Antique Copper Trim with Antique Copper Reflector

**404TBZ**  
Tuscan Bronze Trim with Tuscan Bronze Reflector

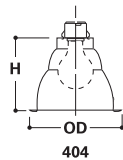
**404RG**  
White Trim with Gold Reflector

4041

- Full reflector for use with A-lamps.
- Can lip friction clip retention
- Accessories available: TRM6 designer trim rings, OT403 oversize trim ring

H7UICT	100W A19
H7UICAT	

Self Flanged White Reflector



**4041P**  
White Self Flanged Reflector

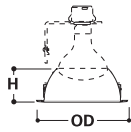
Height: 5-1/4" [133mm]  
Outside Diameter: 7-1/4" [184mm]

# 429

## Dayform White Cone

- Sloped sides shield interior view of housing
- Accessories available: TRM6 designer trim rings, OT403 oversize trim ring

H7UICT	65W BR30, 75W R30, 75W PAR30,
H7UICAT	75W PAR30L, 90W PAR38, 90W BR40, 100W R40



Height: 3" [76mm]  
Outside Diameter: 7-1/4" [184mm]



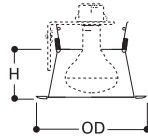
**429P**  
White Trim and Splay Reflector

# 426

## Reflector Cone

- Accepts a wide variety of lamps
- Coil spring retention
- Accessories available: TRM6 designer trim rings, OT403 oversize trim ring

H7UICT	75W PAR30, 75W PAR30L,
H7UICAT	85W BR30, 100W R30, 100W PAR38, 100W R40




Height: 2-11-16" [68mm]  
Outside Diameter: 7-1/4" [184mm]



**426**  
White Trim Ring with  
Clear Specular Reflector Cone

**426MB**  
White Trim with Specular Black  
Reflector Cone

**426H**  
White Trim with Haze Reflector  
Cone



**426SN**  
Satin Nickel Trim with  
Satin Nickel Reflector Cone

**426AC**  
Antique Copper Trim with  
Antique Copper Reflector Cone

**426TBZ**  
Tuscan Bronze Trim with  
Tuscan Bronze Reflector Cone



**426RG**  
White Trim with Residential Gold  
Reflector Cone

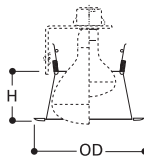
**426CG**  
White Trim with Champagne Gold  
Reflector Cone

# 4261

## Self Flange White Reflector Cone

- Accepts R and PAR lamps
- Coil Spring retention

H7UICT	75W PAR30, 75W PAR30L, 85W BR30,
H7UICAT	90W BR40, 100W R30, 100W PAR38, 100W R40



Height: 2-5/8" [67mm]  
Outside Diameter: 7-1/4" [184mm]



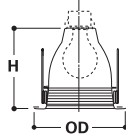
**4261P**  
White Self Flanged Reflector Cone

30


- Metal Baffle
- Self-flanged socket supporting trim with torsion spring construction
- Accepts a wide range of lamps
- Makes installation AIR-TITE regardless of housing used

H7UICAT	75W PAR30, 75W PAR30L, 75W A19, 85W BR30, 100W R30, 100W PAR38
H7UICAT	

Height: 5" [127mm]  
Outside Diameter: 7-1/4" [184mm]



Super Trim™ AIR-TITE Baffle



**30WAT**  
White Trim with White Baffle and White Reflector

**30WATH**  
White Trim with White Baffle and Clear Reflector

**30PAT**  
White Trim with Black Baffle and Clear Reflector



**30SNAT**  
Satin Nickel Trim with Satin Nickel Baffle and Reflector

**30SCAT**  
Antique Copper Trim with Antique Copper Baffle and Reflector

**30TBZAT**  
Tuscan Bronze Trim with Tuscan Bronze Baffle and Reflector

Halo AIR-TITE trims are designed to meet restricted airflow requirements. However local code may require a trim gasket regardless of trim design. Where required, use accessory trim gasket GA-ATRIM. Order separately in a 6 pack: GA-ATTRIM-6PK.

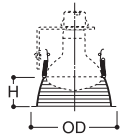
310

- Black or White Phenolic Baffle with separate metal trim ring
- Accessories available: TRM6 designer trim rings, OT403 oversize trim ring
- Coil Spring retention
- 310WG and 310PG models with separate wider metal trim ring hides ceiling irregularities and cut-out errors

H7UICAT	65W BR30, 75W R30, 75W PAR30, 75W PAR30L, 90W PAR38, 90W BR40, 100W R40
H7UICAT	

**310W, P, SN, AC, TBZ**  
Height: 3-1/16" [78mm]  
Outside Diameter: 7-1/4" [184mm]

**310WG, PG**  
Height: 3-1/16" [78mm]  
Outside Diameter: 8" [203mm]




Coilex® Baffle



**310W**  
White Trim with White Coilex Baffle

**310P**  
White Trim with Black Coilex Baffle

**310SN**  
Satin Nickel Trim with Black Coilex Baffle



**310AC**  
Antique Copper Trim with Black Coilex Baffle

**310TBZ**  
Tuscan Bronze Trim with Black Coilex Baffle



**310WG**  
Wide White Trim Ring with White Coilex Baffle

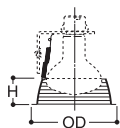
**310PG**  
Wide White Trim Ring with Black Coilex Baffle

312

- Black or White Phenolic Coilex Baffle with separate metal trim ring
- 312 baffle features smaller lamp opening to conceal interior view of housing when used with PAR lamps
- Accessories available: TRM6 designer trim rings, OT403 oversize trim ring
- Coil Spring retention

H7UICAT	65W BR30, 75W R30, 75W PAR30L
H7UICAT	

Height: 3" [76mm]  
Outside Diameter: 7-1/4" [184mm]



Coilex® Baffle



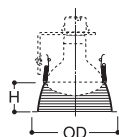
**312W**  
White Trim with White Baffle

**312P**  
White Trim with Black Baffle

# 353

- Metallic Finish Trim Rings and Baffles
- Coil Spring retention

H7UICT	65W BR30, 75W R30, 75W PAR30,
H7UICAT	90W PAR38, 90W BR40, 100W R40



Height: 2-1/4" [57mm]  
Outside Diameter: 7-1/4" [184mm]

## Metal Baffle



**353SN**

Satin Nickel Trim with  
Satin Nickel Baffle

**353AC**

Antique Copper Trim with  
Antique Copper Baffle

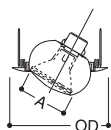
**353TBZ**

Tuscan Bronze Trim with  
Tuscan Bronze Baffle

# 74

- Provides optimum position for PAR30 lamps
- Torsion Spring retention

H7UICT	75W PAR30
H7UICAT	



Aperture: 3-7/8" [98mm]  
Outside Diameter: 8" [203mm]



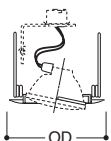
**74P**

White Trim and Eyeball

# 76

- For use with PAR38 lamps
- Includes adapter for side prong lamp
- 50° tilt with side prong lamp
- 30° tilt with screw base lamp
- Torsion Spring retention

H7UICT	90W PAR38 (Side Prong lamp recommended)
H7UICAT	



Outside Diameter: 8" [203mm]



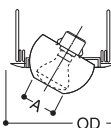
**76P**

White Trim with Gimbal Ring

# 77

- For use with R20 and PAR20 lamps
- Torsion spring retention

H7UICT	50W PAR20, 75W R20
H7UICAT	



Aperture: 2-3/4" [70mm]  
Outside Diameter: 8" [203mm]



**77P**

White Trim with White Eyeball

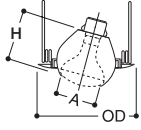
78

**Eyeball - 30° Tilt**

- Wide Choice of finishes for any decor
- 30° Tilt, 360° rotation

H7UICT	75W PAR30, 75W PAR30L, 85W BR30, 100W R30
H7UICAT	

Height: 4-1/8" [105mm]  
Aperture: 3-15/16" [100mm]  
Outside Diameter: 8" [203mm]



**78P**  
White Trim with White Eyeball

**78PAT\***  
White Trim with White Eyeball -  
AIR-TITE trim

**78SN**  
Satin Nickel Trim with  
Satin Nickel Eyeball



**78AC**  
Antique Copper Trim with  
Antique Copper Eyeball

**78TBZ**  
Tuscan Bronze Trim with  
Tuscan Bronze Eyeball

**78B**  
Satin Brass Trim with Satin Brass  
Eyeball

*Halo AIR-TITE trims are designed to meet restricted airflow requirements. However local code may require a trim gasket regardless of trim design. Where required, use accessory trim gasket GA-ATRIM. Order separately in a 6 pack: GA-ATRIM-6PK.*



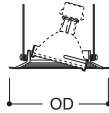
**78PB**  
Polished Brass Trim with Polished  
Brass Eyeball

376


**Adjustable**

- Regressed Gimbal with Baffle
- Torsion spring retention

H7UICT	75W PAR30
H7UICAT	



Outside Diameter: 7-1/4" [184mm]



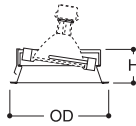
**376P**  
White Trim Ring, Black Baffle

378

**Adjustable with Splay - 25° Tilt**

- Regressed Gimbal with Splay Trim
- Accessories available: TRM6 designer trim rings, OT403 oversize trim ring
- Friction clip on trim

H7UICT	75W PAR30
H7UICAT	



Outside Diameter: 8" [203mm]



**378P**  
White Trim with White Splay Trim

**378**  
White Trim with Clear Specular  
Splay Trim

417

**Coilex® Baffle Eyeball - 30° Tilt**

- 30° Tilt, 358° rotation

H7UICT	65W BR30, 75W R30
H7UICAT	

Outside Diameter: 8" [203mm]



**417W**  
White Trim and Eyeball with  
White Coilex Baffle

**417P**  
White Trim and Eyeball with  
Black Coilex Baffle

**417PB**  
Polished Brass Trim and Eyeball  
with Black Coilex Baffle



# 419

- 25° Tilt, 358° rotation
- Accessories available: TRM6 designer trim rings, OT403 oversize trim ring

H7UICT	75W PAR30
H7UICAT	

## Regressed Eyeball with Splay



Outside Diameter: 7-1/4" [184mm]



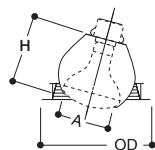
**419P**  
White Trim and Eyeball with White Splay

**419**  
White Trim and Eyeball with Clear Splay

# 420

- Regressed eyeball with baffle splay
- Accessories available: TRM6 designer trim rings, OT403 oversize trim ring

H7UICT	65W BR30, 75W PAR30L, 75W PAR30
H7UICAT	



Height: 3-15/16" [100mm]  
Aperture: 4" [102mm]  
Outside Diameter: 7-1/4" [184mm]

## Regressed Eyeball - 30° Tilt



**420W**  
White Trim with White Eyeball and White Baffle

**420P**  
White Trim with White Eyeball and Black Baffle

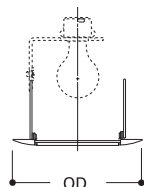
**420PB**  
Polished Brass Trim with Polished Brass Eyeball and Black Baffle

# 70

- White Trim, Frosted Glass Albalite Lens
- PS version is wet location listed for use in showers
- Non-conductive, non-corrosive polymer trim ring
- Torsion spring retention

H7UICT	40W A19
H7UICAT	

## Albalite Lens



Outside Diameter: 8" [203mm]



**70P**  
White Trim with Frosted Albalite Lens

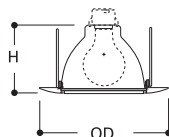
**70PS**  
White Trim with Frosted Albalite Lens, Wet Location and AIR-TITE listed

# 170

- White Trim with Frosted Glass Lens
- PS version is wet location listed for use in showers
- Non-conductive, non-corrosive gasketed polymer trim ring
- Torsion spring retention

H7UICT	40W A19
H7UICAT	

## Albalite Lens with Reflector



Height: 4" 9/10 [101mm]  
Outside Diameter: 8" [203mm]



**170P**  
White Trim with Frosted Albalite Lens

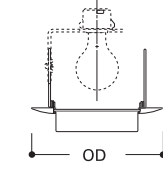
**170PS**  
White Trim with Frosted Albalite Lens, Wet Location and AIR-TITE listed

71

Drop Opal Lens

- White Trim, Drop Opal Glass Lens
- PS version is wet location listed for use in showers
- Non-conductive, non-corrosive polymer trim ring
- Torsion spring retention

H7UICT	40W A19
H7UICAT	



Outside Diameter: 8" [203mm]



**71P**  
White Trim with Drop Opal Lens

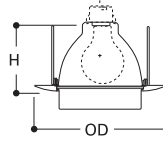
**71PS**  
White Trim with Drop Opal Lens,  
Wet Location and AIR-TITE listed

171

Drop Opal Lens with Reflector

- White Trim with Drop Opal glass lens
- PS version is wet location listed for use in showers
- Non-conductive, non-corrosive gasketed polymer trim ring
- Torsion spring retention

H7UICT	60W A19
H7UICAT	



Outside Diameter: 8" [203mm]



**171P**  
White Trim with Drop Opal Lens

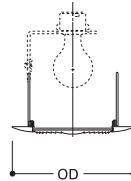
**171PS**  
White Trim with Drop Opal Lens,  
Wet Location and AIR-TITE listed

73

Fresnel Lens

- White Trim with glass Fresnel Lens
- PS version is wet location listed for use in showers
- Non-conductive, non-corrosive polymer trim ring
- Torsion spring retention

H7UICT	40W A19
H7UICAT	



Outside Diameter: 8" [203mm]



**73P**  
White Trim with Fresnel Lens

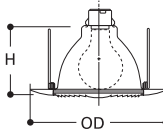
**73PS**  
White Trim with Fresnel Lens,  
Wet Location

173

Fresnel Lens with Reflector

- White Trim with glass Fresnel lens
- PS version is wet location listed for use in showers, with non-conductive, non-corrosive gasketed polymer trim ring
- Torsion spring retention

H7UICT	60W A19
H7UICAT	



Height: 4" [101mm]  
Outside Diameter: 8" [203mm]



**173P**  
White Trim with Fresnel Lens

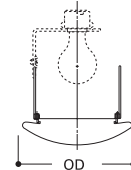
**173PS**  
White Trim with Fresnel Lens,  
Wet Location and AIR-TITE listed

75

Diffuser

- All glass diffuser
- Provides some illumination on the ceiling plane
- Torsion spring retention

H7UICT	40W A19
H7UICAT	



Outside Diameter: 7-3/4" [197mm]



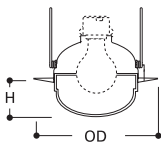
**75**  
All Glass Diffuser

# 172

- Frosted Glass Dome
- Wet location listed for use in showers
- Non-conductive, non-corrosive gasketed polymer trim ring
- Torsion spring retention

H7UIC	75W A19, 75W PAR30
H7UICAT	

Height: 2-1/8" [54mm]  
 Outside Diameter: 7-3/4" [197mm]



## Dome Lens with Reflector



**172PS**  
 White Trim with Frosted Glass Dome, Wet Location Listed

**172SNS**  
 Satin Nickel Trim with Frosted Glass Dome, Wet Location Listed

**172ACS**  
 Antique Copper Trim with Frosted Glass Dome, Wet Location Listed



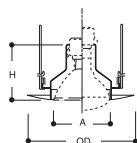
**172TBZ**  
 Tuscan Bronze Trim with Frosted Glass Dome, Wet Location Listed

# 300

- Open trim for BR, R, and PAR Lamps
- Torsion spring retention

H7UIC	75W PAR30, 75W PAR30L, 85W BR30, 100W R30
H7UICAT	

Aperture: 4" [102mm]  
 Outside Diameter: 7-1/4" [184mm]



## Open Trim with Socket Support



**300P**  
 White Trim

**300SN**  
 Satin Nickel Trim

**300AC**  
 Antique Copper Trim



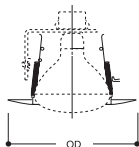
**300TBZ**  
 Tuscan Bronze Trim

# 401

- Open trim for R Lamps
- Coil spring retention

H7UIC	100W R40 with H1999 Socket Extender
H7UICAT	

Outside Diameter: 8" [203mm]



## Open Trim



**401P**  
 White Trim

**401AL**  
 Satin Aluminum Trim

**401PB**  
 Polished Brass Trim

### Accessory

**H1999**  
 Socket Extender

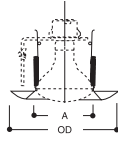


328

White Splay Trim

- Coil spring retention

H7UICT	65W BR30, 75W R30,
H7UICAT	75W PAR30, 75W PAR30L



Aperture: 3-7/8" [98mm]  
Outside Diameter: 7-3/4" [197mm]



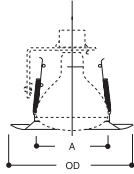
328P  
White Splay Trim

428

White Splay Trim

- Coil spring retention

H7UICT	100W R40
H7UICAT	



Aperture: 3-7/8" [98mm]  
Outside Diameter: 7-3/4" [197mm]



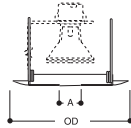
428P  
White Splay Trim

79

Pinhole Trim

- 1-7/8" open pinhole
- Torsion spring retention

H7UICT	50W PAR30
H7UICAT	



Outside Diameter: 8" [203mm]



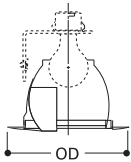
79P  
White Trim

424

Wall Wash / Reflector Downlight

- Designed to spread light on cabinets or wall close to ceiling and provide downlighting on counters

H7UICT	60W A19
H7UICAT	



Outside Diameter: 7-1/4" [184mm]



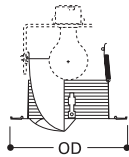
424P  
White Trim

# 425

## Wall Wash with Coilex® Baffle and Scoop Reflector

- Designed to spread light close to ceiling
- Coil spring retention

H7UICT	50W R30
H7UICAT	



Outside Diameter: 7-1/4" [184mm]



**425W**  
White Trim with White Baffle

**425P**  
White Trim with Black Baffle

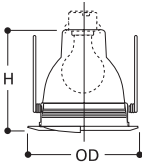
# 430

## Wall Wash with Baffle and Full Reflector



- Designed to spread light close to the ceiling to eliminate the "cave effect"
- Torsion spring retention
- AIR-TITE construction

H7UICT	50W TB19, 60W BT15, 60W A19, 60W MB19
H7UICAT	




Height: 5" [127mm]  
Outside Diameter: 7-1/4" [184mm]



**430W**  
White Trim with White Baffle

**430P**  
White Trim with Black Baffle



## H27ICT

### 6" Aperture, New Construction, IC, Shallow Ceiling 120V Line Voltage

The H27ICT housing is designed for use in shallow ceilings. The wide variety of trims available allows a number of different lighting effects to be created with one basic housing. The H27ICT is designed for shallow ceilings where insulation is present.



## FEATURES

### HOUSING

- Aluminum housing for greater heat dissipation.
- H27ICT may be converted into AIR-TITE construction when used with AIR-TITE trims. Look for the AIR-TITE trim logo in this section.

### SOCKET PLATE

- Rigid socket plate adjusts and locks without tools for various lamp sizes.
- Socket plate and bracket may be removed when using socket supporting trims.

### PLASTER FRAME

Housing adjusts in plaster frame 1-3/8" to accommodate different ceiling thicknesses. Galvanized steel construction. Plaster frame features include:

- Regressed locking screw for securing hanger bars.
- Cutouts for easily crimping hanger bars in position.
- The housing may be removed from plaster frame to provide access to the junction box.
- HALO name embossed on plaster frame.

### SLIDE-N-SIDE™ JUNCTION BOX

- Seven 1/2" trade size conduit knockouts with true pry-out slots are positioned to accommodate straight conduit runs.
- Slide-N-Side™ wire traps allow non-metallic sheathed cable to be installed without tools and without removing knockouts. Accepts a wide range of non-metallic sheathed cable.
  - Allows wiring connections to be made outside the junction box.
  - Simply insert the cable directly into the trap after connections are made.
  - Accommodates the following standard non-metallic sheathed cable sizes: (US) #14/2, #14/3, #12/2, #12/3 (Canada) #14/2, #14/3, #12/2

### "QUICK CONNECT" CONNECTORS

Three quick connect wiring connectors included.

### Got NAIL!™ Pass-N-Thru™ BAR HANGERS

- Pre-installed nail easily installs in regular lumber, engineered lumber and laminated beams.
- Safety and guidance system prevents snagging, ensures smooth straight nail penetration and allows bar hangers to be easily removed if necessary.
- Automatic levelling flange aligns the housing and lets you hold the housing in place with one hand while driving nails.
- Housing can be positioned at any point within 24" joist span.
- Pass-N-Thru™ feature allows bar hangers to be shortened without removing from plaster frame.
- Score lines allow "tool-less" shortening for 12" joists.
- Bar hangers may be repositioned 90°.
- Integral T-bar clip snaps onto T-bars - no additional clips required.

### SOCKET

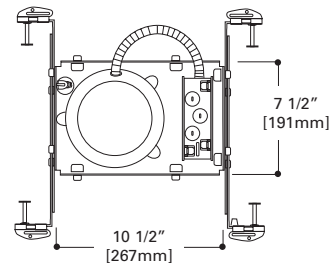
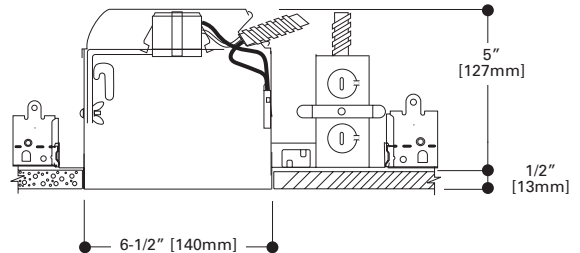
Porcelain socket with nickel plated brass screw shell, snaps into socket plate (or into socket supporting trim for consistent lamp positioning.)

### THERMAL PROTECTOR

Self resetting thermal protector deactivates fixture if overheating occurs due to improper lamping or incorrect application of insulation material.

### LABELS


- UL/cUL Listed 1598 Luminaire
- UL/cUL Damp Location Listed
- UL/cUL Listed for Wet Location, covered ceiling
- UL/cUL Listed for Direct Contact with Insulation and combustible material
- UL/cUL Listed for Feed Through



# H27ICAT

## 6" Aperture, New Construction, ICAT, Shallow Ceiling 120V Line Voltage

The H27ICAT housing is designed for use in shallow ceilings. The wide variety of trims available allows a number of different lighting effects to be created with one basic housing. The H27ICAT is designed for shallow ceilings where insulation is present. The H27ICAT housing is of AIR-TITE construction and prevents airflow between conditioned spaces and unconditioned attic/plenum areas.



### FEATURES

#### HOUSING

- Aluminum housing for greater heat dissipation.
- Sealed and gasketed for AIR-TITE™ installation.

#### SOCKET PLATE

- Rigid socket plate adjusts and locks without tools for various lamp sizes.
- Socket plate and bracket may be removed when using socket supporting trims.

#### PLASTER FRAME

Housing adjusts in plaster frame 1-3/8" to accommodate different ceiling thicknesses. Galvanized steel construction. Plaster frame features include:

- Regressed locking screw for securing hanger bars.
- Cutouts for easily crimping hanger bars in position.
- The housing may be removed from plaster frame to provide access to the junction box.
- HALO name embossed on plaster frame.
- Pre-installed AIR-TITE gasket.

#### SLIDE-N-SIDE™ JUNCTION BOX

- Seven 1/2" trade size conduit knockouts with true pry-out slots are positioned to accommodate straight conduit runs.
- Slide-N-Side™ wire traps allow non-metallic sheathed cable to be installed without tools and without removing knockouts. Accepts a wide range of non-metallic sheathed cable.
  - Allows wiring connections to be made outside the junction box.
  - Simply insert the cable directly into the trap after connections are made.
  - Accommodates the following standard non-metallic sheathed cable sizes:  
(US) #14/2, #14/3, #12/2, #12/3  
(Canada) #14/2, #14/3, #12/2

#### "QUICK CONNECT" CONNECTORS

Three quick connect wiring connectors included.

#### Got NAIL!™ Pass-N-Thru™ BAR HANGERS

- Pre-installed nail easily installs in regular lumber, engineered lumber and laminated beams.
- Safety and guidance system prevents snagging, ensures smooth straight nail penetration and allows bar hangers to be easily removed if necessary.
- Automatic levelling flange aligns the housing and lets you hold the housing in place with one hand while driving nails.
- Housing can be positioned at any point within 24" joist span.
- Pass-N-Thru™ feature allows bar hangers to be shortened without removing from plaster frame.
- Score lines allow "tool-less" shortening for 12" joists.
- Bar hangers may be repositioned 90°.
- Integral T-bar clip snaps onto T-bars - no additional clips required.

#### SOCKET

Porcelain socket with nickel plated brass screw shell, snaps into socket plate (or into socket supporting trim for consistent lamp positioning.)

#### THERMAL PROTECTOR

Self resetting thermal protector deactivates fixture if overheating occurs due to improper lamping or incorrect application of insulation material.

#### LABELS

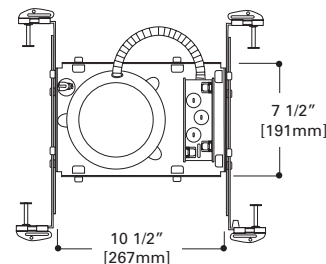
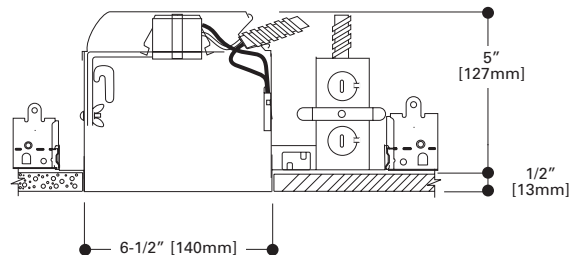
- UL/cUL Listed 1598 Luminaire
- UL/cUL Listed for Damp Location
- UL/cUL Listed for Wet Location, covered ceiling
- UL/cUL Listed for Direct Contact with Insulation and combustible material
- UL/cUL Listed for Feed Through

#### QUALIFICATION

##### IC and AIR-TITE™

Certified under ASTM-E283 and listed UL/cUL 1598. May be used to meet insulated ceiling and restricted air-flow requirements such as:

- Washington State Energy Code
- International Energy Conservation Code (IECC)
- New York State Energy Conservation Construction Code (NY-ECCC)
- State of California Title 24 "Recessed Luminaires in Insulated Ceilings."





## H27RICT

6" Aperture, Remodel, IC, Shallow Ceiling  
120V Line Voltage

The H27RICT housing is designed for remodeling use in shallow ceilings. The wide variety of trims available allows a number of different lighting effects to be created with one basic housing. The H27RICT is designed for installations where the housing will be in direct contact with insulation.



### FEATURES

#### HOUSING

- Aluminum construction for greater heat dissipation.
- For installation from below the finished ceiling. Integral flange secures fixture against ceiling
- HALO name embossed on housing.
- H27RICT may be converted into AIR-TITE construction when used with AIR-TITE trims. Look for the AIR-TITE trim logo in this section.

#### SOCKET PLATE

Rigid socket plate adjusts and locks without tools for various lamp sizes. Socket plate and bracket may be removed when using socket supporting trims.

#### REMODEL SPRINGS

Four remodel springs secure housing and accommodate 1/2" and 5/8" ceiling material.

#### JUNCTION BOX

- Seven 1/2" trade size conduit knockouts with true pry-out slots are positioned to accommodate straight conduit runs.
- Four NM cable pryouts included.

#### "QUICK CONNECT" CONNECTORS

Three quick connect wiring connectors included.

#### SOCKET

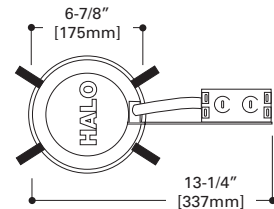
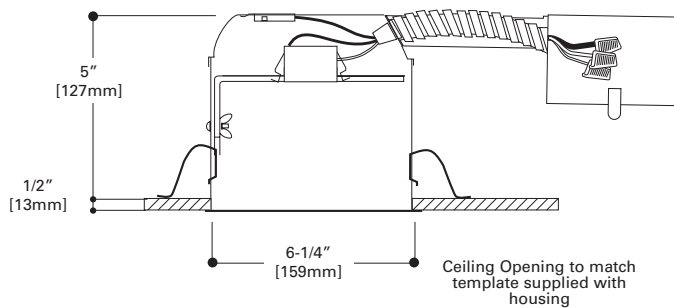
Porcelain socket with nickel plated brass screw shell, snaps into socket plate (or into socket supporting trim for consistent lamp positioning.)

#### THERMAL PROTECTOR

Self resetting thermal protector deactivates fixture if overheating occurs due to improper lamping.

#### LABELS

- UL/cUL Listed 1598 Luminaire
- UL/cUL Listed for Damp Location
- UL/cUL Listed for Wet Location, covered ceiling
- UL/cUL Listed for Direct Contact with Insulation and combustible material
- UL/cUL Listed for Feed Through
- IP Rated (Improper Lamp)





# H27RICAT

6" Aperture, Remodel, ICAT, Shallow Ceiling  
120V Line Voltage

The H27RICT housing is designed for remodeling use in shallow ceilings. The wide variety of trims available allows a number of different lighting effects to be created with one basic housing. The H27RICT is designed for shallow ceilings where the housing will be in direct contact with insulation. The H27RICAT housing is of AIR-TITE construction and prevents airflow between conditioned spaces and unconditioned attic/plenum areas.



## FEATURES

### HOUSING

- Aluminum construction for greater heat dissipation.
- For installation from below the finished ceiling. Integral flange secures fixture against ceiling
- HALO name embossed on housing.
- Pre-installed AIR-TITE gasket.

### SOCKET PLATE

Rigid socket plate adjusts and locks without tools for various lamp sizes. Socket plate and bracket may be removed when using socket supporting trims.

### REMODEL SPRINGS

Four remodel springs secure housing and accommodate 1/2" and 5/8" ceiling material.

### JUNCTION BOX

- Seven 1/2" trade size conduit knockouts with true pry-out slots are positioned to accommodate straight conduit runs.
- Four NM cable pryouts included.

### "QUICK CONNECT" CONNECTORS

Three quick connect wiring connectors included.

### SOCKET

Porcelain socket with nickel plated brass screw shell, snaps into socket plate (or into socket supporting trim for consistent lamp positioning.)

### THERMAL PROTECTOR

Self resetting thermal protector deactivates fixture if overheating occurs due to improper lamping.

### LABELS

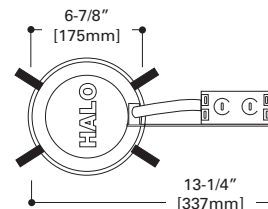
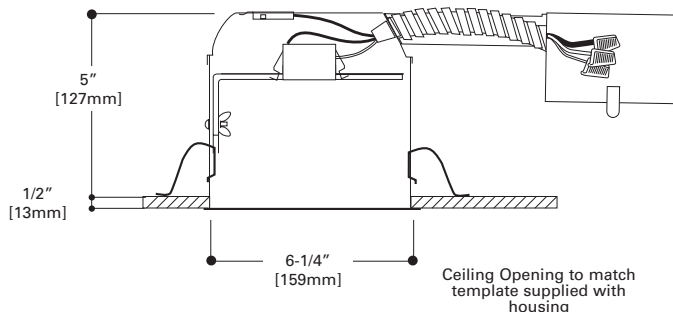
- UL/cUL Listed 1598 Luminaire
- UL/cUL Listed for Damp Location
- UL/cUL Listed for Wet Location, covered ceiling
- UL/cUL Listed for Direct Contact with Insulation and combustible material
- UL/cUL Listed for Feed Through

### QUALIFICATION

#### IC and AIR-TITE™

Certified under ASTM-E283 and listed UL/cUL 1598. May be used to meet insulated ceiling and restricted air-flow requirements such as:

- Washington State Energy Code
- International Energy Conservation Code (IECC)
- New York State Energy Conservation Construction Code (NY-ECCC)
- State of California Title 24 "Recessed Luminaires in Insulated Ceilings."

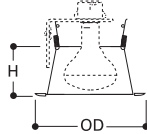


426

- Accepts a wide variety of lamps
- Coil spring retention
- Accessories available: TRM6 designer trim rings, OT403 oversize trim ring

H27ICT	50W PAR30, 65W BR30, 75W R30, 75W PAR30L, 75W PAR30
H27ICAT	
H27RICT	50W PAR30, 65W BR30, 75W R30, 75W PAR30L
H27RICAT	

Height: 2-11/16" [68mm]  
Outside Diameter: 7-1/4" [184mm]



Reflector Cone



**426**  
White Trim Ring with  
Clear Specular Reflector Cone

**426MB**  
White Trim with Specular Black  
Reflector Cone

**426H**  
White Trim with Haze Reflector  
Cone



**426SN**  
Satin Nickel Trim with  
Satin Nickel Reflector Cone

**426AC**  
Antique Copper Trim with  
Antique Copper Reflector Cone

**426TBZ**  
Tuscan Bronze Trim with  
Tuscan Bronze Reflector Cone



**426RG**  
White Trim with Residential Gold  
Reflector Cone

**426CG**  
White Trim with Champagne Gold  
Reflector Cone

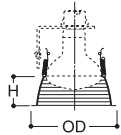
310

- Black or White Phenolic Baffle with separate metal trim ring
- Accessories available: TRM6 designer trim rings, OT403 oversize trim ring
- Coil Spring retention
- 310WG and 310PG models with separate wider metal trim ring hides ceiling irregularities and cut-out errors


H27ICT	50W PAR30, 65W BR30, 75W PAR30L
H27ICAT	
H27RICT	
H27RICAT	

**310W, P, SN, AC, TBZ**  
Height: 3-1/16" [78mm]  
Outside Diameter: 7-1/4" [184mm]

**310WG, PG**  
Height: 3-1/16" [78mm]  
Outside Diameter: 8" [203mm]




Coilex® Baffle



**310W**  
White Trim with White Coilex Baffle

**310P**  
White Trim with Black Coilex Baffle

**310SN**  
Satin Nickel Trim with Black  
Coilex Baffle



**310AC**  
Antique Copper Trim with  
Black Coilex Baffle

**310TBZ**  
Tuscan Bronze Trim with  
Black Coilex Baffle

**310WG**  
Wide White Trim Ring with White  
Coilex Baffle



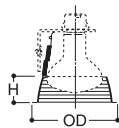
**310PG**  
Wide White Trim Ring with Black  
Coilex Baffle

312

- Black or White Phenolic Coilex Baffle with separate metal trim ring
- 312 baffle features smaller lamp opening to conceal interior view of housing when used with PAR lamps
- Accessories available: TRM6 designer trim rings, OT403 oversize trim ring
- Coil Spring retention

H27ICT	50W PAR30, 65W BR30
H27ICAT	
H27RICT	
H27RICAT	

Height: 2-1/4" [57mm]  
Outside Diameter: 7-1/4" [184mm]



Coilex® Baffle



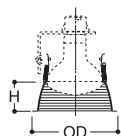
**312W**  
White Trim with White Baffle

**312P**  
White Trim with Black Baffle

**Metal Baffle**

- Metallic Finish Trim Rings and Baffles
- Coil Spring retention

H27ICT	50W PAR30, 65W BR30, 75W PAR30L
H27ICAT	
H27RICT	
H27RICAT	




Height: 3" [76mm]  
Outside Diameter: 7-1/4" [184mm]



**353SN**  
Satin Nickel Trim with Satin Nickel Baffle

**353AC**  
Antique Copper Trim with Antique Copper Baffle

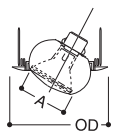


**353TBZ**  
Tuscan Bronze Trim with Tuscan Bronze Baffle

**Eyeball - 30° Tilt**

- Provides optimum position for PAR30 lamps
- Torsion Spring retention

H27ICT	75W PAR30
H27ICAT	
H27RICT	
H27RICAT	



Aperture: 3-7/8" [98mm]  
Outside Diameter: 8" [203mm]

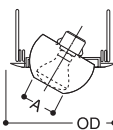


**74P**  
White Trim and Eyeball

**Adjustable Eyeball - 30° Tilt**

- For use with R20 and PAR20 lamps
- Torsion spring retention

H27ICT	50W PAR20, 75W R20
H27ICAT	
H27RICT	
H27RICAT	



Aperture: 2-3/4" [70mm]  
Outside Diameter: 8" [203mm]

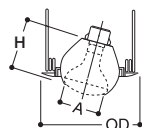


**77P**  
White Trim with White Eyeball

**Eyeball - 30° Tilt**

- Wide choice of finishes for any decor
- 30° Tilt, 360° rotation

H27ICT	65W BR30, 75W PAR30L, 75W R30
H27ICAT	
H27RICT	
H27RICAT	



Height: 4-1/8" [105mm]  
Aperture: 3-15/16" [100mm]  
Outside Diameter: 8" [203mm]



**78P**  
White Trim with White Eyeball

**78PAT**  
White Trim with White Eyeball - AIR-TITE trim

**78SN**  
Satin Nickel Trim with Satin Nickel Eyeball



**78AC**  
Antique Copper Trim with Antique Copper Eyeball

**78TBZ**  
Tuscan Bronze Trim with Tuscan Bronze Eyeball

**78B**  
Satin Brass Trim with Satin Brass Eyeball



**78PB**  
Polished Brass Trim with Polished Brass Eyeball

*Halo AIR-TITE trims are designed to meet restricted airflow requirements. However local code may require a trim gasket regardless of trim design. Where required, use accessory trim gasket GA-ATRIM. Order separately in a 6 pack: GA-ATTRIM-6PK.*

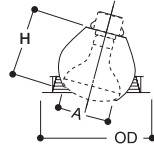
420

Regressed Eyeball - 30° Tilt

- Regressed eyeball with baffle splay
- Accessories available: TRM6 designer trim rings, OT403 oversize trim ring

H271CT	50W PAR30, 50W PAR30L, 60W BR30
H271CAT	
H27RICT	
H27RICAT	

Height: 3-15/16" [100mm]  
Aperture: 4" [102mm]  
Outside Diameter: 7-1/4" [184mm]



**420W**  
White Trim with White Eyeball and White Baffle

**420P**  
White Trim with White Eyeball and Black Baffle

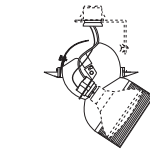
**420PB**  
Polished Brass Trim with Polished Brass Eyeball and Black Baffle

90

Double Bubble Adjustable - 60° Tilt

- Provides up to 60° of tilt

H271CT	150W PAR38
H271CAT	
H27RICT	
H27RICAT	



Outside Diameter: 8" [203mm]



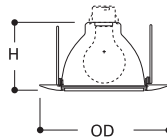
**90P**  
White Trim and Eyeball

170

Albalite Lens with Reflector

- White Trim with Frosted Glass Lens
- PS version is wet location listed for use in showers
- Non-conductive, non-corrosive gasketed polymer trim ring
- Torsion spring retention

H271CT	35W PAR30L
H271CAT	
H27RICT	40W A19
H27RICAT	



Height: 4" [102mm]  
Outside Diameter: 8" [203mm]



**170P**  
White Trim with Frosted Albalite Lens

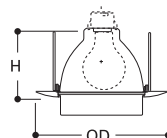
**170PS**  
White Trim with Frosted Albalite Lens, Wet Location and AIR-TITE listed

171

Drop Opal Lens with Reflector

- White Trim with Drop Opal glass lens
- PS version is wet location listed for use in showers
- Non-conductive, non-corrosive gasketed polymer trim ring
- Torsion spring retention

H271CT	40W A19
H271CAT	
H27RICT	
H27RICAT	



Height: 4" [102mm]  
Outside Diameter: 8" [203mm]



**171P**  
White Trim with Drop Opal Lens

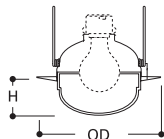
**171PS**  
White Trim with Drop Opal Lens, Wet Location and AIR-TITE listed

# 172

- Frosted Glass Dome
- Wet location listed for use in showers
- Non-conductive, non-corrosive gasketed polymer trim ring
- Torsion spring retention

H27ICT	50W PAR30, 60W A19
H27ICAT	
H27RICT	
H27RICAT	

Height: 2-1/8" [54mm]  
Outside Diameter: 7-3/4" [197mm]



## Dome Lens with Reflector



**172PS**  
White Trim with Frosted Glass Dome, Wet Location Listed

**172SNS**  
Satin Nickel Trim with Frosted Glass Dome, Wet Location Listed

**172AGS**  
Antique Copper Trim with Frosted Glass Dome, Wet Location Listed



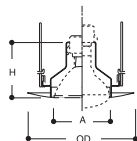
**172TBZ**  
Tuscan Bronze Trim with Frosted Glass Dome, Wet Location Listed

# 300

- Open trim for BR and PAR Lamps
- Torsion spring retention

H27ICT	50W PAR30L, 60W BR30, 75W PAR30
H27ICAT	
H27RICT	60W BR30, 75W PAR30
H27RICAT	

Aperture: 4" [102mm]  
Outside Diameter: 7-1/4" [184mm]



## Open Trim with Socket Support



**300P**  
White Trim

**300SN**  
Satin Nickel Trim

**300AC**  
Antique Copper Trim



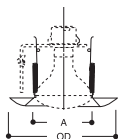
**300TBZ**  
Tuscan Bronze Trim

# 328

- Coil spring retention

H27ICT	65W BR30, 75W PAR30, 75W PAR30L
H27ICAT	
H27RICT	50W PAR30, 65W BR30, 75W PAR30L
H27RICAT	


## White Splay Trim



Aperture: 3-7/8" [98mm]  
Outside Diameter: 7-3/4" [197mm]



**328P**  
White Splay Trim



## H27T

### 6" Aperture, New Construction, Non-IC, Shallow Ceiling 120V Line Voltage

The H27T housing is designed for use in shallow ceilings. The wide variety of trims available allows a number of different lighting effects to be created with one basic housing. The H27T is designed for non-insulated shallow ceilings. If ceiling insulation is present, it must be kept 3 inches from all sides of housing.



## FEATURES

### HOUSING

Die-stamped CRS with white powder coat finish.

### PLASTER FRAME

- Galvanized steel construction.
- The housing can be removed from plaster frame to provide access to the junction box.
- Plaster frame features include:
  - Patented regressed locking screw positioned for securing hanger bars from below the ceiling.
  - Cutouts for easily crimping hanger bars in position.
  - HALO name embossed on plaster frame.

### SOCKET PLATE

- Rigid socket plate adjusts and locks without tools for various lamp sizes.
- Socket plate and bracket may be removed when using socket supporting trims.

### SLIDE-N-SIDE™ JUNCTION BOX

- Seven 1/2" trade size conduit knockouts with true pry-out slots are positioned to accommodate straight conduit runs.
- Slide-N-Side™ wire traps allow non-metallic sheathed cable to be installed without tools and without removing knockouts. Accepts a wide range of non-metallic sheathed cable.
  - Allows wiring connections to be made outside the junction box.
  - Simply insert the cable directly into the trap after connections are made.
  - Accommodates the following standard non-metallic sheathed cable sizes:
    - (US) #14/2, #14/3, #12/2, #12/3
    - (Canada) #14/2, #14/3, #12/2

### "QUICK CONNECT" CONNECTORS

Three quick connect wiring connectors included.

### Got NAIL!™ Pass-N-Thru™ BAR HANGERS

- Pre-installed nail easily installs in regular lumber, engineered lumber and laminated beams.
- Safety and guidance system prevents snagging, ensures smooth straight nail penetration and allows bar hangers to be easily removed if necessary.
- Automatic levelling flange aligns the housing and lets you hold the housing in place with one hand while driving nails.
- Housing can be positioned at any point within 24" joist span.
- Pass-N-Thru™ feature allows bar hangers to be shortened without removing from plaster frame.
- Score lines allow "tool-less" shortening for 12" joists.
- Integral T-bar clip snaps onto T-bars - no additional clips required.

### SOCKET

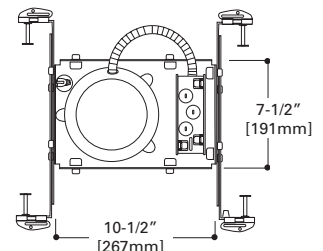
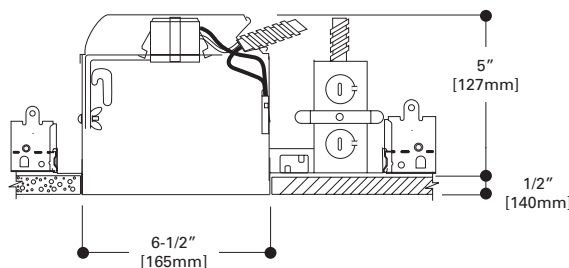
Porcelain socket with nickel plated brass screw shell, snaps into socket plate (or into socket supporting trim for consistent lamp positioning.)

### THERMAL PROTECTOR

Integral Thermal Protector deactivates fixture if an incorrect lamp is used or if ceiling insulation material is not applied correctly.

### LABELS

- UL/cUL Listed 1598 Luminaire
- UL/cUL Damp Location Listed
- UL/cUL Listed for Wet Location, covered ceiling
- UL/cUL Listed for Feed Through
- IP Rated (Improper Lamp)



# H27RT

6" Aperture, Remodel, Non-IC, Shallow Ceiling  
120V Line Voltage

The H27RT housing is designed for remodeling use in shallow ceiling. The wide variety of trims available allows a number of different lighting effects to be created with one basic housing. The H27RT is designed for use in non-insulated shallow ceilings. If ceiling insulation is present, it must be kept 3 inches from all sides of housing.



## FEATURES

### HOUSING

- Die-stamped CRS with white powder coat finish.
- For installation from below the finished ceiling. Integral flange secures fixture against ceiling
- HALO name embossed on housing.

### SOCKET PLATE

- Rigid socket plate adjusts and locks without tools for various lamp sizes.
- Socket plate and bracket may be removed when using socket supporting trims.

### REMODEL SPRINGS

Four remodel springs secure housing and accommodate 1/2" and 5/8" ceiling material.

### JUNCTION BOX

- Seven 1/2" trade size conduit knockouts with true pry-out slots are positioned to accommodate straight conduit runs.
- Four NM cable pryouts included.

### "QUICK CONNECT" CONNECTORS

Three quick connect wiring connectors included.

### SOCKET

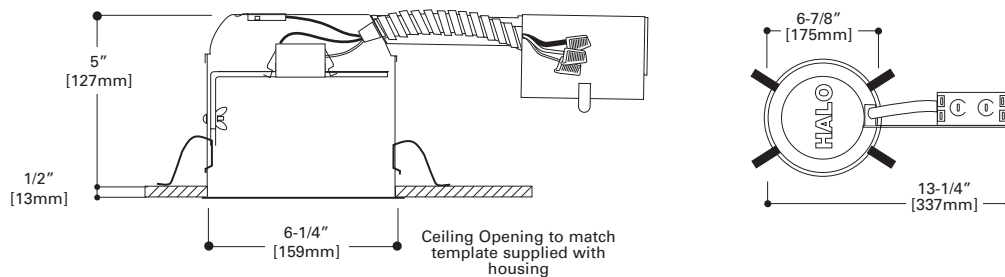
Porcelain socket with nickel plated brass screw shell, snaps into socket plate (or into socket supporting trim for consistent lamp positioning.)

### THERMAL PROTECTOR

Integral Thermal Protector deactivates fixture if an incorrect lamp is used or if ceiling insulation material is not applied correctly.

### LABELS

- UL/cUL Listed 1598 Luminaire
- UL/cUL Listed for Damp Location
- UL/cUL Listed for Wet Location, covered ceiling
- UL/cUL Listed for Feed Through
- IP Rated (Improper Lamp)

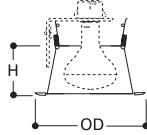


426

Reflector Cone

- Accepts a wide variety of lamps
- Coil spring retention
- Accessories available: TRM6 designer trim rings, OT403 oversize trim ring

H27T	75W PAR30, 75W PAR30L, 85W BR30, 100W R30
H27RT	65W BR30, 75W R30, 75W PAR30, 75W PAR30L




Height: 2-11/16" [68mm]  
Outside Diameter: 7-1/4" [184mm]



**426**  
White Trim Ring with  
Clear Specular Reflector Cone

**426MB**  
White Trim with Specular Black  
Reflector Cone

**426H**  
White Trim with Haze Reflector  
Cone



**426SN**  
Satin Nickel Trim with  
Satin Nickel Reflector Cone

**426AC**  
Antique Copper Trim with  
Antique Copper Reflector Cone

**426TBZ**  
Tuscan Bronze Trim with  
Tuscan Bronze Reflector Cone



**426RG**  
White Trim with Residential Gold  
Reflector Cone

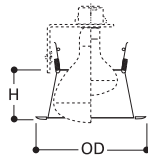
**426CG**  
White Trim with Champagne Gold  
Reflector Cone

4261

Self Flange White Reflector Cone

- Accepts R and PAR lamps
- Coil Spring retention

H27T	100W R30, 75W PAR30, 75W PAR30L
H27RT	75WR30, 75W PAR30, 75W PAR30L



Height: 2-5/8" [67mm]  
Outside Diameter: 7-1/4" [184mm]



**4261P**  
White Self Flanged Reflector Cone

310

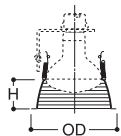
Coilex® Baffle

- Black or White Phenolic Coilex Baffle with separate metal trim ring
- Accessories available: TRM6 designer trim rings, OT403 oversize trim ring
- Coil Spring retention
- 310WG and 310PG models with separate wider metal trim ring hides ceiling irregularities and cut-out errors

H27T	65W BR30, 75W R30, 75W PAR30, 75W PAR30L
H27RT	

**310W, P, SN, AC, TBZ**  
Height: 3-1/16" [78mm]  
Outside Diameter: 7-1/4" [184mm]


**310WG, PG**  
Height: 3-1/16" [78mm]  
Outside Diameter: 8" [203mm]



**310W**  
White Trim with White Coilex Baffle

**310P**  
White Trim with Black Coilex Baffle

**310SN**  
Satin Nickel Trim with Black  
Coilex Baffle



**310AC**  
Antique Copper Trim with  
Black Coilex Baffle

**310TBZ**  
Tuscan Bronze Trim with  
Black Coilex Baffle

**310WG**  
Wide White Trim Ring with White  
Coilex Baffle



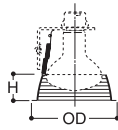
**310PG**  
Wide White Trim Ring with Black  
Coilex Baffle



**312**

**Coilex® Baffle**

- Black or White Phenolic Coilex Baffle with separate metal trim ring
- 312 baffle features smaller lamp opening to conceal interior view of housing when used with PAR lamps
- Accessories available: TRM6 designer trim rings, OT403 oversize trim ring
- Coil Spring retention



Height: 2-1/4" [57mm]  
Outside Diameter: 7-1/4" [184mm]



**312W**  
White Trim with White Baffle

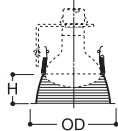
**312P**  
White Trim with Black Baffle

H27T	85W BR30, 75W PAR30
H27RT	75W PAR30, 75W PAR30L, 85W BR30


**353**

**Metal Baffle**

- Metallic Finish Trim Rings and Baffles
- Coil Spring retention




Height: 3" [76mm]  
Outside Diameter: 7-1/4" [184mm]



**353SN**  
Satin Nickel Trim with  
Satin Nickel Baffle

**353AC**  
Antique Copper Trim with  
Antique Copper Baffle

H27T	65W BR30, 75W R30, 75W PAR30, 75W PAR30L
H27RT	

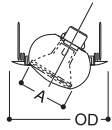


**353TBZ**  
Tuscan Bronze Trim with  
Tuscan Bronze Baffle

**74**

**Eyeball - 30° Tilt**

- Provides optimum position for PAR30 lamps
- Torsion Spring retention



Aperture: 3-7/8" [98mm]  
Outside Diameter: 8" [203mm]



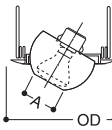
**74P**  
White Trim and Eyeball

H27T	75W PAR30
H27RT	

**77**

**Adjustable Eyeball - 30° Tilt**

- For use with R20 and PAR20 lamps
- Torsion spring retention



Aperture: 2-3/4" [70mm]  
Outside Diameter: 8" [203mm]



**77P**  
White Trim with White Eyeball

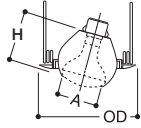
H27T	50W R20, 50W PAR20
H27RT	

78

- Wide choice of finishes for any decor
- 30° Tilt, 360° rotation

H27T	65W BR30, 75W R30, 75W PAR30, 75W PAR30L
H27RT	

Height: 4-1/8" [105mm]  
Aperture: 3-15/16" [100mm]  
Outside Diameter: 8" [203mm]



Eyeball - 30° Tilt



**78P**  
White Trim with White Eyeball

**78PAT**  
White Trim with White Eyeball -  
AIR-TITE trim

**78SN**  
Satin Nickel Trim with  
Satin Nickel Eyeball



**78AC**  
Antique Copper Trim with  
Antique Copper Eyeball

**78TBZ**  
Tuscan Bronze Trim with  
Tuscan Bronze Eyeball

**78B**  
Satin Brass Trim with Satin Brass  
Eyeball

*Halo AIR-TITE trims are designed to meet restricted airflow requirements. However local code may require a trim gasket regardless of trim design. Where required, use accessory trim gasket GA-ATRIM. Order separately in a 6 pack: GA-ATTRIM-6PK.*



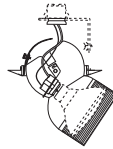
**78PB**  
Polished Brass Trim with Polished  
Brass Eyeball

90

- Provides up to 60° of tilt

H27T	250W PAR38
------	------------

Double Bubble Adjustable - 60° Tilt



Outside Diameter: 8" [203mm]



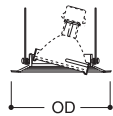
**90P**  
White Trim and Eyeball

376

- Regressed Gimbal with Baffle
- Torsion spring retention

H27T	75W PAR30
H27RT	

Adjustable



Outside Diameter: 7-1/4" [184mm]



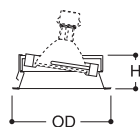
**376P**  
White Trim Ring, Black Baffle

378

- Regressed Gimbal with Splay Trim
- Accessories available: TRM6 designer trim rings, OT403 oversize trim ring
- Friction clip on trim

H27T	75W PAR30
H27RT	

Adjustable with Splay - 25° Tilt



Outside Diameter: 7-1/4" [184mm]



**378P**  
White Trim with White Splay Trim

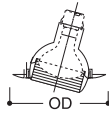
**378**  
White Trim with Clear Specular  
Splay Trim

# 419

## Regressed Eyeball with Splay - 25° Tilt

- 25° Tilt, 358° rotation
- Accessories available: TRM6 designer trim rings, OT403 oversize trim ring

H27T	75W PAR30
H27RT	



Outside Diameter: 7-1/4" [184mm]



**419P**  
White Trim and Eyeball with White Splay

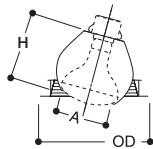
**419**  
White Trim and Eyeball with Clear Splay

# 420

## Regressed Eyeball - 30° Tilt

- Regressed eyeball with baffle splay
- Accessories available: TRM6 designer trim rings, OT403 oversize trim ring

H27T	75W BR30, 75W PAR30L, 75W PAR30
H27RT	



Height: 3-15/16" [100mm]  
Aperture: 4" [102mm]  
Outside Diameter: 7-1/4" [184mm]



**420W**  
White Trim with White Eyeball and White Baffle

**420P**  
White Trim with White Eyeball and Black Baffle

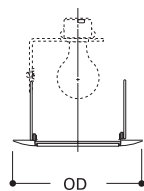
**420PB**  
Polished Brass Trim with Polished Brass Eyeball and Black Baffle

# 70

## Albalite Lens

- White Trim, Frosted Glass Albalite Lens
- PS version is wet location listed for use in showers
- Non-conductive, non-corrosive polymer trim ring
- Torsion spring retention

H27T	60W A19
------	---------



Outside Diameter: 8" [203mm]



**70P**  
White Trim with Frosted Albalite Lens

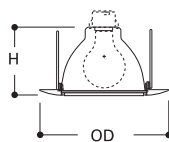
**70PS**  
White Trim with Frosted Albalite Lens, Wet Location

# 170

## Albalite Lens with Reflector

- White Trim with Frosted Glass Lens
- PS version is wet location listed for use in showers
- Non-conductive, non-corrosive gasketed polymer trim ring
- Torsion spring retention

H27RT	60W A19
-------	---------



Height: 4" [101mm]  
Outside Diameter: 8" [203mm]



**170P**  
White Trim with Frosted Albalite Lens

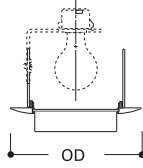
**170PS**  
White Trim with Frosted Albalite Lens, Wet Location and AIR-TITE listed

71

Drop Opal Lens

- White Trim, Drop Opal glass Lens
- PS version is wet location listed for use in showers
- Non-conductive, non-corrosive polymer trim ring
- Torsion spring retention

H27T	60W A19
------	---------



Outside Diameter: 8" [203mm]



**71P**  
White Trim with Drop Opal Lens

**71PS**  
White Trim with Drop Opal Lens,  
Wet Location

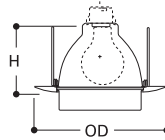


171

Drop Opal Lens with Reflector

- White Trim with Drop Opal glass lens
- PS version is wet location listed for use in shower
- Non-conductive, non-corrosive gasketed polymer trim ring
- Torsion spring retention

H27RT	60W A19
-------	---------



Height: 4" [102mm]  
Outside Diameter: 8" [203mm]



**171P**  
White Trim with Drop Opal Lens

**171PS**  
White Trim with Drop Opal Lens,  
Wet Location and AIR-TITE listed

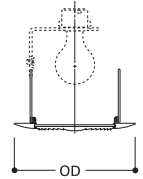


73

Fresnel Lens

- White Trim with Fresnel glass lens
- PS version is wet location listed and for use in showers
- Non-conductive, non-corrosive polymer trim ring
- Torsion spring retention

H27T	40W A19
------	---------



Outside Diameter: 8" [203mm]



**73P**  
White Trim with Fresnel Lens

**73PS**  
White Trim with Fresnel Lens,  
Wet Location

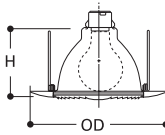


173

Fresnel Lens with Reflector

- White Trim with glass fresnel lens
- PS version is wet location listed for use in showers
- Non-conductive, non-corrosive gasketed polymer trim ring
- Torsion spring retention

H27RT	60W A19
-------	---------



Height: 4" [102mm]  
Outside Diameter: 8" [203mm]



**173P**  
White Trim with Fresnel Lens

**173PS**  
White Trim with Fresnel Lens,  
Wet Location and AIR-TITE listed

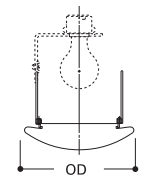


75

Diffuser

- All glass diffuser
- Provides some illumination on the ceiling plane
- Torsion spring retention

H27T	60W A19
------	---------



Outside Diameter: 7-3/4" [197mm]



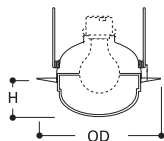
**75**  
All Glass Diffuser

# 172

- Frosted Glass Dome
- Wet location listed for use in showers
- Non-conductive, non-corrosive gasketed polymer trim
- Torsion spring retention

H27T	75W PAR30, 100W A19
H27RT	

Height: 2-1/8" [54mm]  
Outside Diameter: 7-3/4" [197mm]



## Dome Lens with Reflector



**172PS**  
White Trim with Frosted Glass Dome, Wet Location Listed

**172SNS**  
Satin Nickel Trim with Frosted Glass Dome, Wet Location Listed

**172ACS**  
Antique Copper Trim with Frosted Glass Dome, Wet Location Listed



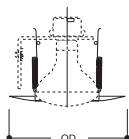
**172TBZS**  
Tuscan Bronze Trim with Frosted Glass Dome, Wet Location Listed

# 301

- Open trim for BR, R, and PAR Lamps
- Coil spring retention

H27T	65W BR30, 75W R30, 75W PAR30, 75W PAR30L
H27RT	

Outside Diameter: 7-1/4" [184mm]




## Open Trim



**301P**  
White Trim

**301SN**  
Satin Nickel Trim

**301AC**  
Antique Copper Trim



**301TBZ**  
Tuscan Bronze Trim

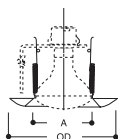
**301PB**  
Polished Brass Trim

# 328

- Coil spring retention

H27T	75W PAR30, 75W PAR30L, 85W BR30, 100W R30
H27RT	

## White Splay Trim



Aperture: 3-7/8" [98mm]  
Outside Diameter: 7-3/4" [197mm]



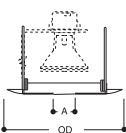
**328P**  
White Splay Trim

# 79

- 1-7/8" open pinhole
- Torsion spring retention

H27T	75W PAR30
H27RT	50W PAR30

## Pinhole Trim



Outside Diameter: 8" [203mm]



**79P**  
White Trim



## H7LVT

**6" Aperture, New Construction, Non-IC  
12V Low Voltage, MR16 and PAR36**

An H7 family housing with an integral low voltage dual tap 120V/277V transformer that supplies 12 volts to MR16 and PAR36 lamps. The H7LVT is suited for use in non-insulated ceilings in residential and commercial applications. If ceiling insulation is present, it must be kept 3 inches from all sides of housing.



### FEATURES

#### HOUSING

Die-stamped CRS with white powder coat finish.

#### LAMP PLUG

Molded one-way plug mates with the trim wiring.

#### PLASTER FRAME

- Galvanized steel construction.
- The housing can be removed from plaster frame to provide access to the junction box.
- Plaster frame features include:
  - Regressed locking screw positioned for securing hanger bars from below the ceiling.
  - Cutouts for easily crimping hanger bars in position.
  - HALO name embossed on plaster frame.

#### JUNCTION BOX

- Seven 1/2" trade size conduit knockouts with true pry-out slots are positioned to accommodate straight conduit runs.
- Four "NM" cable pryouts with integral strain relief also included.

#### "QUICK CONNECT" CONNECTORS

Three quick connect wiring connectors included.

#### Got NAIL!™ Pass-N-Thru™ BAR HANGERS

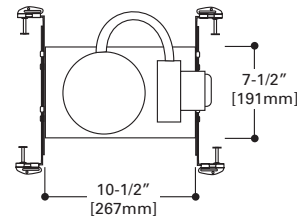
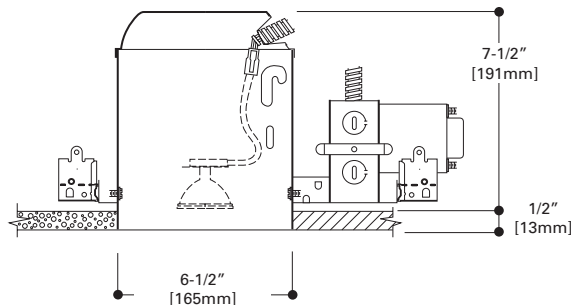
- Pre-installed nail easily installs in regular lumber, engineered lumber and laminated beams.
- Safety and guidance system prevents snagging, ensures smooth straight nail penetration and allows bar hangers to be easily removed if necessary.
- Automatic levelling flange aligns the housing and lets you hold the housing in place with one hand while driving nails.
- Housing can be positioned at any point within 24" joist span.
- Pass-N-Thru™ feature allows bar hangers to be shortened without removing from plaster frame.
- Score lines allow "tool-less" shortening for 12" joists.
- Bar hangers may be repositioned 90°.
- Integral T-bar clip snaps onto T-bars - no additional clips required.

#### TRANSFORMER

Dual tap 120V/277V integral magnetic transformer steps line voltage down to lamp operating voltage. Thermally protected transformer.

#### LABELS


- UL/cUL Listed 1598 Luminaire
- UL/cUL Damp Location Listed
- UL/cUL Listed for Wet Location, covered ceiling
- UL/cUL Listed for Feed Through
- IP Rated (Improper Lamp)



# H7LVIC

## 6" Aperture, New Construction, IC 12V Low Voltage, MR16 and PAR36

An H7 family housing with an integral low voltage transformer that supplies 12 volts to MR16 and PAR36 lamps. The H7LVIC is for installations where the housing will be in direct contact with insulation. The housing also meets restricted air flow requirements.



### FEATURES

#### HOUSING

- Double wall aluminum construction for greater heat dissipation.
- The inner housing can be removed from plaster frame for junction box access.

#### LAMP PLUG

Molded one-way plug mates with the trim wiring.

#### PLASTER FRAME

Housing adjusts in plaster frame 1-3/8" to accommodate different ceiling thicknesses. Galvanized steel construction. Plaster frame features include:

- Regressed locking screw for securing hanger bars.
- Cutouts for easily crimping hanger bars in position.
- HALO name embossed on plaster frame.

#### SLIDE-N-SIDE™ JUNCTION BOX

- Seven 1/2" trade size conduit knockouts with true pry-out slots are positioned to accommodate straight conduit runs.
- Three Slide-N-Side™ wire traps allow non-metallic sheathed cable to be installed without tools and without removing knockouts. Accepts a wide range of non-metallic sheathed cable.
  - Allows wiring connections to be made outside the junction box.
  - Simply insert the cable directly into the trap after connections are made.
  - Accommodates the following standard non-metallic sheathed cable sizes:  
(US) #14/2, #14/3, #12/2, #12/3  
(Canada) #14/2, #14/3, #12/2

#### "QUICK CONNECT" CONNECTORS

Three quick connect wiring connectors included.

#### Got NAIL!™ Pass-N-Thru™ BAR HANGERS

- Pre-installed nail easily installs in regular lumber, engineered lumber and laminated beams.
- Safety and guidance system prevents snagging, ensures smooth straight nail penetration and allows bar hangers to be easily removed if necessary.
- Automatic levelling flange aligns the housing and lets you hold the housing in place with one hand while driving nails.
- Housing can be positioned at any point within 24" joist span.
- Pass-N-Thru™ feature allows bar hangers to be shortened without removing from plaster frame.
- Score lines allow "tool-less" shortening for 12" joists.
- Bar hangers may be repositioned 90°.
- Integral T-bar clip snaps onto T-bars - no additional clips required.

#### TRANSFORMER

120V integral magnetic transformer steps line voltage down to lamp operating voltage. Thermally protected transformer.

#### THERMAL PROTECTOR

Self resetting thermal protector deactivates fixture if overheating occurs due to improper lamping.

#### LABELS

- UL/cUL Damp Location Listed
- UL/cUL Listed for Wet Location, covered ceiling
- UL/cUL Listed for Feed Through
- UL/cUL Listed for direct contact with insulation and combustible material

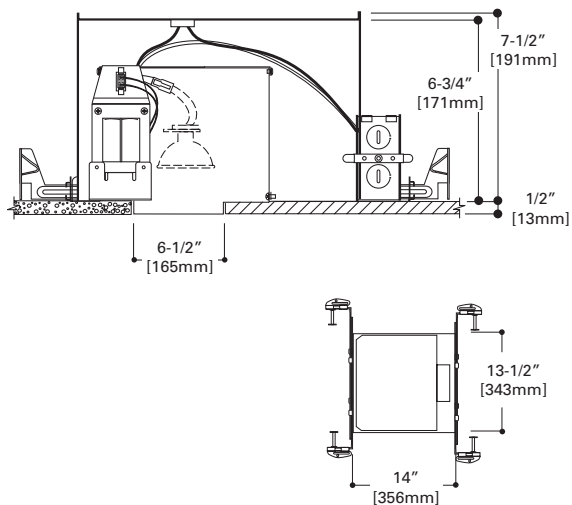
#### QUALIFICATION

##### IC and AIR-TITE™

Certified under ASTM-E283 and listed UL/cUL 1598. May be used to meet insulated ceiling and

restricted air-flow requirements such as:

- Washington State Energy Code
- International Energy Conservation Code (IECC)
- New York State Energy Conservation Construction Code (NY-ECCC)
- State of California Title 24 "Recessed Luminaires in Insulated Ceilings."

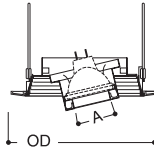


## 2412

### Low Voltage Adjustable Spot - 30° Tilt

- Low Voltage Trim
- Torsion spring retention

H7LVT	75W 12V MR16
H7LVICT	50W 12V MR16



Aperture: 1-3/4" [44mm]  
Outside Diameter: 7-1/4" [184mm]



**2412W**  
White Trim with White Baffle and  
Lampholder

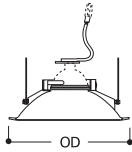
**2412P**  
White Trim with Black Baffle and  
Lampholder

## 2416

### Low Voltage Specular Reflector and Baffles - 30° Tilt

- Low Voltage Trim
- Torsion spring retention

H7LVT	75W 12V MR16
H7LVICT	50W 12V MR16



Outside Diameter: 7-1/4" [184mm]



**2416W**  
White Trim with White Baffle

**2416BA**  
White Trim with Black Baffle

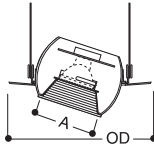
**2416C**  
White Trim with Clear Specular  
Reflector

## 2417

### Low Voltage Eyeball with Baffle - 30° Tilt

- Low Voltage Trim
- Torsion spring retention

H7LVT	75W 12V MR16
H7LVICT	50W 12V MR16



Outside Diameter: 8" [203mm]



**2417W**  
White Trim with White Eyeball and  
White Baffle

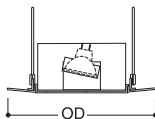
**2417BA**  
White Trim with White Eyeball and  
Black Baffle

## 2450

### Low Voltage Slot Aperture - 30° Tilt

- Low Voltage Trim
- Torsion spring retention

H7LVT	75W 12V MR16
H7LVICT	50W 12V MR16



Outside Diameter: 8" [203mm]



**2450P**  
White Slot Aperture Trim

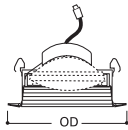


## 2475

### Low Voltage Adjustable Accent - 30° Tilt

- Low Voltage Trim
- Torsion spring retention

H7LVT	75W 12V MR16
H7LVICT	50W 12V MR16



Outside Diameter: 7-1/4" [184mm]



**2475W**  
White Trim with White Baffle

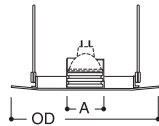
**2475P**  
White Trim with Black Baffle

## 2479

### Low Voltage Pinhole Trim

- Low Voltage Trim
- Torsion spring retention

H7LVT	75W 12V MR16
H7LVICT	50W 12V MR16




Aperture: 1-7/8" [48mm]  
Outside Diameter: 8" [203mm]



**2479W**  
White Trim with White Baffle

**2479P**  
White Trim with Black Baffle



# H270ICAT, H271ICAT, H272ICAT

6" Aperture, New Construction, ICAT  
Compact Fluorescent, 13W (H270ICAT), 18W (H271ICAT), 26W (H272ICAT)

The H270ICAT, H271ICAT and H272ICAT housings are designed for insulated ceilings and can be in direct contact with ceiling insulation. This AIR-TITE™ housing design prevents airflow between attic and living areas and saves on both heating and air conditioning costs. The 120V electronic compact fluorescent non-commercial ballast meets stringent ENERGY STAR® requirements including FCC Title 47 CFR part 18 for Consumer equipment.



## FEATURES

### HOUSING

- Single wall aluminum housing.
- Sealed and gasketed for AIR-TITE™ installation, with the ceiling-contact gasket pre-installed on the plaster frame.
- Designed for insulated ceilings in direct contact with insulation. (May also be installed in non-insulated ceilings.)

### PLASTER FRAME

- Housing adjusts in plaster frame to accommodate up to 1-3/8" ceiling thickness.
- Plaster frame features include:
  - Patented regressed locking screw positioned for securing hanger bars from below the ceiling.
  - Cutouts for easily crimping hanger bars in position.
  - HALO name embossed on plaster frame.
  - Pre-installed AIR-TITE gasket.

### SLIDE-N-SIDE™ JUNCTION BOX

- Positioned to accommodate straight conduit runs
- Seven 1/2" trade size conduit knockouts with true pry-out slots
- Slide-N-Side™ wire traps allow non-metallic sheathed cable to be installed without tools and without removing knockouts.
- Accepts a wide range of non-metallic (type NM) sheathed cables - the standard cable types used in lighting in both U.S. and Canada.
  - Allows wiring connections to be made outside the junction box
  - Simply insert the cable directly into the trap after connections are made.
  - Accommodates the following standard non-metallic sheathed cable sizes: (US) #14/2, #14/3, #12/2, #12/3 (Canada) #14/2, #14/3, #12/2

### Got NAIL!™ Pass-N-Thru™ BAR HANGERS

- Pre-installed nail easily installs in regular lumber, engineered lumber and laminated beams.
- Safety and guidance system prevents snagging, ensures smooth straight nail penetration and allows bar hangers to be easily removed if necessary.
- Automatic levelling flange aligns the housing and lets you hold the housing in place with one hand while driving nails.
- Housing can be positioned at any point within 24" joist span.
- Pass-N-Thru™ feature allows bar hangers to be shortened without removing from plaster frame.
- Score lines allow "tool-less" shortening for 12" joists.
- Bar hangers may be repositioned 90°.
- Integral T-bar clip snaps onto T-bars - no additional clips required.

### SOCKET

Socket for one Double Twin Tube (Quad) or Triple Twin Tube 4 pin lamp.

**H270ICAT:** G24q-1/GX24-1 socket for one 13W lamp (DTT or TTT)

**H271ICAT:** G24q-2/GX24-2 socket for one 18W lamp (DTT or TTT)

**H272ICAT:** G24q-3/GX24-3 socket for one 26W lamp (DTT or TTT)

### LAMP

Compact Fluorescent lamp (by others). Generic Lamp Designations:

DTT-Double Twin Tube (Quad) (CFQ):

- CFQ13W/G24q - 2700K, 3000K, 3500K, 4100K
- CFQ18W/G24q - 2700K, 3000K, 3500K, 4100K
- CFQ26W/G24q - 2700K, 3000K, 3500K, 4100K

TTT-Triple Twin Tube (CFTR):

- CFTR13W/GX24q - 2700K, 3000K, 3500K, 4100K
- CFTR18W/GX24q - 2700K, 3000K, 3500K, 4100K
- CFTR26W/GX24q - 2700K, 3000K, 3500K, 4100K

- 12,000 hour rated average life
- 82 CRI rated lamps provide excellent color and high visual comfort.
- Color temperature (warm to cool) options offer 2700K warm, 3000K medium-warm incandescent-like light, 3500K medium-cool, and 4100K cool.

### ELECTRONIC BALLAST

Thermally protected, fused, 120 volt non-commercial electronic ballast provides full light output and rated lamp life. End of lamp life protection is standard. Meets FCC EMI/RFI consumer level limits.

### LABELS

- UL/cUL Listed 1598 Luminaire
- UL/cUL Listed for Damp Location
- UL/cUL Listed for Wet Location, covered ceiling
- UL/cUL Listed for Direct Contact with Insulation and combustible material
- UL/cUL Listed for Feed Through

### COMPLIANCE

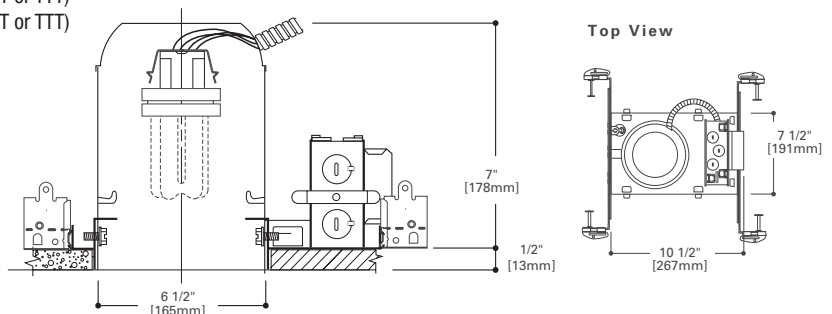
- ENERGY STAR® Qualified
- Can be used for State of California Title 24 - High Efficacy Compliance
- Can be used for International Energy Conservation Code (IECC) - High Efficacy Compliance

### QUALIFICATION

#### IC and AIR-TITE™

Certified under ASTM-E283 and listed UL/cUL 1598. May be used to meet insulated ceiling and restricted air-flow requirements such as:

- Washington State Energy Code
- International Energy Conservation Code (IECC)
- New York State Energy Conservation Construction Code (NY-ECCC)
- State of California Title 24 "Recessed Luminaires in Insulated Ceilings."



# H270RICAT, H271RICAT, H272RICAT

## 6" Aperture, Remodel, ICAT

Compact Fluorescent, 13W (H270RICAT), 18W (H271RICAT), 26W (H272RICAT)

The H270RICAT, H271RICAT and H272RICAT housings are designed for remodel applications in insulated ceilings and can be in direct contact with ceiling insulation. This AIR-TITE™ housing design prevents airflow between attic and living areas and saves on both heating and air conditioning costs. Includes 120V NPF electronic compact fluorescent ballast.



## FEATURES

### HOUSING

- Single wall aluminum housing.
- Openings are gasketed for AIR-TITE™ installation.
- For installation from below the finished ceiling. Integral flange secures fixture against ceiling.
- Designed for insulated ceilings in direct contact with insulation. (May also be installed in Non-insulated ceilings).

### REMODEL SPRINGS

Four remodel clips secure housing and accommodate 1/2" and 5/8" ceiling material.

### SLIDE-N-SIDE™ JUNCTION BOX

- Seven 1/2" trade size conduit knockouts with true pry-out slots
- Slide-N-Side™ wire traps allow non-metallic sheathed cable to be installed without tools and without removing knockouts.
- Accepts a wide range of non-metallic (type NM) sheathed cables - the standard cable types used in lighting in both U.S. and Canada.
  - Allows wiring connections to be made outside the junction box
  - Simply insert the cable directly into the trap after connections are made.
  - Accommodates the following standard non-metallic sheathed cable sizes: (US) #14/2, #14/3, #12/2, #12/3 (Canada) #14/2, #14/3, #12/2

### SOCKET

Socket for one Double Twin Tube (Quad) or Triple Twin Tube 4 pin lamp.

**H270RICAT:** G24q-1/GX24-1 socket for one 13W lamp (DTT or TTT)

**H271RICAT:** G24q-2/GX24-2 socket for one 18W lamp (DTT or TTT)

**H272RICAT:** G24q-3/GX24-3 socket for one 26W lamp (DTT or TTT)

### LAMP

Compact Fluorescent lamp (by others). Generic Lamp Designations:

DTT-Double Twin Tube (Quad) (CFQ):

- CFQ13W/G24q - 2700K, 3000K, 3500K, 4100K
- CFQ18W/G24q - 2700K, 3000K, 3500K, 4100K
- CFQ26W/G24q - 2700K, 3000K, 3500K, 4100K

TTT-Triple Twin Tube (CFTR):

- CFTR13W/GX24q - 2700K, 3000K, 3500K, 4100K
- CFTR18W/GX24q - 2700K, 3000K, 3500K, 4100K
- CFTR26W/GX24q - 2700K, 3000K, 3500K, 4100K

- 12,000 hour rated average life
- 82 CRI rated lamps provide excellent color and high visual comfort.
- Color temperature (warm to cool) options offer 2700K warm, 3000K medium-warm incandescent-like light, 3500K medium-cool, and 4100K cool.

### ELECTRONIC BALLAST

120 volt, 60 Hz electronic ballast. Meets FCC Title 47 CFR Part 18 consumer level limits.

### LABELS

- UL/cUL Listed 1598 Luminaire
- UL/cUL Listed for Damp Location
- UL/cUL Listed for Wet Location, covered ceiling
- UL/cUL Listed for Direct Contact with Insulation and combustible material
- UL/cUL Listed for Feed Through

### COMPLIANCE

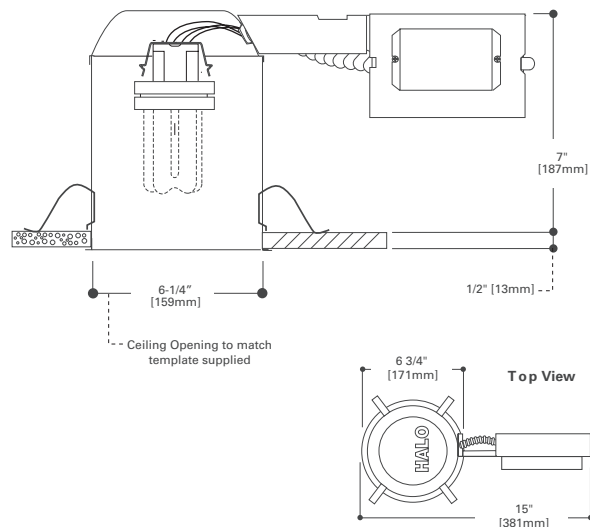
- ENERGY STAR® Qualified
- Can be used for State of California Title 24 - High Efficacy Compliance
- Can be used for International Energy Conservation Code (IECC) - High Efficacy Compliance


### QUALIFICATION

#### IC and AIR-TITE™

Certified under ASTM-E283 and listed UL/cUL 1598. May be used to meet insulated ceiling and restricted air-flow requirements such as:

- Washington State Energy Code
- International Energy Conservation Code (IECC)
- New York State Energy Conservation Construction Code (NY-ECCC)
- State of California Title 24 "Recessed Luminaires in Insulated Ceilings."





## H273ICAT1D

6" Aperture, New Construction, ICAT  
Compact Fluorescent, 26W and 32W with Dimming Ballast

The H273ICAT1D is designed for insulated ceilings and can be in direct contact with ceiling insulation. This AIR-TITE™ housing design prevents airflow between attic and living areas and saves on both heating and air conditioning costs. The H273ICAT1D offers compact fluorescent dimming capability with a 120V NPF electronic fluorescent dimming ballast.



### FEATURES

#### HOUSING

- Single wall aluminum housing.
- Sealed and gasketed for AIR-TITE™ installation, with the ceiling-contact gasket pre-installed on the plaster frame.
- Designed for insulated ceilings in direct contact with insulation. (May also be installed in non-insulated ceilings.)

#### PLASTER FRAME

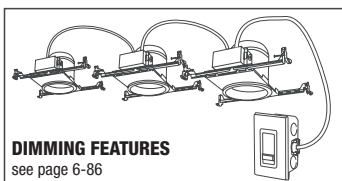
- Housing adjusts in plaster frame to accommodate up to 1-3/8" ceiling thickness.
- Plaster frame features include:
  - Patented regressed locking screw positioned for securing hanger bars from below the ceiling.
  - Cutouts for easily crimping hanger bars in position.
  - HALO name embossed on plaster frame.
  - Pre-installed AIR-TITE gasket.

#### SLIDE-N-SIDE™ JUNCTION BOX

- Positioned to accommodate straight conduit runs
- Seven 1/2" trade size conduit knockouts with true pry-out slots
- Slide-N-Side™ wire traps allow non-metallic sheathed cable to be installed without tools and without removing knockouts.
- Accepts a wide range of non-metallic (type NM) sheathed cables - the standard cable types used in lighting in both U.S. and Canada.
  - Allows wiring connections to be made outside the junction box
  - Simply insert the cable directly into the trap after connections are made.
  - Accommodates the following standard non-metallic sheathed cable sizes:
    - (US) #14/2, #14/3, #12/2, #12/3
    - (Canada) #14/2, #14/3, #12/2

#### Got NAIL!™ Pass-N-Thru™ BAR HANGERS

- Pre-installed nail easily installs in regular lumber, engineered lumber and laminated beams.
- Safety and guidance system prevents snagging, ensures smooth straight nail penetration and allows bar hangers to be easily removed if necessary.
- Automatic levelling flange aligns the housing and lets you hold the housing in place with one hand while driving nails.



**DIMMING FEATURES**  
see page 6-86

- Housing can be positioned at any point within 24" joist span.
- Pass-N-Thru™ feature allows bar hangers to be shortened without removing from plaster frame.
- Score lines allow "tool-less" shortening for 12" joists.
- Bar hangers may be repositioned 90°.
- Integral T-bar clip snaps onto T-bars - no additional clips required.

#### SOCKET

G24q-3/GX24q-3 socket for one 26W DTT\* - Double Twin Tube (Quad) or 26W TTT - Triple Twin Tube 4-pin lamp. May be used with 32W TTT - Triple Twin Tube 4-pin lamp.

\* DTT lamp not listed for use with all trims.

#### LAMP

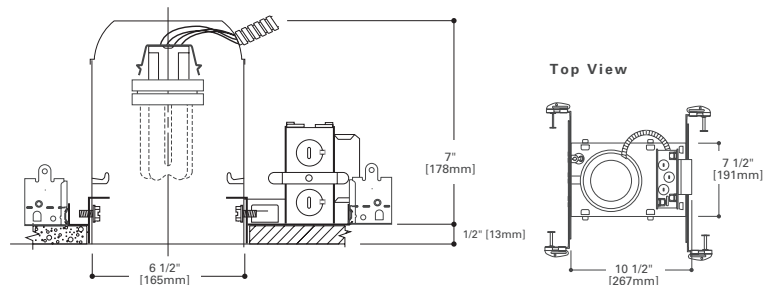
Compact Fluorescent lamp (by others).  
Generic Lamp Designations:

- DTT-Double Twin Tube (Quad) (CFQ)
  - CFQ26W/G24q - 2700K, 3000K, 3500K, 4100K
- TTT-Triple Twin Tube (CFTR):
  - CFTR26W/GX24q - 2700K, 3000K, 3500K, 4100K
  - CFTR32W/GX24q - 2700K, 3000K, 3500K, 4100K

- 12,000 hour rated average life
- 82 CRI rated lamps provide excellent color and high visual comfort.
- Color temperature (warm to cool) options offer 2700K warm, 3000K medium-warm incandescent-like light, 3500K medium-cool, and 4100K cool.

#### ELECTRONIC BALLAST

Models are provided with a 120V, 60 Hz, NPF electronic fluorescent dimming ballast. The dimming ballast is rated for use with 26W Double Twin Tube or Triple Twin Tube, or 32W Triple Twin Tube lamps (Triple Twin Tube lamp is preferred for best visual comfort). The ballast offers 100% to 15% nominal dimming range. Meets FCC Title 47 CFR Part 18 for Consumer Level Limits.



#### LABELS

- UL/cUL Listed 1598 Luminaire
- UL/cUL Listed for Damp Location
- UL/cUL Listed for Wet Location, covered ceiling
- UL/cUL Listed for Direct Contact with Insulation and combustible material
- UL/cUL Listed for Feed Through

#### COMPLIANCE

- ENERGY STAR® Qualified
- Can be used for State of California Title 24 - High Efficacy Compliance
- Can be used for International Energy Conservation Code (IECC) - High Efficacy Compliance

#### QUALIFICATION

##### IC and AIR-TITE™

Certified under ASTM-E283 and listed UL/cUL 1598. May be used to meet insulated ceiling and restricted air-flow requirements such as:

- Washington State Energy Code
- International Energy Conservation Code (IECC)
- New York State Energy Conservation Construction Code (NY-ECCC)
- State of California Title 24 "Recessed Luminaires in Insulated Ceilings."



# H273RICAT1D

## 6" Aperture, Remodel, ICAT Compact Fluorescent, 26W and 32W with Dimming Ballast

The H273RICAT1D is designed for remodel applications in insulated ceilings and can be in direct contact with ceiling insulation. This AIR-TITE™ housing design prevents airflow between attic and living areas and saves on both heating and air conditioning costs. The H273RICAT1D offers compact fluorescent dimming capability with a 120V NPF electronic fluorescent dimming ballast.



### FEATURES

#### HOUSING

- Single wall aluminum housing.
- Openings are gasketed for AIR-TITE™ installation.
- For installation from below the finished ceiling. Integral flange secures fixture against ceiling.
- Designed for insulated ceilings in direct contact with insulation. (May also be installed in Non-insulated ceilings).

#### REMODEL SPRINGS

Four remodel clips secure housing and accommodate 1/2" and 5/8" ceiling material.

#### SLIDE-N-SIDE™ JUNCTION BOX

- Seven 1/2" trade size conduit knockouts with true pry-out slots
- Slide-N-Side™ wire traps allow non-metallic sheathed cable to be installed without tools and without removing knockouts.
- Accepts a wide range of non-metallic (type NM) sheathed cables - the standard cable types used in lighting in both U.S. and Canada.
  - Allows wiring connections to be made outside the junction box
  - Simply insert the cable directly into the trap after connections are made.
  - Accommodates the following standard non-metallic sheathed cable sizes: (US) #14/2, #14/3, #12/2, #12/3 (Canada) #14/2, #14/3, #12/2

#### SOCKET

G24q-3/GX24q-3 socket for one 26W DTT\* - Double Twin Tube (Quad) or 26W TTT - Triple Twin Tube 4-pin lamp. May be used with 32W TTT - Triple Twin Tube 4-pin lamp.

\* DTT lamp not listed for use with all trims.

#### LAMP

Compact Fluorescent lamp (by others). Generic Lamp Designations:

DTT-Double Twin Tube (Quad) (CFQ)

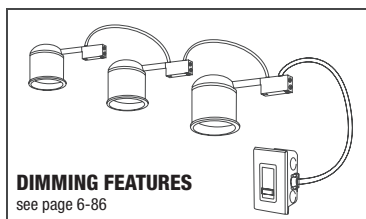
- CFQ26W/G24q - 2700K, 3000K, 3500K, 4100K

TTT-Triple Twin Tube (CFTR):

- CFTR26W/GX24q - 2700K, 3000K, 3500K, 4100K

- CFTR32W/GX24q - 2700K, 3000K, 3500K, 4100K

- 12,000 hour rated average life
- 82 CRI rated lamps provide excellent color and high visual comfort.
- Color temperature (warm to cool) options offer 2700K warm, 3000K medium-warm incandescent-like light, 3500K medium-cool, and 4100K cool.



**DIMMING FEATURES**  
see page 6-86

#### ELECTRONIC BALLAST

Models are provided with a 120V, 60 Hz, NPF electronic fluorescent dimming ballast. The dimming ballast is rated for use with 26W Double Twin Tube or Triple Twin Tube, or 32W Triple Twin Tube lamps (Triple Twin Tube lamp is preferred for best visual comfort). The ballast offers 100% to 15% nominal dimming range. Meets FCC Title 47 CFR Part 18 for Consumer Level Limits.

#### LABELS

- UL/cUL Listed 1598 Luminaire
- UL/cUL Listed for Damp Location
- UL/cUL Listed for Wet Location, covered ceiling
- UL/cUL Listed for Direct Contact with Insulation and combustible material

#### COMPLIANCE

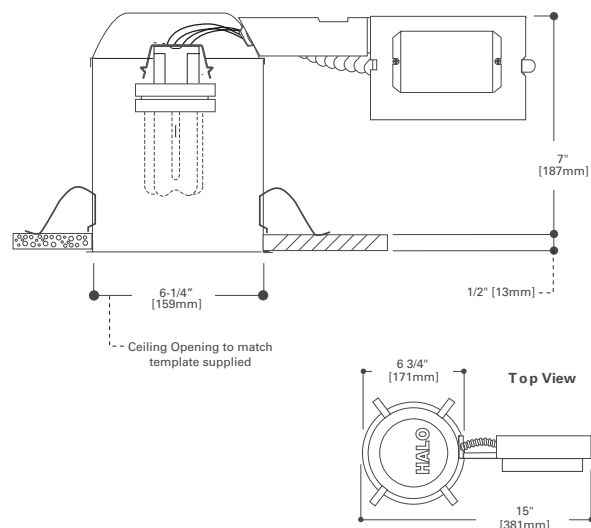
- ENERGY STAR® Qualified
- Can be used for State of California Title 24 - High Efficacy Compliance
- Can be used for International Energy Conservation Code (IECC) - High Efficacy Compliance

#### QUALIFICATION

##### IC and AIR-TITE™

Certified under ASTM-E283 and listed UL/cUL 1598. May be used to meet insulated ceiling and restricted air-flow requirements such as:


- Washington State Energy Code
- International Energy Conservation Code (IECC)
- New York State Energy Conservation Construction Code (NY-ECCC)
- State of California Title 24 "Recessed Luminaires in Insulated Ceilings."



## H273ICAT1D and H273RICAT1D Dimming Features

Features include:

- 100% to 15% nominal dimming range with compatible dimmers
- Standard wiring (2 wire plus ground, e.g. NM14/2 or NM12/2)
- 26W compact fluorescent 4-pin lamps
- Double Twin Quad Tube (DTT) or Triple Twin Tube (TTT) lamps - TTT lamps recommended for best lamp regression and trim compatibility. Check trim listings for lamp compatibility.



**HALO**  
H273ICAT1D and H273RICAT1D  
Housings with dimming ballast



Standard Residential  
Wiring 120V, 60Hz  
(2-wire plus ground)

### Dimming Models

	Aperture	Wattage/Type	Generic Lamp ID	Color Temp
<b>New Construction</b>				
<b>H273ICAT1D</b>	6"	26W DTT Quad	CFQ26W/G24q	/827/830/835/841
		26W TTT Triple	CFTR26W/Gx24q	/827/830/835/841
		32W TTT Triple	CFTR30W/Gx24q	/827/830/835/841
<b>Remodel</b>				
<b>H273RICAT1D</b>	6"	26W DTT Quad	CFQ26W/G24q	/827/830/835/841
		26W TTT Triple	CFTR26W/Gx24q	/827/830/835/841
		32W TTT Triple	CFTR30W/Gx24q	/827/830/835/841

Dimmer rated for phase controlled fluorescent ballasts (by others). One dimmer can control multiple fixtures (see dimmer for rating).

### Dimmer Application Notes

- Select dimmers rated for phase controlled fluorescent dimming ballasts. (Dimmer compatible with AmbiStar\* fluorescent dimming ballast or similar.)
- 120V, 60 Hz standard 2-wire plus ground wiring.
- Consult dimmer manufacturer for maximum dimmer load.
- Fluorescent dimming may vary from incandescent dimming. Performance results may vary based upon dimmer model, manufacturer and circuit wiring.
- Contact dimmer manufacturer for compatible product selection.

\*AmbiStar is a registered trademark of Philips Advance.



Greenhaven, Marietta, GA  
Photography: Eric Prine, Attic Fire Photography

# Standard Compact Fluorescent Dimmers by COOPER Wiring Devices



**Aspire Smart Dimmer Master - 9580\***  
Single Pole / Multi-location, 1000VA Fluorescent



**Aspire Slide Dimmer - 9568\***  
Single-Pole / 3-Way, 8A Fluorescent

**Available Color Options**



Alpine White



Desert Sand



White Satin



Silver Granite



**Accell - AF10**  
Smart Dimmer Master, Fluorescent, 1000W




**Devine - DF8AP**  
Single-Pole / 3-Way, 8A Fluorescent, Slide Dimmer



**Skye - SF8AP**  
Single-Pole / 3-Way, 8A Fluorescent, Full Slide Dimmer

**Available Color Options**



Almond



Black



Brown



Gray



Ivory



Light Almond



White

• Cooper Wiring Devices CFL compatible dimmers are illustrated for reference.  
• For product selection, ordering information and where to purchase contact Cooper Wiring Devices at [www.cooperwiringdevices.com](http://www.cooperwiringdevices.com).

470

Specular Reflector

- Self flanged full reflector
- Torsion spring retention

H270ICAT	13W DTT or 13W TTT
H270RICAT	
H271ICAT	18W DTT or 18W TTT
H271RICAT	
H272ICAT	26W DTT or 26W TTT
H272RICAT	
H273ICAT1D	26W DTT or 26W TTT, 32W TTT
H273RICAT1D	

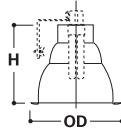
DTT = Double Twin Tube, TTT = Triple Twin Tube



**470SC**  
White Trim with Clear Specular Reflector

**470H**  
White Trim with Haze Reflector

**470RG**  
White Trim with Residential Gold Reflector



Height: 6-1/4" [159mm]  
Outside Diameter: 7-1/8" [181mm]



**470CG**  
White Trim with Champagne Gold Reflector

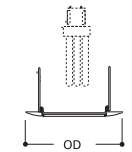
70

Albalite Lens

- White Trim with frosted Albalite glass lens
- PS version is wet location listed for use in showers
- Non-conductive, non-corrosive gasketed polymer trim ring
- Torsion Spring construction

H270ICAT	13W DTT or 13W TTT
H270RICAT	
H271ICAT	18W DTT or 18W TTT
H271RICAT	

DTT = Double Twin Tube, TTT = Triple Twin Tube



Outside Diameter: 8" [203mm]



**70P**  
White Trim with Frosted Albalite Lens

**70PS**  
White Trim with Frosted Albalite Lens, Wet Location Listed

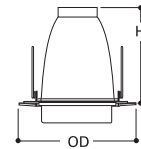
271

Drop Opal Lens

- White Trim with Drop Opal glass lens and reflector
- Wet location listed for use in showers
- Non-conductive, non-corrosive gasketed polymer trim ring
- Torsion spring retention

H270ICAT	13W DTT or 13W TTT
H270RICAT	
H271ICAT	18W DTT or 18W TTT
H271RICAT	
H272ICAT	26W DTT or 26W TTT
H272RICAT	
H273ICAT1D	26W DTT or 26W TTT, 32W TTT
H273RICAT1D	

DTT = Double Twin Tube, TTT = Triple Twin Tube



Height: 6-1/2" [165mm]  
Outside Diameter: 8" [203mm]



**271PS**  
White Trim with Drop Opal Lens, Wet Location Listed

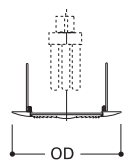
73

Fresnel Lens

- White Trim with glass Fresnel Lens
- Wet location listed for use in showers
- Non-conductive, non-corrosive gasketed polymer trim ring
- Torsion spring retention

H270ICAT	13W DTT or 13W TTT
H270RICAT	
H271ICAT	18W DTT or 18W TTT
H271RICAT	

DTT = Double Twin Tube, TTT = Triple Twin Tube



Outside Diameter: 8" [203mm]



**73P**  
White Trim with Fresnel Lens

**73PS**  
White Trim with Fresnel Lens, Wet Location Listed



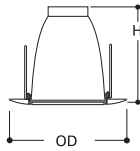
## 270

- White Trim with frosted Albalite glass lens and reflector
- Wet location listed for use in showers
- Non-conductive, non-corrosive gasketed polymer trim ring
- Torsion spring retention

H270ICAT	13W DTT or 13W TTT
H270RICAT	
H271ICAT	18W DTT or 18W TTT
H271RICAT	
H272ICAT	26W TTT
H272RICAT	
H273ICAT1D	26W TTT or 32W TTT
H273RICAT1D	

DTT = Double Twin Tube, TTT = Triple Twin Tube

### Albalite Lens with Reflectors



Height: 6-5/8" [168mm]  
Outside Diameter: 8" [203mm]



**270PS**  
White Trim with Frosted Albalite Lens, Wet Location Listed

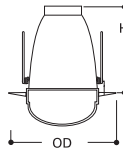
## 272

- Frosted Glass Dome and reflector
- Wet location listed for use in showers
- Non-conductive, non-corrosive gasketed polymer trim ring
- Torsion spring retention

H270ICAT	13W DTT or 13W TTT
H270RICAT	
H271ICAT	18W DTT or 18W TTT
H271RICAT	
H272ICAT	26W DTT or 26W TTT
H272RICAT	
H273ICAT1D	26W DTT or 26W TTT 32W TTT
H273RICAT1D	

DTT = Double Twin Tube, TTT = Triple Twin Tube

### Dome Lens with Reflector



Height: 5-1/2" [140mm]  
Outside Diameter: 7-3/4" [197mm]



**272PS**  
White Trim with Frosted Glass Dome, Wet Location Listed

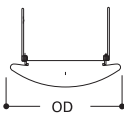
## 75

- All glass diffuser
- Torsion spring retention

H270ICAT	13W DTT or 13W TTT
H270RICAT	
H271ICAT	18W DTT or 18W TTT
H271RICAT	

DTT = Double Twin Tube, TTT = Triple Twin Tube

### Diffuser



Outside Diameter: 7-3/4" [197mm]



**75**  
All Glass Diffuser

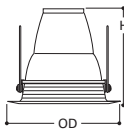
## 370W

- Trim features regressed albalite glass lens, and white
- Torsion spring retention

H270ICAT	13W DTT or 13W TTT
H270RICAT	
H271ICAT	18W DTT or 18W TTT
H271RICAT	
H272ICAT	26W TTT
H272RICAT	
H273ICAT1D	
H273RICAT1D	

DTT = Double Twin Tube, TTT = Triple Twin Tube

### Regressed Albalite Lens with Baffle



Height: 6" [152mm]  
Outside Diameter: 7-3/4" [197mm]



**370W**  
Regressed Albalite Lens with White Baffle

## 406

- Trim consists of baffle, upper reflector section and torsion springs

H2701CAT	13W DTT or 13W TTT
H2701CAT	
H2711CAT	18W DTT or 18W TTT
H2711CAT	
H2721CAT	26W DTT or 26W TTT
H2721CAT	
H2731CAT1D	26W DTT or 26W TTT 32W TTT
H2731CAT1D	

DTT = Double Twin Tube, TTT = Triple Twin Tube

### Baffle



#### 406WWB

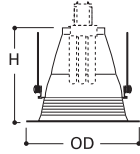
White Baffle with White Reflector and Torsion Springs

#### 406WB

White Baffle with Clear Specular Reflector and Torsion Springs

#### 406BA

Black Baffle with Clear Specular Reflector and Torsion Springs



Height: 6" [152mm]  
Outside Diameter: 7-3/4" [197mm]

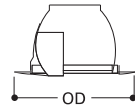
## 424

- Designed to spread light on cabinets or wall close to ceiling and provide downlighting on counters

H2701CAT	13W DTT or 13W TTT
H2701CAT	
H2711CAT	18W DTT or 18W TTT
H2711CAT	
H2721CAT	26W TTT
H2721CAT	
H2731CAT1D	
H2731CAT1D	

DTT = Double Twin Tube, TTT = Triple Twin Tube

### Wall Wash / Reflector Downlight



Outside Diameter: 7-1/4" [184mm]



#### 424P

White Trim with Specular Clear Reflector and Wall Wash Reflector

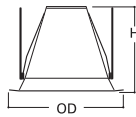
## ERT770

- Torsion springs pull trim tight against ceiling
- Self flanged reflector
- Gloss White trim ring

H2701CAT	13W DTT or 13W TTT
H2701CAT	
H2711CAT	18W DTT or 18W TTT
H2711CAT	
H2721CAT	26W DTT or 26W TTT
H2721CAT	
H2731CAT1D	26W DTT or 26W TTT, 32W TTT
H2731CAT1D	

DTT = Double Twin Tube, TTT = Triple Twin Tube

### Reflector



Height: 5-3/8" [136mm]  
Outside Diameter: 7-1/4" [184mm]



#### ERT770MTS

Gloss White Trim Ring,  
Matte Reflector

#### ERT770TS

Gloss White Trim Ring,  
Clear Specular Reflector

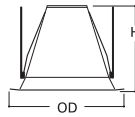
## ERT771

### Reflector

- Torsion springs pull trim tight against ceiling
- Self flanged reflector
- Gloss White trim ring

H270ICAT	13W DTT or 13W TTT
H270RICAT	
H271ICAT	18W DTT or 18W TTT
H271RICAT	
H272ICAT	26W DTT or 26W TTT
H272RICAT	
H273ICAT1D	26W DTT or 26W TTT, 32W TTT
H273RICAT1D	

DTT = Double Twin Tube, TTT = Triple Twin Tube



Height: 5-3/8" [136mm]  
Outside Diameter: 7-1/4" [184mm]



**ERT771TS**  
Gloss White Trim Ring and Reflector

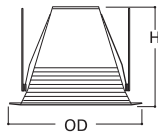
## ERT772

### Baffle with Reflector

- Self flanged trim with gloss white trim ring
- Trim consists of complete baffle and full reflector
- Torsion spring retention

H270ICAT	13W DTT or 13W TTT
H270RICAT	
H271ICAT	18W DTT or 18W TTT
H271RICAT	
H272ICAT	26W DTT or 26W TTT
H272RICAT	
H273ICAT1D	26W DTT or 26W TTT, 32W TTT
H273RICAT1D	

DTT = Double Twin Tube, TTT = Triple Twin Tube




Height: 5-3/8" [136mm]  
Outside Diameter: 7-3/4" [197mm]



**ERT772WHTTS**  
Gloss White Trim Ring with Gloss White Baffle and Reflector and Torsion Springs

**ERT772TS**  
Gloss White Trim Ring with Black Baffle and Reflector and Torsion Springs



## H274E, H276E

### 6" Aperture, New Construction, Non-IC Compact Fluorescent, 13W

The H274E series offers the reliability and versatility of the H7 family with the operating efficiencies of compact fluorescent operation. The H274E series of compact fluorescent housings offer high performance electronic ballasts. For use in non-insulated ceilings. If ceiling insulation is present, it must be kept 3 inches from all sides of housing.



## FEATURES

### HOUSING

- Single wall housing with white semi-gloss paint finish.

### PLASTER FRAME

- Galvanized steel die-formed construction.
- Housing adjusts in plaster frame to accommodate up to 1-3/4" ceiling thickness.
- Plaster frame features include:
  - Patented regressed locking screw positioned for securing hanger bars from below the ceiling.
  - Cutouts for easily crimping hanger bars in position.
  - HALO identity embossed on plaster frame.

### SLIDE-N-SIDE™ JUNCTION BOX

- Positioned to accommodate straight conduit runs
- Seven 1/2" trade size conduit knockouts with true pry-out slots
- Slide-N-Side™ connectors allow non metallic sheathed cable to be installed without tools and without removing knockouts.
- Accepts a wide range of non-metallic (type NM) sheathed cables - the standard cable types used in lighting in both U.S. and Canada.
  - Allows wiring connections to be made outside the junction box
  - Simply insert the cable directly into the trap after connections are made.
  - Accommodates the following standard non-metallic sheathed cable sizes:
    - (US) #14/2, #14/3, #12/2, #12/3
    - (Canada) #14/2, #14/3, #12/2

### Got NAIL!™ Pass-N-Thru™ BAR HANGERS

- Pre-installed nail easily installs in regular lumber, engineered lumber and laminated beams.
- Safety and guidance system prevents snagging, ensures smooth straight nail penetration and allows bar hangers to be easily removed if necessary.
- Automatic levelling flange aligns the housing and lets you hold the housing in place with one hand while driving nails.
- Housing can be positioned at any point within 24" joist span.
- Pass-N-Thru™ feature allows bar hangers to be shortened without removing from plaster frame.
- Score lines allow "tool-less" shortening for 12" joists.
- Bar hangers may be repositioned 90°.
- Integral T-bar clip snaps onto T-bars - no additional clips required.

### SOCKET

G24q-1/GX24q-1 socket for one 13W 4-pin compact fluorescent lamp (lamp by others).

### LAMP

Compact Fluorescent lamp (by others). Generic Lamp Designations:

DTT-Double Twin Tube (Quad) (CFQ):

- CFQ13W/G24q - 2700K, 3000K, 3500K, 4100K

TTT-Triple Twin Tube (CFTR):

- CFTR13W/GX24q - 2700K, 3000K, 3500K, 4100K

### ELECTRONIC BALLAST

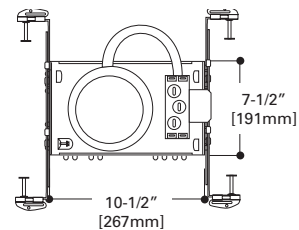
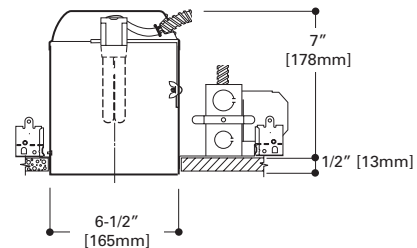
- H274E - Electronic universal voltage 120V-277V HPF ballast
- H276E - Electronic 347V HPF ballast
- High ballast factor provides full light output while high power factor and low THD provide efficient electronic operation.
- End of life protection, sound rating A, and meets FCC EMI/RFI limits.

### LABELS

- UL/cUL Listed 1598 Luminaire
- UL/cUL Listed for Damp Location
- UL/cUL Listed for Wet Location, covered ceiling
- UL/cUL Listed for Feed Through

### COMPLIANCE

- ENERGY STAR® Qualified (H274E)



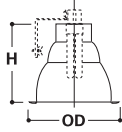
## 405

### Specular Reflector

- Full reflector
- Accessories available: TRM6 designer trim rings, OT403 oversize trim ring
- Can lip friction clip retention

H274E	13W TTT or 13W DTT
H276E	

DTT = Double Twin Tube, TTT = Triple Twin Tube



Height: 6" [152mm]  
Outside Diameter: 7-1/4" [184mm]



**405SC**  
White Trim with Clear Specular Reflector

**405H**  
White Trim with Haze Reflector

**405RG**  
White Trim with Residential Gold Reflector



**405CG**  
White Trim with Champagne Gold Reflector

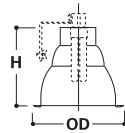
## 4051

### Self Flanged White Reflector

- Full reflector
- Can lip friction clip retention
- Accessories available: TRM6 designer trim rings, OT403 oversize trim ring

H274E	13W TTT or 13W DTT
H276E	

DTT = Double Twin Tube, TTT = Triple Twin Tube



Height: 6" [152mm]  
Outside Diameter: 7-1/4" [184mm]



**4051P**  
White Self Flanged Reflector

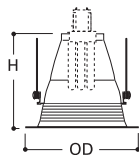
## 406

### Baffle

- Trim consists of baffle, upper reflector section and torsion springs

H274E	13W TTT or 13W DTT
H276E	

DTT = Double Twin Tube, TTT = Triple Twin Tube



Height: 6" [152mm]  
Outside Diameter: 7-3/4" [197mm]



**406WWB**  
White Baffle with White Reflector and Torsion Springs

**406WB**  
White Baffle with Clear Specular Reflector and Torsion Springs

**406BA**  
Black Baffle with Clear Specular Reflector and Torsion Springs

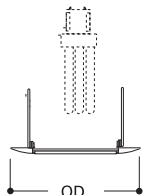
## 70

### Albalite Lens

- White Trim, Frosted Glass Albalite Lens
- PS version is wet location listed for use in showers
- Non-conductive, non-corrosive polymer trim ring
- Torsion spring retention

H274E	13W TTT or 13W DTT
H276E	

DTT = Double Twin Tube, TTT = Triple Twin Tube



Outside Diameter: 8" [203mm]



**70P**  
White Trim with Frosted Albalite Lens

**70PS**  
White Trim with Frosted Albalite Lens, Wet Location

*Submerlight*

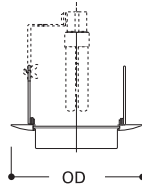
71

Drop Opal Lens

- White Trim, Drop Opal Lens
- PS version is wet location listed for use in showers
- Non-conductive, non-corrosive polymer trim ring
- Torsion spring retention

H274E	13W TTT or 13W DTT
H276E	

DTT = Double Twin Tube, TTT = Triple Twin Tube



Outside Diameter: 8" [203mm]



**71P**  
White Trim with Drop Opal Lens

**71PS**  
White Trim with Drop Opal Lens,  
Wet Location

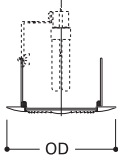
73

Fresnel Lens

- White Trim with glass Fresnel Lens
- Wet location listed for use in showers
- Non-conductive, non-corrosive gasketed polymer trim ring
- Torsion spring retention

H274E	13W TTT or 13W DTT
H276E	

DTT = Double Twin Tube, TTT = Triple Twin Tube



Outside Diameter: 8" [203mm]



**73P**  
White Trim with Fresnel Lens

**73PS**  
White Trim with Fresnel Lens,  
Wet Location Listed

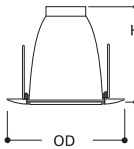
270

Albalite Lens with Reflector

- White Trim with frosted Albalite glass lens and reflector
- Wet location listed for use in showers
- Non-conductive, non-corrosive gasketed polymer trim ring
- Torsion spring retention

H274E	13W TTT or 13W DTT
H276E	

DTT = Double Twin Tube, TTT = Triple Twin Tube



Height: 6-1/2" [165mm]  
Outside Diameter: 8" [203mm]



**270PS**  
White Trim with Frosted Albalite  
Lens, Wet Location Listed

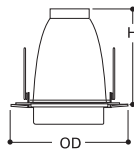
271

Drop Opal Lens with Reflector

- White Trim with Drop Opal glass lens and reflector
- Wet location listed for use in showers
- Non-conductive, non-corrosive gasketed polymer trim ring
- Torsion spring retention

H274E	13W TTT or 13W DTT
H276E	

DTT = Double Twin Tube, TTT = Triple Twin Tube



Height: 6-1/2" [165mm]  
Outside Diameter: 8" [203mm]



**271PS**  
White Trim with Drop Opal Lens,  
Wet Location Listed

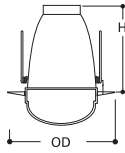
Dome Lens with Reflector



- Frosted Glass Dome and reflector
- Wet location listed for use in showers
- Non-conductive, non-corrosive gasketed polymer trim ring
- Torsion spring retention

H274E	13W DTT or 13W TTT
H276E	

DTT = Double Twin Tube, TTT = Triple Twin Tube



Height: 5-1/2" [140mm]  
 Outside Diameter: 7-3/4" [197mm]



**272PS**  
 White Trim with Frosted Glass Dome, Wet Location Listed



# H280EICAT, H285EICAT H280ELICAT, H285ELICAT

6" Aperture, New Construction, ICAT  
Compact Fluorescent, H280EICAT/H280ELICAT (18W), H285EICAT/H285ELICAT (26W)

The H280EICAT and H285EICAT housings are designed for insulated ceilings and can be in direct contact with ceiling insulation. The AIR-TITE housing design prevents airflow between attic and living areas and saves on both heating and air conditioning costs. The H280 family of compact fluorescent housings also offers a choice of trim types including reflector, lensed and wall wash trims.



Housing	Wattage	Voltage	CFL Lamp Type (lamp by others)	Generic Lamp Designation	Socket	Ballast	Lamp	Qualification
H280EICAT	18W	120V-277V	TTT (Triple Tube) DTT (Quad Tube)	CFTR18W/GX24q CFQ18W/G24q	G24q-2/GX24q-2 (4-pin)	Electronic	Not included	
H285EICAT	26W	120V-277V	TTT (Triple Tube) DTT (Quad Tube)	CFTR26W/GX24q CFQ26W/G24q	G24q-3/GX24q-3 (4-pin)	Electronic	Not included	
H280ELICAT	18W	120V-277V	TTT (Triple Tube) DTT (Quad Tube)	CFTR18W/GX24q CFQ18W/G24q	G24q-2/GX24q-2 (4-pin)	Electronic	Included	
H285ELICAT	26W	120V-277V	TTT (Triple Tube) DTT (Quad Tube)	CFTR26W/GX24q CFQ26W/G24q	G24q-3/GX24q-3 (4-pin)	Electronic	Included	

## FEATURES

### HOUSING

Double wall aluminum construction.

### PLASTER FRAME

Housing adjusts in plaster frame to accommodate up to 1-3/8" ceiling thickness. Galvanized steel construction. Plaster frame features include:

- Regressed locking screw for securing hanger bars.
- Cutouts for easily crimping hanger bars in position.
- HALO name embossed on plaster frame. The housing may be removed from plaster frame to provide access to the junction box.
- Pre-installed AIR-TITE gasket.

### SLIDE-N-SIDE™ JUNCTION BOX

- Seven 1/2" trade size conduit knockouts with true pry-out slots are positioned to accommodate straight conduit runs.
- Slide-N-Side™ wire traps allow non-metallic sheathed cable to be installed without tools and without removing knockouts. Accepts a wide range of non-metallic sheathed cable.
  - Allows wiring connections to be made outside the junction box.
  - Simply insert the cable directly into the trap after connections are made.
  - Accommodates the following standard non-metallic sheathed cable sizes: (US) #14/2, #14/3, #12/2, #12/3 (Canada) #14/2, #14/3, #12/2

### Got NAIL!™ Pass-N-Thru™ BAR HANGERS

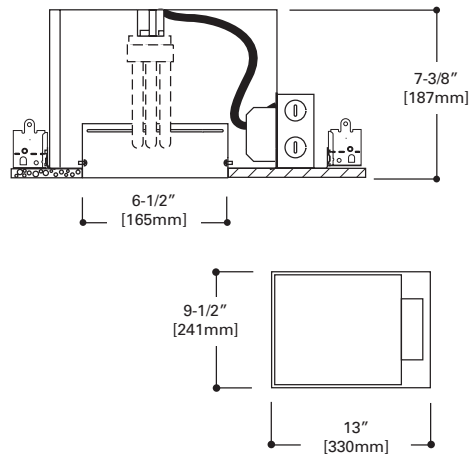
- Pre-installed nail easily installs in regular lumber, engineered lumber and laminated beams.
- Safety and guidance system prevents snagging, ensures smooth straight nail penetration and allows bar hangers to be easily removed if necessary.
- Automatic levelling flange aligns the housing and lets you hold the housing in place with one hand while driving nails.
- Housing can be positioned at any point within 24" joist span.
- Pass-N-Thru™ feature allows bar hangers to be shortened without removing from plaster frame.
- Score lines allow "tool-less" shortening.
- Bar hangers may be repositioned 90°.
- Integral T-bar clip snaps onto T-bars - no additional clips required.

### ELECTRONIC BALLAST

- Electronic universal voltage 120V-277V HPF ballast.
- High ballast factor provides full light output while high power factor and low THD provide efficient electronic operation.
- End of life protection, sound rating A, and meets FCC EMI/RFI limits.

### LABELS

- UL/cUL Listed 1598 Luminaire
- UL/cUL Damp Location Listed
- UL/cUL Listed for Wet Location, covered ceiling
- UL/cUL Listed for Feed Through
- Certified Under ASTM-E283 for air tight construction






# H280E, H280EL, H280EEM H283E, H283EL

## 6" Aperture, New Construction, Non-IC Compact Fluorescent

The H280E series of compact fluorescent housings offer high performance electronic ballasts. The series offers the reliability and versatility of the H7 family with the operating efficiencies of higher wattage compact fluorescent operation. For use in non-insulated ceilings. If ceiling insulation is present, it must be kept 3 inches from all sides of housing. Fixtures with an "L" suffix are shipped with one compact fluorescent lamp included.



Housing	Wattage	Voltage	CFL Lamp Type (by others)	Generic Lamp Designation	Socket	Ballast	Lamp	Qualification
H280E	18W	120V-277V	TTT (Triple Tube) DTT (Quad Tube)	CFTR18W/GX24q CFQ18W/G24q	G24q-2/GX24q-2 (4-pin)	Electronic	Not included	
H280EL	18W	120V-277V	TTT (Triple Tube) DTT (Quad Tube)	CFTR18W/GX24q CFQ18W/G24q	G24q-2/GX24q-2 (4-pin)	Electronic	Included	
H280EEM	18W	120V/277V Dual Voltage EM	TTT (Triple Tube) DTT (Quad Tube)	CFTR18W/GX24q CFQ18W/G24q	G24q-2/GX24q-2 (4-pin)	Electronic	Not included	
H283E	18W	347V	TTT (Triple Tube) DTT (Quad Tube)	CFTR18W/GX24q CFQ18W/G24q	G24q-2/GX24q-2 (4-pin)	Electronic	Not Included	
H283EL	18W	347V	TTT (Triple Tube) DTT (Quad Tube)	CFTR18W/GX24q CFQ18W/G24q	G24q-2/GX24q-2 (4-pin)	Electronic	Included	

## FEATURES

### HOUSING

Formed of CRS with white powder coat finish.

### PLASTER FRAME

Housing adjusts in plaster frame to accommodate up to 1-3/4" ceiling thickness. Galvanized steel construction. Plaster frame features include:

- Regressed locking screw for securing hanger bars.
- Cutouts for easily crimping hanger bars in position.
- HALO name embossed on plaster frame. The housing may be removed from plaster frame to provide access to the junction box.
- Pre-installed AIR-TITE gasket.

### SLIDE-N-SIDE™ JUNCTION BOX

- Seven 1/2" trade size conduit knockouts with true pry-out slots are positioned to accommodate straight conduit runs.
- Slide-N-Side™ wire traps allow non-metallic sheathed cable to be installed without tools and without removing knockouts. Accepts a wide range of non-metallic sheathed cable.
  - Allows wiring connections to be made outside the junction box.
  - Simply insert the cable directly into the trap after connections are made.
  - Accommodates the following standard non-metallic sheathed cable sizes: (US) #14/2, #14/3, #12/2, #12/3 (Canada) #14/2, #14/3, #12/2

### Got NAIL!™ Pass-N-Thru™ BAR HANGERS

- Pre-installed nail easily installs in regular lumber, engineered lumber and laminated beams.
- Safety and guidance system prevents snagging, ensures smooth straight nail penetration and allows bar hangers to be easily removed if necessary.
- Automatic levelling flange aligns the housing and lets you hold the housing in place with one hand while driving nails.
- Housing can be positioned at any point within 24" joist span.
- Pass-N-Thru™ feature allows bar hangers to be shortened without removing from plaster frame.
- Score lines allow "tool-less" shortening for 12" joists.
- Bar hangers may be repositioned 90°.
- Integral T-bar clip snaps onto T-bars - no additional clips required.

### EM MODEL H280EEM (Emergency)

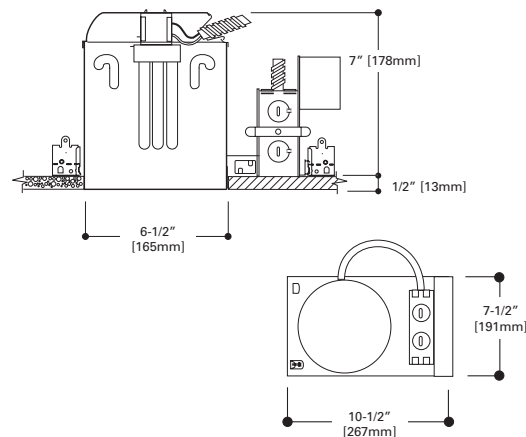
Integral battery backup ballast for emergency lighting upon failure of normal power. Dual voltage only, 120V/277V.


### ELECTRONIC BALLAST (Normal Power)

- H280E, H280EL - Electronic universal voltage 120V-277V HPF ballast.
- H283E, H283EL - Electronic 347V HPF ballast.
- H280EEM - Electronic universal voltage 120V-277V ballast with emergency 120V/277V dual voltage ballast.
- High ballast factor provides full light output while high power factor and low THD provide efficient electronic operation.
- End of life protection, sound rating A, and meets FCC EMI/RFI limits.

### LABELS

- UL/cUL Listed 1598 Luminaire
- UL/cUL Damp Location Listed
- UL/cUL Listed for Wet Location, covered ceiling
- UL/cUL Listed for Feed Through





# H285E, H285EL, H285EEM, H285EEML H287E, H287EL

## 6" Aperture, New Construction, Non-IC Compact Fluorescent

The H280E series of compact fluorescent housings offer high-performance electronic ballasts. The series offers the reliability and versatility of the H7 family with the operating efficiencies of higher wattage compact fluorescent operation. For use in non-insulated ceilings. If ceiling insulation is present, it must be kept 3 inches from sides of housing. Fixtures with an "L" suffix are shipped with one compact fluorescent lamp included.



Housing	Wattage	Voltage (lamp by others)	CFL Lamp Type Designation	Generic Lamp	Socket	Ballast	Lamp	Qualification
H285E	26W	120V-277V	TTT (Triple Tube) DTT (Quad Tube)	CFTR26W/GX24q CFQ26W/G24q	G24q-3/GX24q-3 (4-pin)	Electronic	Not Included	
H285EL	26W	120V-277V	TTT (Triple Tube) DTT (Quad Tube)	CFTR26W/GX24q CFQ26W/G24q	G24q-3/GX24q-3 (4-pin)	Electronic	Included	
H285EEM	26W	120V/277V Dual Voltage EM	TTT (Triple Tube) DTT (Quad Tube)	CFTR26W/GX24q CFQ26W/G24q	G24q-3/GX24q-3 (4-pin)	Electronic	Not Included	
H285EEML	26W	120V/277V Dual Voltage EM	TTT (Triple Tube) DTT (Quad Tube)	CFTR26W/GX24q CFQ26W/G24q	G24q-3/GX24q-3 (4-pin)	Electronic	Included	
H287E	26W	347V	TTT (Triple Tube) DTT (Quad Tube)	CFTR26W/GX24q CFQ26W/G24q	G24q-3/GX24q-3 (4-pin)	Electronic	Not Included	
H287EL	26W	347V	TTT (Triple Tube) DTT (Quad Tube)	CFTR26W/GX24q CFQ26W/G24q	G24q-3/GX24q-3 (4-pin)	Electronic	Included	

### FEATURES

#### HOUSING

Formed of CRS with white powder coat finish.

#### PLASTER FRAME

Housing adjusts in plaster frame to accommodate up to 1-3/4" ceiling thickness. Galvanized steel construction. Plaster frame features include:

- Regressed locking screw for securing hanger bars.
- Cutouts for easily crimping hanger bars in position.
- HALO name embossed on plaster frame. The housing may be removed from plaster frame to provide access to the junction box.
- Pre-installed AIR-TITE gasket.

#### SLIDE-N-SIDE™ JUNCTION BOX

- Seven 1/2" trade size conduit knockouts with true pry-out slots are positioned to accommodate straight conduit runs.
- Slide-N-Side™ wire traps allow non-metallic sheathed cable to be installed without tools and without removing knockouts. Accepts a wide range of non-metallic sheathed cable.
  - Allows wiring connections to be made outside the junction box.
  - Simply insert the cable directly into the trap after connections are made.
  - Accommodates the following standard non-metallic sheathed cable sizes: (US) #14/2, #14/3, #12/2, #12/3 (Canada) #14/2, #14/3, #12/2

#### Got NAIL!™ Pass-N-Thru™ BAR HANGERS

- Pre-installed nail easily installs in regular lumber, engineered lumber and laminated beams.
- Safety and guidance system prevents snagging, ensures smooth straight nail penetration and allows bar hangers to be easily removed if necessary.
- Automatic levelling flange aligns the housing and lets you hold the housing in place with one hand while driving nails.
- Housing can be positioned at any point within 24" joist span.

- Pass-N-Thru™ feature allows bar hangers to be shortened without removing from plaster frame.
- Score lines allow "tool-less" shortening for 12" joists.
- Bar hangers may be repositioned 90°.
- Integral T-bar clip snaps onto T-bars - no additional clips required.

#### EM MODEL H285EEM, H285EEML (Emergency)

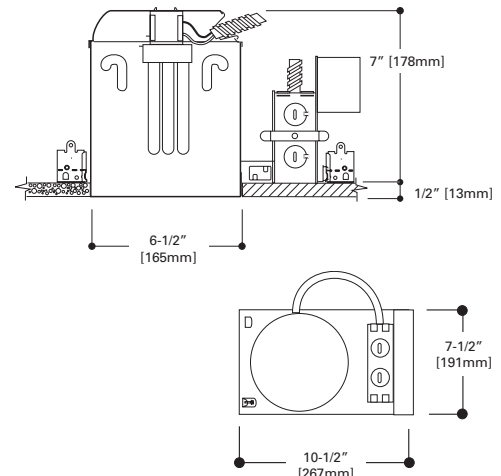
Integral battery backup ballast for emergency lighting upon failure of normal power. Dual voltage only, 120V/277V.

#### ELECTRONIC BALLAST (Normal Power)

- H285E, H285EL - Electronic universal voltage 120V-277V HPF ballast.
- H287E, H287EL - Electronic 347V HPF ballast.
- H285EEM, H285EEML - Electronic universal voltage 120V-277V ballast with emergency 120V/277V dual voltage ballast.
- High ballast factor provides full light output while high power factor and low THD provide efficient electronic operation.
- End of life protection, sound rating A, and meets FCC EMI/RFI limits.

#### LABELS

- UL/cUL Listed 1598 Luminaire
- UL/cUL Damp Location Listed
- UL/cUL Listed for Wet Location, covered ceiling
- UL/cUL Listed for Feed Through



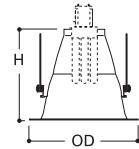
# 406

- Full reflector
- Accessories available: TRM6 designer trim rings, OT403 oversize trim ring
- Can lip friction clip retention

H280E/H280EL/H280EEM	18W TTT/ 18W DTT
H283E/H283EL	
H280EICAT/H280ELICAT	
H285E/H285EL/H285EEM/H285EEML	26W TTT/ 26W DTT
H287E/H287EL	
H285EICAT/ H285ELICAT	

DTT = Double Twin Tube, TTT = Triple Twin Tube

## Specular Reflector



Height: 6-9/16" [167mm]  
Outside Diameter: 7-1/4" [184mm]



**406SC**  
White Trim with Clear Specular Reflector

**406RG**  
White Trim with Gold Reflector

# 406

- Trim consists of baffle, reflector and torsion springs

H280E/H280EL/H280EEM	18W TTT/ 18W DTT
H283E/H283EL	
H280EICAT/H280ELICAT	
H285E/H285EL/H285EEM/H285EEML	26W TTT/ 26W DTT
H287E/H287EL	
H285EICAT/ H285ELICAT	

DTT = Double Twin Tube, TTT = Triple Twin Tube

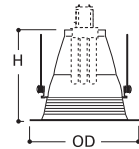
## Baffle



**406WWB**  
White Baffle with White Reflector and Torsion Springs

**406WB**  
White Baffle with Clear Specular Reflector and Torsion Springs

**406BA**  
Black Baffle with Clear Specular Reflector and Torsion Springs



Height: 6" [152mm]  
Outside Diameter: 7-3/4" [197mm]

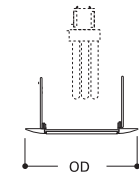
# 70

- White Trim, Frosted Glass Albalite Lens
- PS version is wet location listed and for use in showers
- Non-conductive, non-corrosive polymer trim ring
- Torsion spring retention

H280E/H280EL/H280EEM	18W TTT/ 18W DTT
H283E/H283EL	
H280EICAT/H280ELICAT	
H285E/H285EL/H285EEM/H285EEML	26W TTT/ 26W DTT
H287E/H287EL	
H285EICAT/ H285ELICAT	

DTT = Double Twin Tube, TTT = Triple Twin Tube

## Albalite Lens



Outside Diameter: 8" [203mm]



**70P**  
White Trim with Frosted Albalite Lens

**70PS**  
White Trim with Frosted Albalite Lens, Wet Location

*Showerlight*

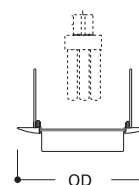
# 71

- White Trim, glass Drop Opal Lens
- PS version is wet location listed and AIR-TITE for use in showers
- Non-conductive, non-corrosive polymer trim ring
- Torsion spring retention

H280E/H280EL/H280EEM	18W TTT/ 18W DTT
H283E/H283EL	
H280EICAT/H280ELICAT	
H285E/H285EL/H285EEM/H285EEML	26W TTT/ 26W DTT
H287E/H287EL	
H285EICAT/ H285ELICAT	

DTT = Double Twin Tube, TTT = Triple Twin Tube

## Drop Opal Lens



Outside Diameter: 8" [203mm]



**71P**  
White Trim with Drop Opal Lens

**71PS**  
White Trim with Drop Opal Lens, Wet Location and AIR-TITE listed

*Showerlight*  
*air-tite trim*

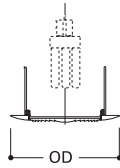
73

Fresnel Lens

- White Trim with glass Fresnel Lens
- PS version is wet location listed for use in showers
- Non-conductive, non-corrosive polymer trim ring
- Torsion spring retention

H280E/H280EL/H280EEM	18W TTT/ 18W DTT
H283E/H283EL	
H280EICAT/H280ELICAT	
H285E/H285EL/H285EEM/H285EEML	26W TTT/ 26W DTT
H287E/H287EL	
H285EICAT/ H285ELICAT	

DTT = Double Twin Tube, TTT = Triple Twin Tube



Outside Diameter: 8" [203mm]



73P  
White Trim with Fresnel Lens

73PS  
White Trim with Fresnel Lens,  
Wet Location

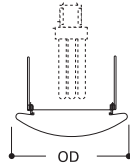
75

Diffuser

- All glass diffuser
- Provides some illumination on the ceiling plane
- Torsion spring retention

H280E/H280EL/H280EEM	18W TTT/ 18W DTT
H283E/H283EL	
H280EICAT/H280ELICAT	
H285E/H285EL/H285EEM/H285EEML	26W TTT/ 26W DTT
H287E/H287EL	
H285EICAT/ H285ELICAT	

DTT = Double Twin Tube, TTT = Triple Twin Tube



Outside Diameter: 7-3/4" [197mm]



75  
All Glass Diffuser

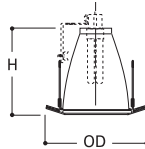
270

Albalite Lens with Reflector

- White Trim with frosted glass lens and reflector
- Wet location listed for use in showers
- Non-conductive, non-corrosive gasketed polymer trim
- Torsion spring retention

H280E/H280EL/H280EEM	18W TTT/ 18W DTT
H283E/H283EL	
H280EICAT/H280ELICAT	
H285E/H285EL/H285EEM/ H285EEML	26W TTT/ 26W DTT
H287E/H287EL	
H285EICAT/ H285ELICAT	

DTT = Double Twin Tube, TTT = Triple Twin Tube



Height: 6-5/8" [168mm]  
Outside Diameter: 8" [203mm]



270PS  
White Trim with Frosted Albalite  
Lens, Wet Location Listed

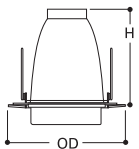
271

Drop Opal Lens with Reflector

- White Trim with Drop Opal glass lens and reflector
- Wet location listed for use in showers
- Non-conductive, non-corrosive gasketed polymer trim ring
- Torsion spring retention

H280E/H280EL/H280EEM	18W TTT/ 18W DTT
H283E/H283EL	
H280EICAT/H280ELICAT	
H285E/H285EL/H285EEM/ H285EEML	26W TTT/ 26W DTT
H287E/H287EL	
H285EICAT/ H285ELICAT	

DTT = Double Twin Tube, TTT = Triple Twin Tube



Height: 6-1/2" [165mm]  
Outside Diameter: 8" [203mm]



271PS  
White Trim with Drop Opal Lens,  
Wet Location Listed



# 272

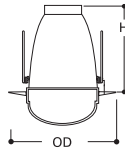
## Dome Lens with Reflector



- Frosted Glass Dome and reflector
- Wet location listed for use in showers with non-conductive, non-corrosive gasketed polymer trim
- Torsion spring retention

H280E/H280EL/H280EEM	18W TTT/ 18W DTT
H283E/H283EL	
H280EICAT/H280ELICAT	
H285E/H285EL/H285EEM/H285EEML	26W TTT/ 26W DTT
H287E/H287EL	
H285EICAT/ H285ELICAT	

DTT = Double Twin Tube, TTT = Triple Twin Tube



Height: 5-1/2" [140mm]  
Outside Diameter: 7-3/4" [197mm]



**272PS**  
White Trim with Frosted Glass Dome, Wet Location Listed

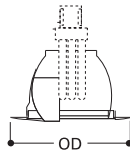
# 424

## Wall Wash / Reflector Downlight

- Designed to spread light on cabinets or wall close to ceiling and provide downlighting on counters

H280E/H280EL/H280EEM	18W TTT/ 18W DTT
H283E/H283EL	
H280EICAT/H280ELICAT	
H285E/H285EL/H285EEM/H285EEML	26W TTT/ 26W DTT
H287E/H287EL	
H285EICAT/ H285ELICAT	

DTT = Double Twin Tube, TTT = Triple Twin Tube



Outside Diameter: 7-1/4" [184mm]



**424P**  
White Trim

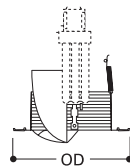
# 425

## Wall Wash with Coilex® Baffle and Reflector Scoop

- Coil spring retention

H280E/H280EL/H280EEM	18W TTT/ 18W DTT
H283E/H283EL	
H280EICAT/H280ELICAT	
H285E/H285EL/H285EEM/H285EEML	26W TTT/ 26W DTT
H287E/H287EL	
H285EICAT/ H285ELICAT	

DTT = Double Twin Tube, TTT = Triple Twin Tube



Outside Diameter: 7-1/4" [184mm]



**425W**  
White Trim with White Baffle

**425P**  
White Trim with Black Baffle



# H471CT

6" Aperture, New Construction, IC, Slope Ceiling  
120V Line Voltage

Designed for sloped ceiling installations for ceilings from 2/12 to 6/12 pitch. The socket aiming mechanism allows the lamp to be aimed straight down in accordance with ceiling pitch (2/12 to 6/12). Designed for use in insulated ceilings .



## FEATURES

### HOUSING

Aluminum single wall housing construction.

### PLASTER FRAME

Housing adjusts in plaster frame to accommodate up to 1" ceiling thickness. Galvanized steel construction. Plaster frame features include:

- Regressed locking screw for securing hanger bars.
- Cutouts for easily crimping hanger bars in position.
- HALO name embossed on plaster frame. The housing may be removed from plaster frame to provide access to the junction box.
- Pre-installed AIR-TITE gasket.

### SLIDE-N-SIDE™ JUNCTION BOX

- Positioned to accommodate straight conduit runs
- Seven 1/2" trade size conduit knockouts with true pry-out slots
- Slide-N-Side™ wire traps allow non-metallic sheathed cable to be installed without tools and without removing knockouts.
- Accepts a wide range of non-metallic (type NM) sheathed cables - the standard cable types used in lighting in both U.S. and Canada.
  - Allows wiring connections to be made outside the junction box
  - Simply insert the cable directly into the trap after connections are made.
  - Accommodates the following standard non-metallic sheathed cable sizes:
    - (US) #14/2, #14/3, #12/2, #12/3
    - (Canada) #14/2, #14/3, #12/2

### "QUICK CONNECT" CONNECTORS

Three quick connect wiring connectors included.

### Got NAIL!™ Pass-N-Thru™ BAR HANGERS

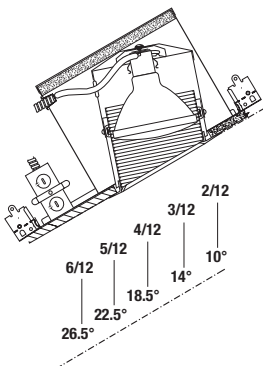
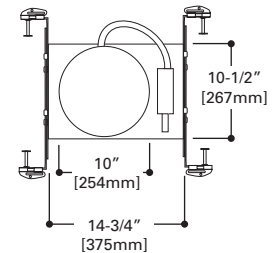
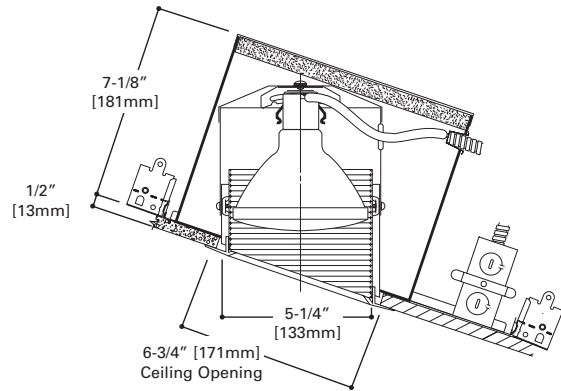
- Pre-installed nail easily installs in regular lumber, engineered lumber and laminated beams.
- Safety and guidance system prevents snagging, ensures smooth straight nail penetration and allows bar hangers to be easily removed if necessary.
- Automatic levelling flange aligns the housing and lets you hold the housing in place with one hand while driving nails.
- Housing can be positioned at any point within 24" joist span.
- Pass-N-Thru™ feature allows bar hangers to be shortened without removing from plaster frame.
- Score lines allow "tool-less" shortening.
- Integral T-bar clip snaps onto T-bars - no additional clips required.

### SOCKET

- Porcelain socket with nickel plated brass screw shell, snaps into socket plate (or into socket supporting trim for consistent lamp positioning.)
- Exclusive socket aiming mechanism swivels and rotates to properly align lamp. Slope indicator provides quick and consistent lamp settings (factory set for 3/12 slope). Shipping insert protects socket from overspray.

### LABELS

- UL/cUL Listed 1598 Luminaire
- UL/cUL Damp Location Listed
- UL/cUL Listed for Wet Location, covered ceiling
- UL/cUL Listed for Feed Through



# H47ICAT

## 6" Aperture, New Construction, ICAT, Slope Ceiling 120V Line Voltage

Designed for sloped ceiling installations for ceilings from 2/12 to 6/12 pitch. The socket aiming mechanism allows the lamp to be aimed straight down in accordance with ceiling pitch (2/12 to 6/12). Designed for use in insulated ceilings. H47ICAT is sealed and gasketed to limit airflow between plenum and heated or air conditioned areas.



### FEATURES

#### HOUSING

Aluminum double wall housing construction.

#### PLASTER FRAME

Housing adjusts in plaster frame to accommodate up to 1" ceiling thickness.

Galvanized steel construction. Plaster frame features include:

- Regressed locking screw for securing hanger bars.
- Cutouts for easily crimping hanger bars in position.
- HALO name embossed on plaster frame. The housing may be removed from plaster frame to provide access to the junction box.
- Pre-installed AIR-TITE gasket.

#### SLIDE-N-SIDE™ JUNCTION BOX

- Positioned to accommodate straight conduit runs
- Seven 1/2" trade size conduit knockouts with true pry-out slots
- Slide-N-Side™ wire traps allow non-metallic sheathed cable to be installed without tools and without removing knockouts.
- Accepts a wide range of non-metallic (type NM) sheathed cables - the standard cable types used in lighting in both U.S. and Canada.
  - Allows wiring connections to be made outside the junction box
  - Simply insert the cable directly into the trap after connections are made.
  - Accommodates the following standard non-metallic sheathed cable sizes:
    - (US) #14/2, #14/3, #12/2, #12/3
    - (Canada) #14/2, #14/3, #12/2

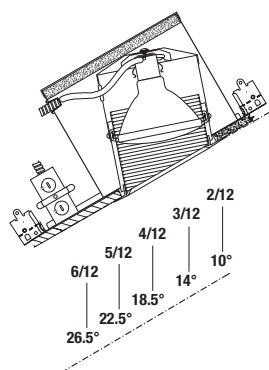
#### "QUICK CONNECT" CONNECTORS

Three quick connect wiring connectors included.

#### Got NAIL!™ Pass-N-Thru™ BAR HANGERS

- Pre-installed nail easily installs in regular lumber, engineered lumber and laminated beams.
- Safety and guidance system prevents snagging, ensures smooth straight nail penetration and allows bar hangers to be easily removed if necessary.
- Automatic levelling flange aligns the housing and lets you hold the housing in place with one hand while driving nails.
- Housing can be positioned at any point within 24" joist span.
- Pass-N-Thru™ feature allows bar hangers to be shortened without removing from plaster frame.
- Score lines allow "tool-less" shortening.
- Integral T-bar clip snaps onto T-bars - no additional clips required.

#### PITCH TO DEGREE CONVERSION



#### SOCKET

- Porcelain socket with nickel plated brass screw shell, snaps into socket plate (or into socket supporting trim for consistent lamp positioning.)
- Exclusive socket aiming mechanism swivels and rotates to properly align lamp. Slope indicator provides quick and consistent lamp settings (factory set for 3/12 slope). Shipping insert protects socket from overspray.

#### LABELS

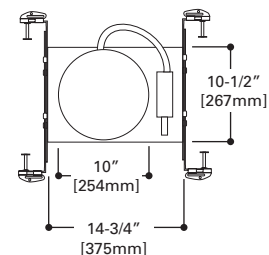
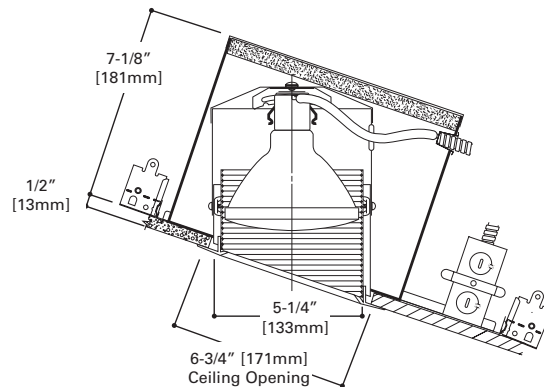
- UL/cUL Listed 1598 Luminaire
- UL/cUL Damp Location Listed
- UL/cUL Listed for Wet Location, covered ceiling
- UL/cUL Listed for Feed Through


#### QUALIFICATION

##### IC and AIR-TITE™

Certified under ASTM-E283 and listed UL/cUL 1598. May be used to meet insulated ceiling and restricted air-flow requirements such as:

- Washington State Energy Code
- International Energy Conservation Code (IECC)
- New York State Energy Conservation Construction Code (NY-ECCC)
- State of California Title 24 "Recessed Luminaires in Insulated Ceilings."





# H47T

**6" Aperture, New Construction, Non-IC, Slope Ceiling  
120V Line Voltage**

Designed for sloped ceiling installations for ceilings from 2/12 to 6/12 pitch. The socket aiming mechanism allows the lamp to be aimed straight down in accordance with of ceiling pitch (2/12 to 6/12). For use in non-insulated ceilings. If ceiling insulation is present, it must be kept 3 inches from all sides of housing.



## FEATURES

### HOUSING

Telescoping housing for ceiling construction down to 2"x 8". With deeper ceilings the housing provides sharper cutoff.

### JUNCTION BOX

- Seven 1/2" trade size conduit knockouts with true pry-out slots are positioned to accommodate straight conduit runs.
- Four NM cable pryouts included.

### "QUICK CONNECT" CONNECTORS

Three quick connect wiring connectors included.

### Got NAIL!™ Pass-N-Thru™ BAR HANGERS

- Pre-installed nail easily installs in regular lumber, engineered lumber and laminated beams.
- Safety and guidance system prevents snagging, ensures smooth straight nail penetration and allows bar hangers to be easily removed if necessary.
- Automatic levelling flange aligns the housing and lets you hold the housing in place with one hand while driving nails.
- Housing can be positioned at any point within 24" joist span.
- Pass-N-Thru™ feature allows bar hangers to be shortened without removing from plaster frame.
- Score lines allow "tool-less" shortening.
- Integral T-bar clip snaps onto T-bars - no additional clips required.

### SOCKET

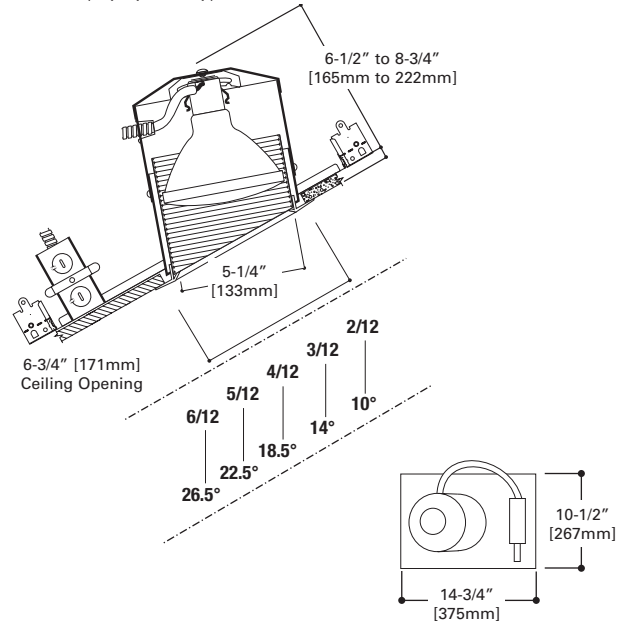
- Porcelain socket with nickel plated brass screw shell.
- Exclusive socket aiming mechanism swivels and rotates to properly align lamp.
- Slope indicator provides quick and consistent lamp settings (factory set for 3/12 slope). Shipping insert protects socket from overspray.

### INTEGRAL THERMAL PROTECTOR

Thermal protector guards against misuse of insulation materials.

### LABELS

- UL/cUL Listed 1598 Luminaire
- UL/cUL Listed for Damp Location
- UL/cUL Listed for Wet Location, covered ceiling
- UL/cUL Listed for Feed Through
- IP Rated (Improper Lamp)

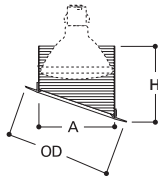


## 498


### Baffle

- One piece seamless baffle
- Baffle ridges are parallel to floor plane

H47ICT	90W PAR38
H47ICAT	
H47T	



Height: 5-1/2" [140mm]  
Aperture: 5-1/4" [133mm]  
OD: 7-7/8" [200mm]



**498W**  
White Trim with White Baffle

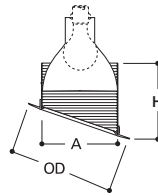
**498P**  
White Trim with Black Baffle

## 496

### Baffle

- One piece seamless baffle
- Baffle ridges are parallel to floor plane
- Clear specular reflector

H47ICT	75W A19, 100W R30, 85W BR30, 75W PAR30L
H47ICAT	
H47T	100W A19, 150W A21



Height: 5-1/2" [140mm]  
Aperture: 5-1/4" [133mm]  
OD: 7-7/8" [200mm]



**496W**  
White Trim with White Baffle and Reflector

**496P**  
White Trim with Black Baffle and Reflector

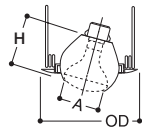


# 78

- Wide choice of finishes for any decor
- 30° Tilt, 360° rotation

H47ICT	65W BR30, 75W R30, 85W BR30, 100W R30
H47ICAT	
H47T	

Height: 4-1/8" [105mm]  
Aperture: 3-15/16" [100mm]  
Outside Diameter: 8" [203mm]



## Eyeball - 30° Tilt



**78P**  
White Trim with White Eyeball

**78PAT**  
White Trim with White Eyeball -  
AIR-TITE trim

**78SN**  
Satin Nickel Trim with  
Satin Nickel Eyeball



**78AC**  
Antique Copper Trim with  
Antique Copper Eyeball

**78TBZ**  
Tuscan Bronze Trim with  
Tuscan Bronze Eyeball

**78B**  
Satin Brass Trim with Satin Brass  
Eyeball



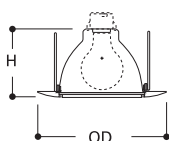
**78PB**  
Polished Brass Trim with Polished  
Brass Eyeball

# 170

- White Trim with Frosted Glass Lens
- PS version is wet location listed for use in showers
- Non-conductive, non-corrosive gasketed polymer trim ring
- Torsion spring retention

H47ICT	60W A19
H47ICAT	
H47T	

## Albalite Lens with Reflector



Height: 4" [101mm]  
Outside Diameter: 8" [203mm]



**170P**  
White Trim with Frosted  
Albalite Lens

**170PS**  
White Trim with Frosted Albalite  
Lens, Wet Location and AIR-TITE  
listed

# 417

- 30° Tilt, 358° rotation

H47ICT	65W BR30, 75W R30
H47ICAT	
H47T	

Outside Diameter: 8" [203mm]



## Coilex Baffle Eyeball - 30° Tilt



**417W**  
White Trim and Eyeball with  
White Coilex Baffle

**417P**  
White Trim and Eyeball with  
Black Coilex Baffle

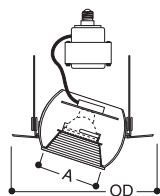
**417PB**  
Polished Brass Trim and Eyeball  
with Black Coilex Baffle

# 1417

- Low Voltage Trim
- Includes 120V transformer
- Torsion spring retention

H47ICT	20W 12V MR16
H47ICAT	
H47T	50W 12V MR16

## Low Voltage Eyeball with Baffle - 30° Tilt



Height: 5" [127mm]  
Outside Diameter: 7-1/4" [184mm]



**1417W**  
White Trim with White Eyeball and  
White Baffle

**1417BA**  
White Trim with White Eyeball and  
Black Baffle



# H6451C

6" Aperture, New Construction, IC and AIR-TITE, Slope Ceiling  
120V Line Voltage

Designed for sloped ceiling installations for ceilings from 2/12 to 12/12 pitch. The socket aiming mechanism allows the lamp to be aimed straight down in accordance with of ceiling pitch (2/12 to 12/12). H6451C is AIR-TITE sealed and gasketed to limit airflow between plenum and heated or air conditioned areas.



## FEATURES

### HOUSING

Aluminum double wall housing construction.

### SLIDE-N-SIDE™ JUNCTION BOX

- Positioned to accommodate straight conduit runs
- Seven 1/2" trade size conduit knockouts with true pry-out slots
- Slide-N-Side™ wire traps allow non-metallic sheathed cable to be installed without tools and without removing knockouts.
- Accepts a wide range of non-metallic (type NM) sheathed cables - the standard cable types used in lighting in both U.S. and Canada.
  - Allows wiring connections to be made outside the junction box
  - Simply insert the cable directly into the trap after connections are made.
  - Accommodates the following standard non-metallic sheathed cable sizes: (US) #14/2, #14/3, #12/2, #12/3 (Canada) #14/2, #14/3, #12/2

### "QUICK CONNECT" CONNECTORS

Three quick connect wiring connectors included.

### Got NAIL!™ Pass-N-Thru™ BAR HANGERS

- Pre-installed nail easily installs in regular lumber, engineered lumber and laminated beams.
- Safety and guidance system prevents snagging, ensures smooth straight nail penetration and allows bar hangers to be easily removed if necessary.
- Automatic levelling flange aligns the housing and lets you hold the housing in place with one hand while driving nails.
- Housing can be positioned at any point within 24" joist span.
- Pass-N-Thru™ feature allows bar hangers to be shortened without removing from plaster frame.
- Score lines allow "tool-less" shortening.
- Bar hangers may be repositioned 90°.
- Integral T-bar clip snaps onto T-bars - no additional clips required.

### SOCKET

Exclusive socket aiming mechanism swivels and rotates to properly align lamp. Lamp socket and trim can be adjusted 20° laterally for compound slope ceiling or to compensate for off axis aiming. Shipping insert protects socket from overspray.

### INTEGRAL THERMAL PROTECTOR

Integral thermal protector guards against improper lamping.

### LABELS

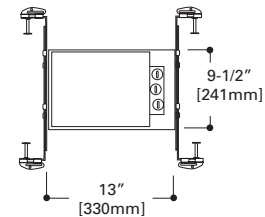
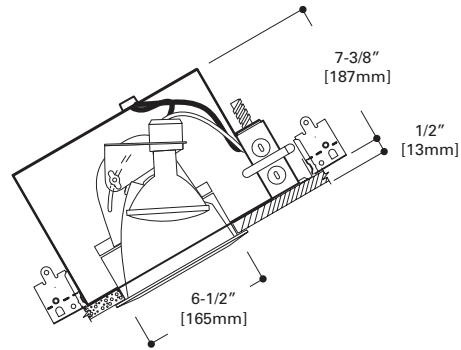
- UL/cUL Listed 1598 Luminaire
- UL/cUL Listed
- UL/cUL Listed for Wet Location, covered ceiling
- UL/cUL Listed for Feed Through
- UL/cUL Listed for direct contact with insulation and combustible material

### QUALIFICATION

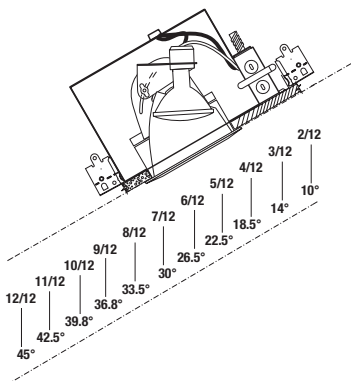
#### IC and AIR-TITE™

Certified under ASTM-E283 and listed UL/cUL 1598. May be used to meet insulated ceiling and restricted air-flow requirements such as:

- Washington State Energy Code
- International Energy Conservation Code (IECC)
- New York State Energy Conservation Construction Code (NY-ECCC)
- State of California Title 24 "Recessed Luminaires in Insulated Ceilings."



### PITCH TO DEGREE CONVERSION

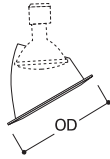


455

Specular Reflector

- Clear, Gold or Haze Reflector
- Accessories available: TRM6 designer trim rings, OT403 oversize trim ring

H6451C	65W BR30, 75W R30, 75W PAR30L
--------	----------------------------------



OD: 7-1/4" [184mm]



**455SC**  
White Trim with Clear Specular Reflector

**455H**  
White Trim with Haze Reflector

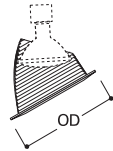
**455SCG**  
White Trim with Champagne Gold Reflector

456

Baffle

- One piece seamless baffle
- Accessories available: TRM6 designer trim rings, OT403 oversize trim ring

H6451C	456W: 50W PAR30L, 65W BR30
	75W PAR30L with H1999 Socket Extender
	456P: 60W BR30, 50W PAR30L



OD: 7-1/4" [184mm]



**456W**  
White Trim with White Baffle

**456P**  
White Trim with Black Baffle

Accessory

**H1999**  
Socket Extender

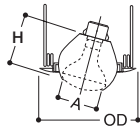


78

Eyeball - 30° Tilt

- Wide choice of finishes for any decor
- 30° Tilt, 360° rotation

H6451C	65W BR30, 75W R30, 75W PAR30L
--------	----------------------------------



Height: 4-1/8" [105mm]  
Aperture: 3-15/16" [100mm]  
Outside Diameter: 8" [203mm]



**78P**  
White Trim with White Eyeball

**78PAT**  
White Trim with White Eyeball - AIR-TITE trim

**78SN**  
Satin Nickel Trim with Satin Nickel Eyeball



**78AC**  
Antique Copper Trim with Antique Copper Eyeball

**78TBZ**  
Tuscan Bronze Trim with Tuscan Bronze Eyeball

**78B**  
Satin Brass Trim with Satin Brass Eyeball



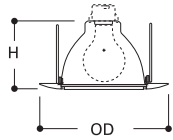
**78PB**  
Polished Brass Trim with Polished Brass Eyeball

170

Albalite Lens with Reflector

- White Trim with Frosted Glass Lens
- PS version is wet location listed for use in showers
- Non-conductive, non-corrosive gasketed polymer trim ring
- Torsion spring retention

H645IC	60W A19
--------	---------



Height: 4" [101mm]  
Outside Diameter: 8" [203mm]



**170P**  
White Trim with Frosted Albalite Lens

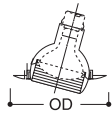
**170PS**  
White Trim with Frosted Albalite Lens, Wet Location and AIR-TITE listed

417

Coilex Baffle Eyeball - 30° Tilt

- 30° Tilt, 358° rotation

H645IC	75W R30, 65W BR30
--------	-------------------



Outside Diameter: 8" [203mm]



**417W**  
White Trim and Eyeball with White Coilex Baffle

**417P**  
White Trim and Eyeball with Black Coilex Baffle

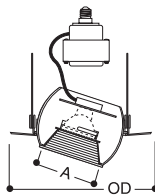
**417PB**  
Polished Brass Trim and Eyeball with Black Coilex Baffle

1417

Low Voltage Eyeball with Baffle - 30° Tilt

- Low Voltage Trim
- Includes 120V transformer
- Torsion spring retention

H645IC	75W R30, 65W BR30
--------	-------------------



Height: 5" [127mm]  
Outside Diameter: 7-1/4" [184mm]



**1417W**  
White Trim with White Eyeball and White Baffle

**1417BA**  
White Trim with White Eyeball and Black Baffle

H645IC

Slope Ceiling

6" Recessed Downlighting H600T

# H247ICAT

## 6" Aperture, Slope Ceiling, New Construction, ICAT Compact Fluorescent, 26W, 32W, 42W

The H247ICAT is designed for energy efficient downlighting using high wattage compact fluorescent lamps. The lamp socket aiming mechanism provides adjustability in sloped ceiling installations for ceilings from 2/12 to 6/12 pitch. The H247ICAT housing design is sealed and gasketed to limit airflow between attic and living areas. Includes 120V NPF electronic compact fluorescent ballast.



### FEATURES

#### HOUSING

Aluminum double wall housing construction.

#### PLASTER FRAME

- Housing adjusts in plaster frame to accommodate up to 1 ceiling thickness.
- Galvanized steel construction.
- Plaster frame features include:
  - Regressed locking screw for securing hanger bars.
  - Cutouts for easily crimping hanger bars in position.
  - HALO name embossed on plaster frame. The housing may be removed from plaster frame to provide access to the junction box.
  - Pre-installed AIR-TITE gasket.

#### SLIDE-N-SIDE™ JUNCTION BOX

- Positioned to accommodate straight conduit runs
- Seven 1/2" trade size conduit knockouts with true pry-out slots
- Slide-N-Side™ connectors allow non metallic sheathed cable to be installed without tools and without removing knockouts.
- Accepts a wide range of non-metallic (type NM) sheathed cables - the standard cable types used in lighting in both U.S. and Canada.
  - Allows wiring connections to be made outside the junction box
  - Simply insert the cable directly into the trap after connections are made.
  - Accommodates the following standard non-metallic sheathed cable sizes: (US) #14/2, #14/3, #12/2, #12/3 (Canada) #14/2, #14/3, #12/2

#### "QUICK CONNECT" CONNECTORS

Three quick connect wiring connectors included.

#### Got NAIL!™ Pass-N-Thru™ BAR HANGERS

- Pre-installed nail easily installs in regular lumber, engineered lumber and laminated beams.
- Safety and guidance system prevents snagging, ensures smooth straight nail penetration and allows bar hangers to be easily removed if necessary.
- Automatic levelling flange aligns the housing and lets you hold the housing in place with one hand while driving nails.
- Housing can be positioned at any point within 24" joist span.
- Pass-N-Thru™ feature allows bar hangers to be shortened without removing from plaster frame.
- Score lines allow "tool-less" shortening.
- Integral T-bar clip snaps onto T-bars - no additional clips required.

#### SOCKET

- G24q-3/GX24q-4 socket for one 26W DTT - Double Twin Tube (Quad) or 26W, 32W or 42W Triple Twin Tube (TTT) 4-pin lamp.
- Exclusive socket aiming mechanism swivels and rotates to properly align lamp. Mechanism adjusts for slope ceilings with 2/12 to 6/12 pitch. Slope indicator provides quick and consistent lamp settings (factory set for 3/12 slope).

#### LAMP

Compact Fluorescent lamp (by others).

26W, 32W and 42W generic lamp designations:

DTT-Double Twin Tube (Quad) (CFQ):  
 - CFQ26W/G24q - 2700K, 3000K, 3500K, 4100K

TTT-Triple Twin Tube (CFTR):  
 - CFTR26W/GX24q - 2700K, 3000K, 3500K, 4100K  
 - CFTR32W/GX24q - 2700K, 3000K, 3500K, 4100K  
 - CFTR42W/GX24q - 2700K, 3000K, 3500K, 4100K

- 12,000 hour rated average life
- 82 CRI rated lamps provide excellent color and high visual comfort.
- Color temperature (warm to cool) options offer 2700K warm, 3000K medium-warm incandescent-like light, 3500K medium-cool, and 4100K cool.

#### ELECTRONIC BALLAST

Thermally protected, fused, 120 volt, 60 Hz, NPF electronic ballast. Meets FCC Title 47 CFR Part 18 consumer level limits.

#### LABELS

- UL/cUL Listed 1598 Luminaire
- UL/cUL Damp Location Listed
- UL/cUL Listed for Wet Location, covered ceiling
- UL/cUL Listed for Feed Through

#### COMPLIANCE

- ENERGY STAR® Qualified
- Can be used for State of California Title 24 - High Efficacy Compliance
- Can be used for International Energy Conservation Code (IECC) - High Efficacy Compliance

#### QUALIFICATION

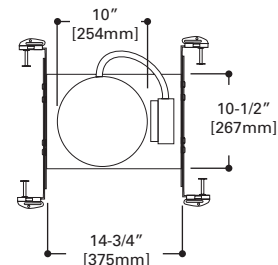
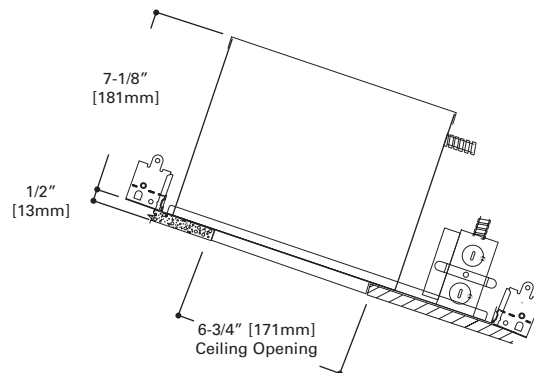
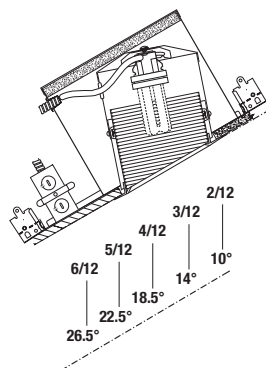
##### IC and AIR-TITE™

Certified under ASTM-E283 and listed UL/cUL 1598. May be used to meet insulated ceiling and restricted air-flow requirements such as:

- Washington State Energy Code
- International Energy Conservation Code (IECC)
- New York State Energy Conservation Construction Code (NY-ECCC)
- State of California Title 24 "Recessed Luminaires in Insulated Ceilings."



### PITCH TO DEGREE CONVERSION





# H248ICAT1D

6" Aperture, Slope Ceiling, New Construction, ICAT  
Compact Fluorescent, 26W, 32W, 42W

The H248ICAT1D is designed for energy efficient downlighting using high wattage compact fluorescent lamps. The lamp socket aiming mechanism provides adjustability in sloped ceiling installations for ceilings from 2/12 to 6/12 pitch. The H248ICAT1D housing design is sealed and gasketed to limit airflow between attic and living areas. Includes 120V NPF electronic dimming compact fluorescent ballast.



## FEATURES

### HOUSING

Aluminum double wall housing construction.

### PLASTER FRAME

Housing adjusts in plaster frame to accommodate up to 1" ceiling thickness.

- Galvanized steel construction.
- Plaster frame features include:
  - Regressed locking screw for securing hanger bars.
  - Cutouts for easily crimping hanger bars in position.
  - HALO name embossed on plaster frame. The housing may be removed from plaster frame to provide access to the junction box.
  - Pre-installed AIR-TITE gasket.

### SLIDE-N-SIDE™ JUNCTION BOX

- Positioned to accommodate straight conduit runs
- Seven 1/2" trade size conduit knockouts with true pry-out slots
- Slide-N-Side™ wire traps allow non-metallic sheathed cable to be installed without tools and without removing knockouts.
- Accepts a wide range of non-metallic (type NM) sheathed cables - the standard cable types used in lighting in both U.S. and Canada.
  - Allows wiring connections to be made outside the junction box
  - Simply insert the cable directly into the trap after connections are made.
  - Accommodates the following standard non-metallic sheathed cable sizes:
    - (US) #14/2, #14/3, #12/2, #12/3
    - (Canada) #14/2, #14/3, #12/2

### "QUICK CONNECT" CONNECTORS

Three quick connect wiring connectors included.

### Got NAIL!™ Pass-N-Thru™ BAR HANGERS

- Pre-installed nail easily installs in regular lumber, engineered lumber and laminated beams.

- Safety and guidance system prevents snagging, ensures smooth straight nail penetration and allows bar hangers to be easily removed if necessary.
- Automatic levelling flange aligns the housing and lets you hold the housing in place with one hand while driving nails.
- Housing can be positioned at any point within 24" joist span.
- Pass-N-Thru™ feature allows bar hangers to be shortened without removing from plaster frame.
- Score lines allow "tool-less" shortening.
- Bar hangers may be repositioned 90°.
- Integral T-bar clip snaps onto T-bars - no additional clips required.

### SOCKET

- G24q-3/GX24q-4 socket for one 26W DTT - Double Twin Tube (Quad) or 26W, 32W or 42W Triple Twin Tube (TTT) 4-pin lamp.
- Exclusive socket aiming mechanism swivels and rotates to properly align lamp. Mechanism adjusts for slope ceilings with 2/12 to 6/12 pitch. Slope indicator provides quick and consistent lamp settings (factory set for 3/12 slope).

### LAMP

- Compact Fluorescent lamp (by others).  
26W, 32W and 42W generic lamp designations:
- DTT-Double Twin Tube (Quad) (CFQ):  
- CFQ26W/GX24q - 2700K, 3000K, 3500K, 4100K
- TTT-Triple Twin Tube (CFTR):  
- CFTR26W/GX24q - 2700K, 3000K, 3500K, 4100K  
- CFTR32W/GX24q - 2700K, 3000K, 3500K, 4100K  
- CFTR42W/GX24q - 2700K, 3000K, 3500K, 4100K
- 12,000 hour rated average life
  - 82 CRI rated lamps provide excellent color and high visual comfort.

- Color temperature (warm to cool) options offer 2700K warm, 3000K medium-warm incandescent-like light, 3500K medium-cool, and 4100K cool.

### ELECTRONIC BALLAST

Models are provided with a 120V, 60 Hz, NPF electronic fluorescent dimming ballast. The dimming ballast is rated for use with 26W Double Twin Tube or Triple Twin Tube; and 32W or 42W Triple Twin Tube compact fluorescent lamps (Triple Twin Tube lamp is preferred for best visual comfort). The ballast offers 100% to 15% nominal dimming range. Meets FCC Title 47 CFR Part 18 for Consumer Level limits.

### LABELS

- UL/cUL Listed 1598 Luminaire
- UL/cUL Damp Location Listed
- UL/cUL Listed for Wet Location, covered ceiling
- UL/cUL Listed for Feed Through

### COMPLIANCE

- ENERGY STAR® Qualified
- Can be used for State of California Title 24 - High Efficacy Compliance
- Can be used for International Energy Conservation Code (IECC) - High Efficacy Compliance

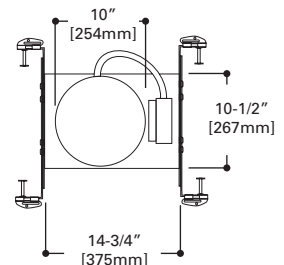
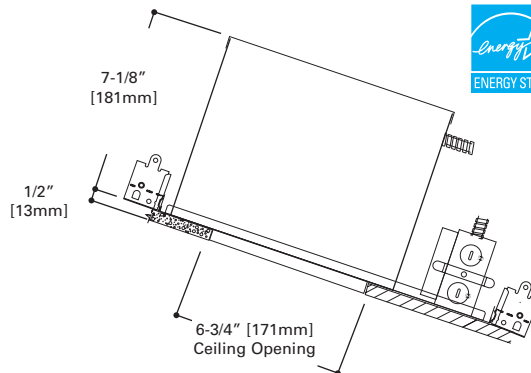
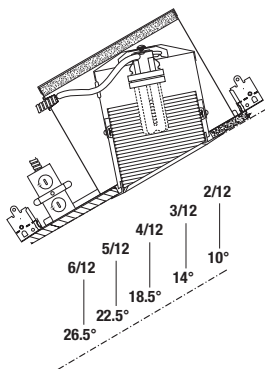
### QUALIFICATION

#### IC and AIR-TITE™

Certified under ASTM-E283 and listed UL/cUL 1598. May be used to meet insulated ceiling and restricted air-flow requirements such as:

- Washington State Energy Code
- International Energy Conservation Code (IECC)
- New York State Energy Conservation Construction Code (NY-ECCC)
- State of California Title 24 "Recessed Luminaires in Insulated Ceilings."

## PITCH TO DEGREE CONVERSION

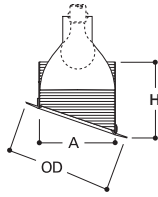


**Baffle**

- One piece seamless baffle
- Baffle ridges are parallel to floor plane
- Clear specular reflector

H247ICAT	26W DTT or 26W, 32W, 42W TTT
H248ICAT1D	

DTT = Double Twin Tube, TTT = Triple Twin Tube



Height: 5-1/2" [140mm]  
Aperture: 5-1/4" [133mm]  
OD: 7-7/8" [200mm]



**496W**  
White Trim with White Baffle and Reflector

**496P**  
White Trim with Black Baffle and Reflector

**H248ICAT1D Dimming Features**

Features include:

- 100% to 15% nominal dimming range with compatible dimmers
- Standard wiring (2 wire plus ground, e.g. NM14/2 or NM12/2)
- 26W, 32W and 42W compact fluorescent 4-pin lamps
- Double Twin Quad Tube (DTT) or Triple Twin Tube (TTT) lamps - TTT lamps recommended for best lamp regression and trim compatibility. Check trim listings for lamp compatibility.

**Dimming Models**

	Aperture	Wattage/Type	Generic Lamp ID	Color Temp
<b>New Construction</b>				
<b>H248ICAT1D</b>	<b>6"</b>	26W DTT Quad 26W, 32W, 42W TTT Triple	CFQ26W/G24q CFTR26W/Gx24q CFTR32W/Gx24q CFTR42W/Gx24q	/827/830/835/841 /827/830/835/841



**HALO**  
H248ICAT1D  
Housings with dimming ballast

**Dimmer Application Notes**

- Select dimmers rated for phase controlled fluorescent dimming ballasts. (Dimmer compatible with AmbiStar\* fluorescent dimming ballast or similar.)
- 120V, 60 Hz standard 2-wire plus ground wiring.
- Consult dimmer manufacturer for maximum dimmer load.
- Fluorescent dimming may vary from incandescent dimming. Performance results may vary based upon dimmer model, manufacturer and circuit wiring.
- Contact dimmer manufacturer for compatible product selection.

\*AmbiStar is a registered trademark of Philips Advance.

**Standard Compact Fluorescent Dimmers by COOPER Wiring Devices**




**Aspire Smart Dimmer Master - 9580\***  
Single Pole / Multi-location, 1000VA Fluorescent



**Aspire Slide Dimmer - 9568\***  
Single-Pole / 3-Way, 8A Fluorescent

**Available Color Options**



**Accell - AF10**  
Smart Dimmer Master, Fluorescent, 1000W




**Devine - DF8AP**  
Single-Pole / 3-Way, 8A Fluorescent, Slide Dimmer



**Skye - SF8AP**  
Single-Pole / 3-Way, 8A Fluorescent, Full Slide Dimmer

**Available Color Options**



- Cooper Wiring Devices CFL compatible dimmers are illustrated for reference.
- For product selection, ordering information and where to purchase contact Cooper Wiring Devices at [www.cooperwiringdevices.com](http://www.cooperwiringdevices.com).

Visit [www.cooperlighting.com](http://www.cooperlighting.com) for more information on the complete product offering. Product availability and specifications subject to change without notice.



# H44T

## 8" Aperture, Non-IC

Commercial grade fixture with deep reflector and baffle trims.

H44 installations must allow 24" between centers, 1/2" from top of fixture and overhead material and 12" between fixture center and side wall. For use in non-insulated ceilings. If ceiling insulation is present, it must be kept 3 inches from the fixtures on all sides.

### FEATURES

#### HOUSING

Die-formed CRS, white finish.

#### PLASTER FRAME

- Die-cast aluminum.
- 1-5/8" deep collar accommodates varying dimensions of ceiling materials.

#### JUNCTION BOX

Four 1/2" and two 3/4" knockouts are provided.

#### BAR HANGERS

One piece bar hangers span 24" joists.

#### ADJUSTABLE MOUNTING BRACKET

1/2" to 3" vertical adjustment.

#### SOCKET

Porcelain socket with nickel-plated screw shell.

#### THERMAL PROTECTOR

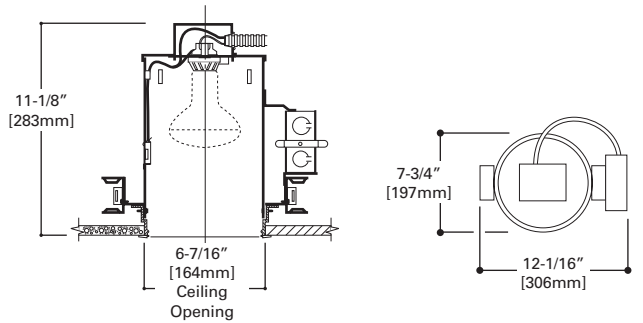
Provides positive thermal protection.

#### ACCESSORY

HSA-6 Slope Ceiling adapter

#### LABELS

- UL/cUL Listed 1598 Luminaire
- UL/cUL Damp Location Listed
- UL/cUL Wet Location Listed, covered ceiling
- UL/cUL Listed for Feed Through
- IP Rated



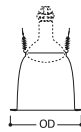
Slope	0°	5°	10°	15°	20°	25°	30°	35°	40°
6" for H44T*	HSA65	<b>HSA610</b>	HSA615	<b>HSA620</b>	HSA625	<b>HSA630</b>	HSA635	HSA640	

## 446

### Reflector

- Spun aluminum in clear specular finish

H44T	65W BR30, 75W R30
------	-------------------



Outside Diameter: 7-1/4" [184mm]



**446**  
White Trim Ring with Clear Specular Reflector

## 448


### Baffle

- Baffle Cone with deep lamp regression

H44T	120W BR40, 150W R40, 150W PAR38
------	------------------------------------



Outside Diameter: 7-1/4" [184mm]



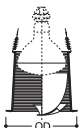
**448**  
White Trim Ring with deep Black Baffle

## 440

### Wall Wash

- Scoop wall wash trim

H44T	120W BR40, 150W R40
------	---------------------



Outside Diameter: 7-1/4" [184mm]



**440**  
White Trim Ring with Black Baffle and White Scoop





# 7"

Compact Fluorescent.....	7-2
Slope Ceiling Incandescent.....	7-6
Commercial Grade Incandescent.....	7-8
HID .....	7-11



# H880E, H880EEM, H880E347

## 7" Aperture, New Construction, Non-IC Compact Fluorescent

A compact fluorescent housing with electronic ballast for one vertically mounted lamp (lamp by others). Multiple wattage capabilities of 26W, 32W or 42W triple tube compact fluorescent. For use in non-insulated ceilings.

Housing	Wattage	Voltage	CFL Lamp Type (lamp by others)	Generic Lamp Designation	Socket	Ballast	Lamp
H880E	26/32/42W	120V-277V	TTT (Triple Tube)	CFTR26W/GX24q CFTR32W/GX24q CFTR42W/GX24q	G24q-3 (4-pin) G24q-4 (4-pin)	Electronic	Not included
H880EEM	26/32/42W	120V/277V Dual Voltage EM	TTT (Triple Tube)	CFTR26W/GX24q CFTR32W/GX24q CFTR42W/GX24q	G24q-3 (4-pin) G24q-4 (4-pin)	Electronic	Not included
H880E347	26/32/42W	347V	TTT (Triple Tube)	CFTR26W/GX24q CFTR32W/GX24q CFTR42W/GX24q	G24q-3 (4-pin) G24q-4 (4-pin)	Electronic	Not included

### FEATURES

#### PLASTER FRAME

- Precision die stamped steel frame.
- Bar hanger brackets on four sides.
- Trim supports adjust 3/4" to accommodate different ceiling thicknesses.

#### JUNCTION BOX

- Five 1/2" and two 3/4" trade size conduit knockouts.
- Access to junction box and ballast from below ceiling by removing reflector.

#### BAR HANGERS

- Two piece bar hangers accommodate joist spacing up to 24".
- Bar hangers can be repositioned 90° to simplify clearance for wiring.

#### SOCKET CAP

- Adjusts and locks without tools for normal and wide beam distributions.
- Secures to trim with spring clips.

#### ELECTRONIC BALLAST (Normal Power)

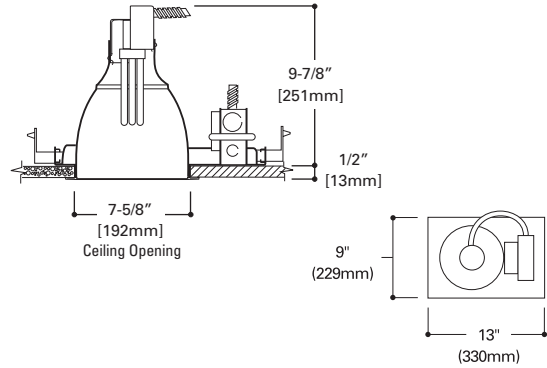
- H880E - Electronic universal voltage 120V-277V HPF ballast.
- H880EEM - Electronic universal voltage 120V-277V ballast with emergency 120V/277V dual voltage ballast.
- H880E347 - Electronic 347V HPF ballast
- High ballast factor provides full light output while high power factor and low THD provide efficient electronic operation.
- End of life protection, sound rating A and FCC non-consumer ratings are standard.

#### EM MODEL H880EEM (Emergency)

Integral battery backup ballast for emergency lighting upon failure of normal power. Dual voltage 120V/277V only.

#### LABELS

- UL/cUL Listed 1598 Luminaire
- UL/cUL Damp Location Listed
- UL/cUL Wet Location Listed, covered ceiling
- UL/cUL Listed for Feed Through

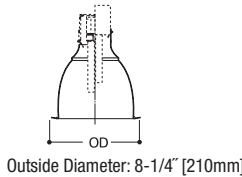


## 870

### Specular Reflector

- Specular clear reflector

H880E	26W, 32W, 42W TTT
H880EEM	
H880E-347	




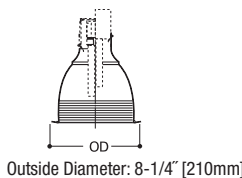
**870C**  
White Trim with Clear Specular Reflector

## 870

### Baffle

- Black or white lower baffle section
- Upper specular reflector section maximizes optical efficiency

H880E	26W, 32W, 42W TTT
H880EEM	
H880E-347	



**870WB**  
White Trim with White Baffle

**870BA**  
White Trim with Black Baffle

# H800E, H802E, H803E H800EEM, H802EEM, H803EEM H800E347, H802E347, H803E347

## 7" Aperture, New Construction, Non-IC Compact Fluorescent

The Halo H800E, H802E and H803E compact fluorescent housings offer high performance for two horizontally mounted, electronic ballasted, Double Twin Tube, 4-pin compact fluorescent lamps (lamps by others). For non-insulated ceilings.



Housing	Wattage	Voltage	CFL Lamp Type (lamp by others)	Generic Lamp Designation	Socket	Ballast	Lamp	Qualification
H800E	(2) 13W	120V-277V	DTT (Quad Tube)	CFQ13W/G24q	G24q-1 (4-pin)	Electronic	Not included	
H800EEM	(2) 13W	120V/277V Dual Voltage EM	DTT (Quad Tube)	CFQ13W/G24q	G24q-1 (4-pin)	Electronic	Not included	
H800E347	(2) 13W	347V	DTT (Quad Tube)	CFQ13W/G24q	G24q-1 (4-pin)	Electronic	Not included	
H802E	(2) 18W	120V-277V	DTT (Quad Tube)	CFQ18W/G24q	G24q-2 (4-pin)	Electronic	Not included	
H802EEM	(2) 18W	120V/277V Dual Voltage EM	DTT (Quad Tube)	CFQ18W/G24q	G24q-2 (4-pin)	Electronic	Not included	
H802E347	(2) 18W	347V	DTT (Quad Tube)	CFQ18W/G24q	G24q-2 (4-pin)	Electronic	Not included	
H803E	(2) 26W	120V-277V	DTT (Quad Tube)	CFQ26W/G24q	G24q-3 (4-pin)	Electronic	Not included	
H803EEM	(2) 26W (1) 26W EM	120V/277V Dual Voltage EM	DTT (Quad Tube)	CFQ26W/G24q	G24q-3 (4-pin)	Electronic	Not included	
H803E347	(2) 26W	347V	DTT (Quad Tube)	CFQ26W/G24q	G24q-3 (4-pin)	Electronic	Not included	

## FEATURES

### PLASTER FRAME

- Precision die stamped steel frame.
- Bar hanger brackets on four sides.
- Trim supports adjust 3/4" to accommodate different ceiling thicknesses.

### JUNCTION BOX

- Five 1/2" and two 3/4" trade size conduit knockouts.
- Access to junction box and ballast from below ceiling by removing reflector.

### BAR HANGERS

- Two piece bar hangers accommodate joist spacing up to 24".
- Bar hangers can be repositioned 90° to simplify clearance for wiring.

### ELECTRONIC BALLAST (Normal Power)

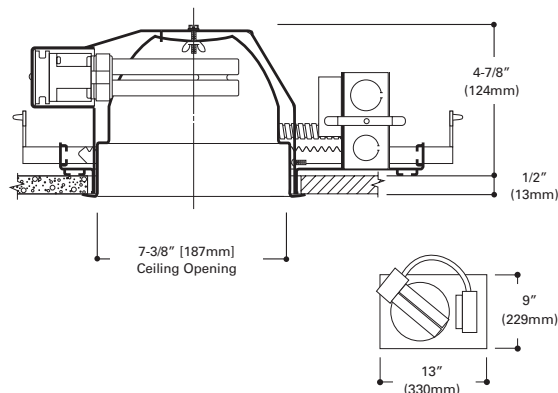
- H800E, H802E, H803E - Electronic universal voltage 120V-277V HPF ballast.
- H800E-347, H802E-347, H803E-347 - Electronic 347V HPF ballast
- H800EEM, H802EEM, H803EEM - Electronic universal voltage 120V-277V ballast with emergency 120V/277V dual voltage ballast.
- High ballast factor provides full light output while high power factor and low THD provide efficient electronic operation.
- End of life protection, sound rating A and FCC non-consumer ratings are standard.

### EM MODEL H800EEM, H802EEM, H803EEM (Emergency)

Integral battery backup ballast for emergency lighting upon failure of normal power. Dual voltage 120V/277V only.

### LABELS

- UL/cUL Listed 1598 Luminaire
- UL/cUL Damp Location Listed
- UL/cUL Wet Location Listed, covered ceiling
- UL/cUL Listed for Feed Through

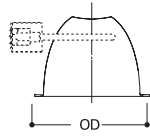


## 810

### Specular Reflector

- Specular clear reflector

H800E	(2) 13W DTT
H800EEM	
H800E-347	
H802E	(2) 18W DTT
H802EEM	
H802E-347	
H803E	(2) 26W DTT
H803EEM	
H803E-347	



Outside Diameter: 8-1/4" [210mm]



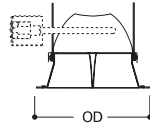
**810C**  
White Trim with Clear Specular Reflector

## 804

### Crossblade Louver

- Crossblade louver provides sharp cutoff to lamps

H800E	(2) 13W DTT
H800EEM	
H800E-347	
H802E	(2) 18W DTT
H802EEM	
H802E-347	
H803E	(2) 26W DTT
H803EEM	
H803E-347	



Outside Diameter: 7-7/8" [200mm]



**804P**  
White Trim with White Crossblade Louver

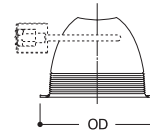
**804**  
White Trim with Clear Anodized Crossblade Louver

## 810

### Baffle

- Black or white lower baffle section
- Upper specular reflector section maximizes optical efficiency

H800E	(2) 13W DTT
H800EEM	
H800E-347	
H802E	(2) 18W DTT
H802EEM	
H802E-347	
H803E	(2) 26W DTT
H803EEM	
H803E-347	



Outside Diameter: 8-1/4" [210mm]



**810WB**  
White Trim with White Baffle

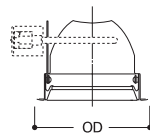
**810BA**  
White Trim with Black Baffle

## 800

### Albalite Lens

- Regressed frosted albalite glass lens
- Wet Location Listed for use in showers

H800E	(2) 13W DTT
H800EEM	
H800E-347	
H802E	(2) 18W DTT
H802EEM	
H802E-347	
H803E	(2) 26W DTT
H803EEM	
H803E-347	



Outside Diameter: 7-7/8" [200mm]



**800P**  
White Trim with Frosted Albalite Lens



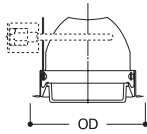
# 801

## Drop Opal Lens



- Regressed Drop Opal glass lens
- Wet Location Listed for use in showers

H800E	(2) 13W DTT
H800EEM	
H800E-347	
H802E	(2) 18W DTT
H802EEM	
H802E-347	
H803E	(2) 26W DTT
H803EEM	
H803E-347	



Outside Diameter: 7-7/8" [200mm]



**801P**  
White Trim with Drop Opal Lens

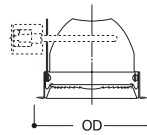
# 803

## Fresnel Lens



- Regressed Fresnel glass lens
- Wet Location Listed for use in showers

H800E	(2) 13W DTT
H800EEM	
H800E-347	
H802E	(2) 18W DTT
H802EEM	
H802E-347	
H803E	(2) 26W DTT
H803EEM	
H803E-347	



Outside Diameter: 7-7/8" [200mm]



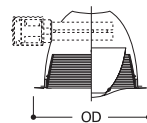
**803P**  
White Trim with Fresnel Lens

# 810WW

## Wall Washer

- Scoop wall wash trim with black baffle

H800E	(2) 13W DTT
H800EEM	
H800E-347	
H802E	(2) 18W DTT
H802EEM	
H802E-347	
H803E	(2) 26W DTT
H803EEM	
H803E-347	



Outside Diameter: 8-1/4" [210mm]



**810WW**  
White Trim with White Scoop and Black Baffle



# H745ICAT

7" Aperture, New Construction, ICAT, Slope Ceiling  
120V Line Voltage

Designed for sloped ceiling installations for ceilings from 2/12 to 12/12 pitch. The socket aiming mechanism allows the lamp to be aimed straight down regardless of ceiling pitch. H745ICAT is sealed and gasketed to limit airflow between plenum and heated or air conditioned areas.



## FEATURES

### HOUSING

Double wall aluminum housing construction.

### PLASTER FRAME

Housing adjusts in plaster frame to accommodate up to 1-1/2" ceiling thickness. Galvanized steel construction. Plaster frame features include:

- Regressed locking screw for securing hanger bars.
- Cutouts for easily crimping hanger bars in position.
- HALO name embossed on plaster frame. The housing may be removed from plaster frame to provide access to the junction box.
- Pre-installed AIR-TITE gasket.

### JUNCTION BOX

- Seven 1/2" trade size conduit knockouts with true pry-out slots and four NM cable pry-out slots with integral strain relief.

### Got NAIL!™ Pass-N-Thru™ BAR HANGERS

- Pre-installed nail easily installs in regular lumber, engineered lumber and laminated beams.
- Safety and guidance system prevents snagging, ensures smooth straight nail penetration and allows bar hangers to be easily removed if necessary.
- Automatic levelling flange aligns the housing and lets you hold the housing in place with one hand while driving nails.
- Housing can be positioned at any point within 24" joist span.
- Pass-N-Thru™ feature allows bar hangers to be shortened without removing from plaster frame.
- Score lines allow "toeless" shortening.
- Integral T-bar clip snaps onto T-bars - no additional clips required.

### SOCKET

Lamp socket and trim can be adjusted 15° laterally for compound slope ceiling or to compensate for off axis aiming.

### INTEGRAL THERMAL PROTECTOR

Integral thermal protector guards against improper lamping.

### LABELS

- UL/cUL Listed 1598 Luminaire
- UL/cUL Listed
- UL/cUL Listed for Wet Location, covered ceiling
- UL/cUL Listed for Feed Through
- UL/cUL Listed for direct contact with insulation and combustible material

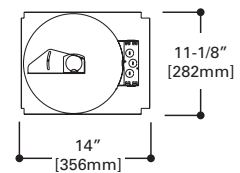
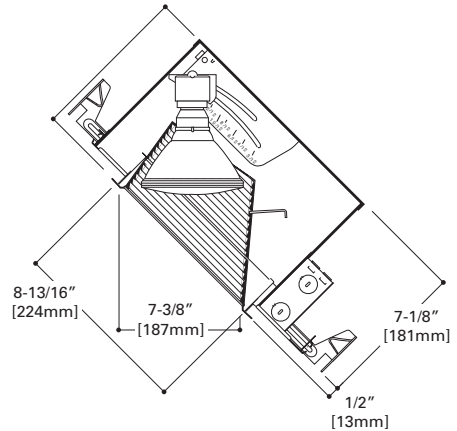
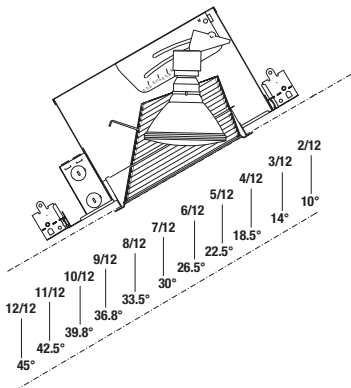
### QUALIFICATION

#### IC and AIR-TITE™

Certified under ASTM-E283 and listed UL/cUL 1598. May be used to meet insulated ceiling and restricted air-flow requirements such as:

- Washington State Energy Code
- International Energy Conservation Code (IECC)
- New York State Energy Conservation Construction Code (NY-ECCC)
- State of California Title 24 "Recessed Luminaires in Insulated Ceilings."

### PITCH TO DEGREE CONVERSION

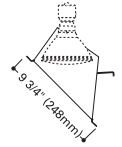


**457**

**Specular Reflector**

- Specular Reflector
- Round aperture matches other recessed downlights
- Torsion Spring construction

H745ICAT	75W R30, 65W BR30
----------	-------------------



Outside Diameter: 9-3/4" [248mm]



**457SC**  
White Trim with Clear Specular Reflector

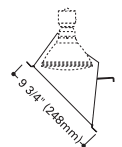
**457CG**  
White Trim with Champagne Gold Reflector

**457**

**White Reflector**

- White finish reflector
- Round aperture matches other recessed downlights
- Torsion Spring construction

H745ICAT	65W BR30, 75W R30, 75W PAR30, 90W PAR38
----------	---



Outside Diameter: 9-3/4" [248mm]



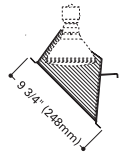
**457PW**  
White Trim with White Reflector

**457**

**Baffle**

- Black or white polymer baffle with attached white polymer trim ring
- Round aperture matches other recessed downlights
- Torsion Spring construction

H745ICAT	65W BR30, 75W R30, 75W PAR30, 90W PAR38
----------	---



Outside Diameter: 9-3/4" [248mm]



**457W**  
White Trim with White Baffle

**457P**  
White Trim with Black Baffle



## H600T

7" Aperture, Rough-In Housing, Non-IC  
120V Line Voltage

A rough-in housing that can be used for new construction and remodeling. For use with 120V incandescent lamps. For use in non-insulated ceilings.

### FEATURES

#### PLASTER FRAME

- Precision die stamped "boat shaped" plaster frame.
- May be used for new construction or remodeling installations.

#### JUNCTION BOX

- Four speed clips for "NM" cable connections.
- Four 1/2" trade size conduit knockouts for conduit or BX connections.

#### BAR HANGERS

- Captive hanger bars accommodate spacing up to 24".
- Fixture may be positioned at any point along length of fully extended hanger bars.

#### SOCKET CAP

Deep drawn heat dissipating steel.

#### SPRING CLIPS

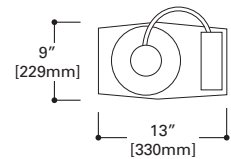
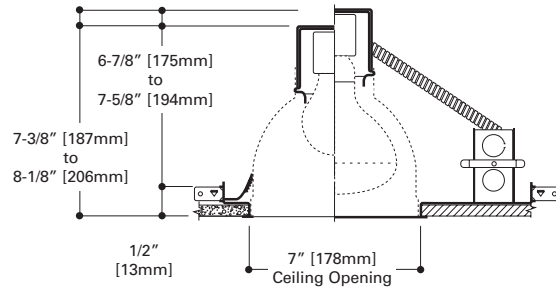
To release trim, twist trim and spring clips pivot allowing easy removal from below ceiling.

#### THERMAL PROTECTOR

Thermal protector deactivates fixture if insulation material is misapplied.

#### LABELS

- UL/cUL Listed 1598 Luminaire
- UL/cUL Damp Location Listed
- UL/cUL Wet Location Listed, covered ceiling
- UL/cUL Listed for Feed Through

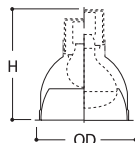


## 1603

### Reflector

- Anodized reflector cone

H600T	100W A19, 100W R30, 150W A21, 150W R40, 150W PAR38, 85W BR30, 120W BR40
-------	--



Height: 7-3/8" to 8-1/8"  
[187mm to 206mm]  
OD: 7-1/2" [191mm]



**1603P**  
White Trim with White Reflector Cone

**1603C**  
White Trim with Anodized Clear Reflector Cone

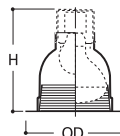
**1603AG**  
White Trim with Anodized Gold Reflector Cone

## 603


### Baffle

- Baffle trim
- Straight-sided baffle profile

H600T	100W A19, 150W R40, 150W PAR38, 120W BR40
-------	--



Height: 7-3/8" to 8-1/8"  
[187mm to 206mm]  
OD: 7-1/2" [191mm]



**603BA**  
White Trim Ring with Black Baffle

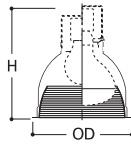


**1603**


**Baffle Cone**

- Baffle trim
- Contoured baffle profile offers smaller lamp opening

H600T	100W A19, 150W R40, 150W PAR38, 120W BR40
-------	--



Height: 7-3/8" to 8-1/8"  
[187mm to 206mm]  
OD: 7-1/2" [191mm]



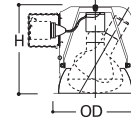
**1603BA**  
White Trim with Black Baffle

**1636**

**Adjustable Reflector - 30° Tilt**

- Reflector trim with adjustable socket mechanism

H600T	100W R30, 150W R40, 150W PAR38, 85W BR30, 120W BR40
-------	---



Height: 7-7/8" [200mm]  
OD: 7-1/2" [191mm]



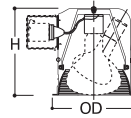
**1636C**  
White Trim Ring with Clear  
Anodized Cone and Tilt Mechanism

**1636**


**Adjustable Baffle - 30° Tilt**

- Baffle trim with adjustable socket mechanism

H600T	100W R30, 150W R40, 150W PAR38, 85W BR30, 120W BR40
-------	---



Height: 7-7/8" [200mm]  
OD: 7-1/2" [191mm]



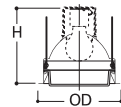
**1636BA**  
White Trim Ring with Black Baffle  
and Tilt Mechanism

**671**

**Drop Opal Shower Light**

- Wet location listed shower light

H600T	75W A19
-------	---------



Height: 6-7/8" [175mm]  
OD: 7-1/2" [191mm]



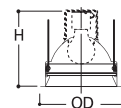
**671P**  
White Trim Ring with Frosted  
Drop Opal Lens

**1670**

**Regressed Albalite Lens**

- Regressed lens with reflector trim

H600T	100W A19
-------	----------



Height: 6-7/8" [175mm]  
OD: 7-1/2" [191mm]



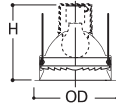
**1670P**  
White Trim Ring with Frosted  
Albalite Lens

1673

Regressed Fresnel Lens

- Regressed lens with reflector trim

H600T	100W A19
-------	----------



Height: 6-7/8" [175mm]  
 OD: 7-1/2" [191mm]



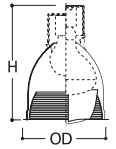
**1673P**  
 White Trim Ring with Fresnel Lens

1625

Wall Wash

- Scoop wall wash trim

H600T	100W R30, 150W R40, 150W PAR38, 85W BR30, 120W BR40
-------	---



Height: 8-5/8" to 9-3/8"  
 [219mm to 238mm]  
 OD: 7-1/2" [191mm]



**1625P**  
 White Trim Ring with Scoop and  
 Black Baffle

# M700T

## 7" Aperture, Non-IC Magnetic Ballast, Metal Halide, HID

A low brightness 7" aperture recessed downlight for use with metal halide lamps. Specular reflector or Coilex baffle trims minimize aperture brightness and provide a 45° visual cutoff to lamp (depending upon socket position). Socket cap adjusts for high or low settings, providing normal or wide distribution (cutoff varies with socket position). Suitable for downlighting where a smooth pattern of light is desired—public areas, lobbies, stores and reception areas. Visually, this luminaire provides a uniform beam with a smooth edge. For use in non-insulated ceilings.



## FEATURES

### PLASTER FRAME

- Precision die stamped steel frame.
- Bar hanger brackets on four sides.
- Trim supports adjust to accommodate ceiling materials up to 1-1/2" thick.

### JUNCTION BOX

- Positioned on ballast mounting bracket to allow straight conduit runs.
- Eight 1/2" and one 3/4" trade size conduit knockouts.
- Access to junction box by removing reflector.

### BAR HANGERS

- Two piece bar hangers accommodate joist spacing up to 24".
- Bar hangers can be repositioned 90° to simplify clearance for wiring.

### SOCKET CAP

- Heat dissipating die-cast aluminum.
- Adjusts and locks without tools for normal and wide beam distributions.

### SOCKET

Medium base porcelain socket with nickel plated screw shell (shipped with ballast).

### BALLAST

- Quick mount plug-in magnetic ballast with dual tap connections.
- Ballast secures to mounting frame with spring lock. Order ballast separately.

#### Metal Halide Ballast

720S = 50W MH (120V/277)  
730S = 70W MH (120V/277)  
738S = 70W MH (120V/347)  
740S = 100W MH (120V/277)  
748S = 100W MH (120V/347)

### QUARTZ LAMP RESTRIKE AND FUSED

**M700TQ** - Quartz lamp restrike assembly included with housing.

**M700TF** - Fuse included with housing.

**M700TQF** - Quartz lamp restrike assembly with fuse included with housing.

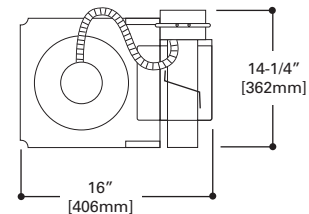
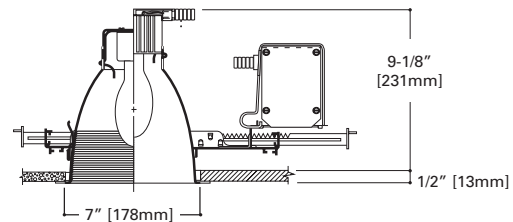
**1705BAQ** - White trim ring with specular clear reflector and tempered glass shield

**1705CQ** - White trim ring with black baffle and tempered glass shield

**1770PQ** - White trim ring with regressed albalite glass diffuser

### LABELS

- UL/cUL Listed 1598 Luminaire
- UL/cUL Damp Location Listed
- UL/cUL Wet Location Listed, covered ceiling
- UL/cUL Listed for Feed Through

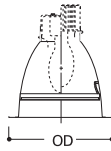


## 1705

### Specular Reflector with Tempered Glass Shield

- Full reflector with tempered glass shield for use with metal halide lamps

M700T-720S	50W MH
M700T-730S/738S	70W MH
M700T-740S/748S	100W MH



Outside Diameter: 8-1/4" [210mm]



**1705C**

White Trim with Clear Specular Reflector and Tempered Glass Shield

**1705CQ**

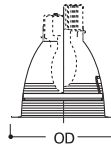
For use with Quartz lamp restrike

## 1705

### Black Baffle with Tempered Glass Shield

- Black or white baffle options
- Full upper reflector section with tempered glass shield for use with metal halide lamps

M700T-720S	50W MH
M700T-730S/738S	70W MH
M700T-740S/748S	100W MH



Outside Diameter: 8-1/4" [210mm]



**1705WB**

White Trim with White Baffle and Tempered Glass Shield

**1705BA**

White Trim with Black Baffle and Tempered Glass Shield

**1705BAQ**

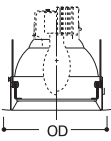
For use with Quartz lamp restrike

## 1770

### Albalite Glass Lens

- Regressed frosted albalite glass diffuser for use with metal halide lamps

M700T-720S	50W MH
M700T-730S/738S	70W MH
M700T-740S/748S	100W MH



Outside Diameter: 8-1/4" [210mm]



**1770P**

White Trim with Regressed Albalite Diffuser

**1705PQ**

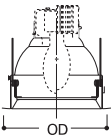
For use with Quartz lamp restrike

## 1773

### Fresnel Glass Lens

- Regressed glass Fresnel diffuser for use with metal halide lamps

M700T-720S	50W MH
M700T-730S/738S	70W MH
M700T-740S/748S	100W MH



Outside Diameter: 8-1/4" [210mm]



**1773P**

White Trim with Regressed Fresnel Lens



# 8"

Incandescent.....	8-2
Compact Fluorescent.....	8-4
Commercial Grade Incandescent.....	8-9

# H1T

## 8" Aperture, New Construction, Non-IC 120V Line Voltage, Incandescent

A versatile 8-1/2" square aperture fixture for use with A19 incandescent lamps. The H1T is complete with a built-in aluminum reflector, plaster frame, and feed-through junction box. A variety of trim styles are available for the H1T housing. H1T provides a versatile housing choice with square trims. For use in non-insulated ceilings. If ceiling insulation is present, it must be kept 3 inches from the fixtures on all sides.



### FEATURES

#### REFLECTOR

One piece die formed aluminum reflector.

#### PLASTER FRAME

- Galvanized steel construction.
- Reflector adjusts 3/4" in plaster frame.

#### JUNCTION BOX

- Six easy to remove 1/2" pryouts allow junction box access from top and sides.
- Four pryouts with integral strain relief simplify installation of non-metallic sheathed cables.

#### Got NAIL!™ Pass-N-Thru™ BAR HANGERS

- Pre-installed nail easily installs in regular lumber, engineered lumber and laminated beams.
- Safety and guidance system prevents snagging, ensures smooth straight nail penetration and allows bar hangers to be easily removed if necessary.
- Automatic levelling flange aligns the housing and lets you hold the housing in place with one hand while driving nails.
- Housing can be positioned at any point within 24" joist span.
- Pass-N-Thru™ feature allows bar hangers to be shortened without removing from plaster frame.
- Score lines allow "toolless" shortening.
- Integral T-bar clip snaps onto T-bars - no additional clips required.

#### SOCKET

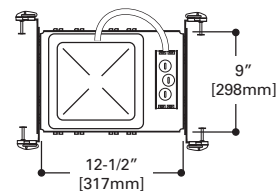
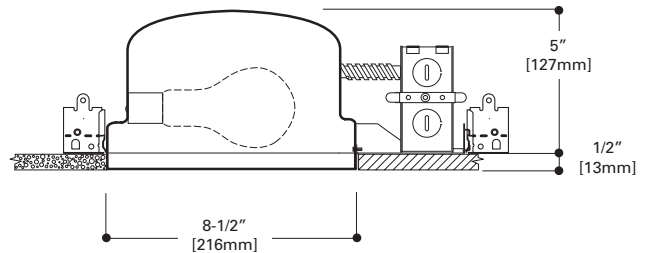
Porcelain socket with nickel plated screw shell for medium base incandescent lamps.

#### THERMAL PROTECTOR

Provides protection against improper use of ceiling insulation.

#### LABELS

- UL/cUL Listed 1598 Luminaire
- UL/cUL Damp Location Listed
- UL/cUL Listed for Wet Location, covered ceiling
- UL/cUL Listed for Feed Through
- IP rated (Improper Lamp)



# H1IC

## 8" Aperture, New Construction, ICAT 120V Line Voltage, Incandescent

An economical Insulated Ceiling AIR-TITE square aperture fixture for use with A19 incandescent lamps. The H1IC is complete with a built-in aluminum reflector, double wall construction, plaster frame, and feed-through junction box. Different trim styles are available for the H1IC housing. Suitable for applications requiring insulated ceiling and restricted air flow rated fixtures.



## FEATURES

### REFLECTOR

One piece die formed aluminum reflector.

### PLASTER FRAME

- Galvanized steel construction.
- Reflector adjusts 3/4" in plaster frame.

### HOUSING

Double wall aluminum construction.

### JUNCTION BOX

- Six easy to remove 1/2" pryouts allow junction box access from top and sides.
- Four pryouts with integral strain relief simplify installation of non-metallic sheathed cables.

### Got NAIL!™ Pass-N-Thru™ BAR HANGERS

- Pre-installed nail easily installs in regular lumber, engineered lumber and laminated beams.
- Safety and guidance system prevents snagging, ensures smooth straight nail penetration and allows bar hangers to be easily removed if necessary.
- Automatic levelling flange aligns the housing and lets you hold the housing in place with one hand while driving nails.
- Housing can be positioned at any point within 24" joist span.
- Pass-N-Thru™ feature allows bar hangers to be shortened without removing from plaster frame.
- Score lines allow "toolless" shortening.
- Integral T-bar clip snaps onto T-bars - no additional clips required.

### SOCKET

Porcelain socket with nickel plated screw shell for medium base incandescent lamps.

### THERMAL PROTECTOR

Provides protection against overlamping.

### LABELS

- UL/cUL Listed 1598 Luminaire
- UL/cUL Damp Location Listed
- UL/cUL Listed for Wet Location, covered ceiling
- UL/cUL Listed for Feed Through
- IP rated

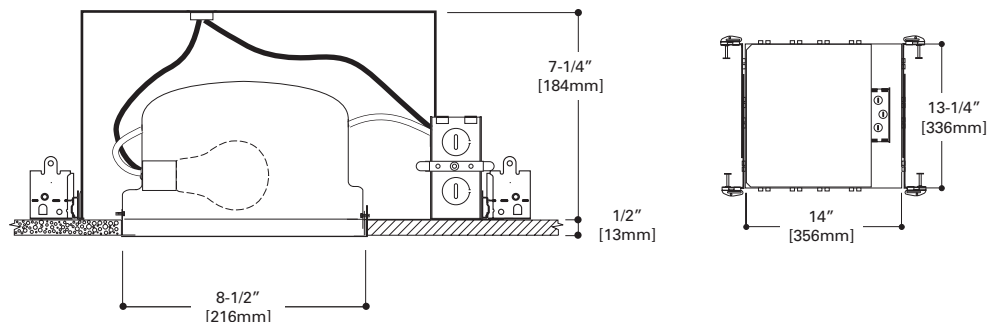
### QUALIFICATION

#### IC and AIR-TITE™

Certified under ASTM-E283 and listed UL/cUL 1598.

May be used to meet insulated ceiling and restricted air-flow requirements such as:

- Washington State Energy Code
- International Energy Conservation Code (IECC)
- New York State Energy Conservation Construction Code (NY-ECCC)
- State of California Title 24 "Recessed Luminaires in Insulated Ceilings."





# H1EF

## 8" Aperture, New Construction, Non-IC Compact Fluorescent, 18W DTT

A versatile 8-1/2" square aperture electronic ballast housing for use with energy efficient 18W Double Twin Tube Compact Fluorescent lamps. The H1EF is complete with compact fluorescent ballast, aluminum reflector, plaster frame, and feed-through junction box. Several different trim styles are available for the H1EF housing. For use in non-insulated ceilings. If ceiling insulation is present, it must be kept 3 inches from the fixtures on all sides.



Housing	Wattage	Voltage	CFL Lamp Type (lamp by others)	Generic Lamp Designation	Socket	Ballast	Lamp
H1EF	(2) 18W	120V-277V	DTT (Double Triple Tube)	CFQ18W/G24q	G24q-2 (4-pin)	Electronic	Not included

### FEATURES

#### REFLECTOR

One piece die formed aluminum reflector.

#### PLASTER FRAME

- Galvanized steel construction.
- Reflector adjusts 3/4" in plaster frame.

#### JUNCTION BOX

- Six easy to remove 1/2" pryouts allow junction box access from top and sides.
- Four pryouts with integral strain relief simplify installation of non-metallic sheathed cables.

#### Got NAIL!™ Pass-N-Thru™ BAR HANGERS

- Pre-installed nail easily installs in regular lumber, engineered lumber and laminated beams.
- Safety and guidance system prevents snagging, ensures smooth straight nail penetration and allows bar hangers to be easily removed if necessary.
- Automatic levelling flange aligns the housing and lets you hold the housing in place with one hand while driving nails.
- Housing can be positioned at any point within 24" joist span.
- Pass-N-Thru™ feature allows bar hangers to be shortened without removing from plaster frame.
- Score lines allow "toolless" shortening.
- Integral T-bar clip snaps onto T-bars - no additional clips required.

#### SOCKET

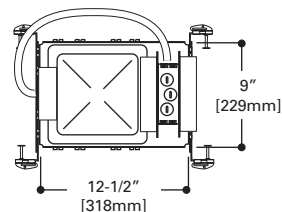
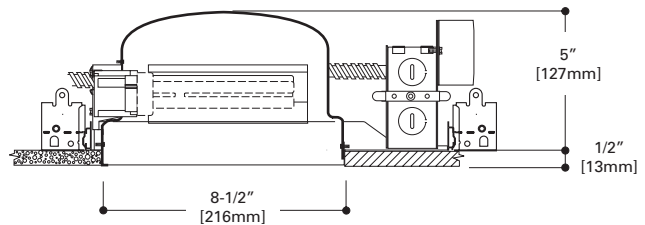
Two G24q-2, sockets for 18W 4-pin Double Twin Tube compact fluorescent lamps.

#### BALLAST

- Electronic universal voltage 120V-277V HPF ballast.
- High ballast factor provides full light output while high power factor and low THD provide efficient electronic operation.
- End of life protection and sound rating A are also standard.

#### LABELS

- UL/cUL Listed 1598 Luminaire
- UL/cUL Damp Location Listed
- UL/cUL Listed for Wet Location, covered ceiling
- UL/cUL Listed for Feed Through





# H1EFICAT

## 8" Aperture, New Construction, ICAT Compact Fluorescent, 13W DTT

An electronic ballasted Insulated Ceiling AIR-TITE square aperture fixture for use with energy efficient 13W Double Twin Tube compact fluorescent lamps. The H1EFICAT is complete with a built-in aluminum reflector, double wall construction, plaster frame, and feed-through junction box. Several trim styles are available for the H1EFICAT housing. Suitable for applications requiring insulated ceiling and restricted air flow rated fixtures.



Housing	Wattage	Voltage	CFL Lamp Type (lamp by others)	Generic Lamp Designation	Socket	Ballast	Lamps
H1EFICAT	(2) 13W	120V-277V	DTT (Double Triple Tube)	CFQ13W/G24q	G24q-1 (4-pin)	Electronic	Not included

## FEATURES

### REFLECTOR

One piece die formed aluminum reflector.

### PLASTER FRAME

- Galvanized steel construction.
- Reflector adjusts 3/4" in plaster frame.

### HOUSING

Double wall aluminum construction.

### JUNCTION BOX

- Six easy to remove 1/2" pryouts allow junction box access from top and sides.
- Four pryouts with integral strain relief simplify installation of non-metallic sheathed cables.

### Got NAIL!™ Pass-N-Thru™ BAR HANGERS

- Pre-installed nail easily installs in regular lumber, engineered lumber and laminated beams.
- Safety and guidance system prevents snagging, ensures smooth straight nail penetration and allows bar hangers to be easily removed if necessary.
- Automatic levelling flange aligns the housing and lets you hold the housing in place with one hand while driving nails.
- Housing can be positioned at any point within 24" joist span.
- Pass-N-Thru™ feature allows bar hangers to be shortened without removing from plaster frame.
- Score lines allow "toolless" shortening.
- Integral T-bar clip snaps onto T-bars - no additional clips required.

### SOCKET

Two G24q-1 sockets for 13W 4-pin Double Twin Tube compact fluorescent lamps.

### BALLAST

- Electronic universal voltage 120V-277V HPF ballast.
- High ballast factor provides full light output while high power factor and low THD provide efficient electronic operation.
- End of life protection and sound rating A are also standard.

### LABELS

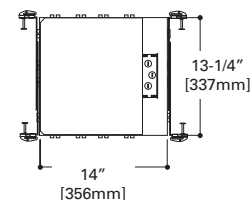
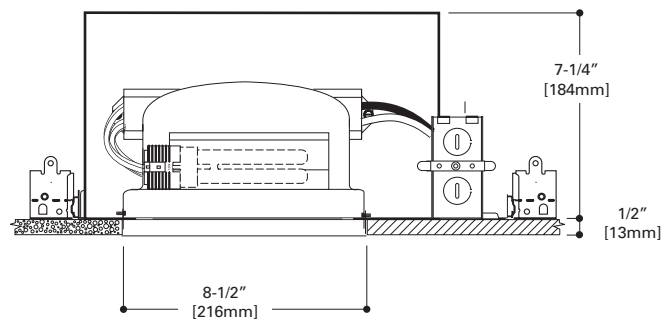
- UL/cUL Listed 1598 Luminaire
- UL/cUL Damp Location Listed
- UL/cUL Listed for Wet Location, covered ceiling
- UL/cUL Listed for Feed Through
- UL/cUL listed for Direct Contact with insulation and combustible material

### QUALIFICATION

#### IC and AIR-TITE™

Certified under ASTM-E283 and listed UL/cUL 1598. May be used to meet insulated ceiling and restricted air-flow requirements such as:

- Washington State Energy Code
- International Energy Conservation Code (IECC)
- New York State Energy Conservation Construction Code (NY-ECCC)
- State of California Title 24 "Recessed Luminaires in Insulated Ceilings."



# H242E

## 8" Aperture, Shallow Ceiling, New Construction, Non-IC Compact Fluorescent, 13W

A shallow ceiling recessed square housing with universal voltage 120V-277V electronic ballast for two horizontally mounted double twin tube 4-pin lamps (lamps by others). The H242E provides energy-efficient compact fluorescent lighting with square trims. For use in non-insulated ceilings. If ceiling insulation is present, it must be kept 3 inches from the fixtures on all sides.



Housing	Wattage	Voltage	CFL Lamp Type (lamp by others)	Generic Lamp Designation	Socket	Ballast	Lamp
H242E	(2) 13W	120V-277V	DTT (Quad Tube)	CFQ13W/G24q	G24q-1 (4-pin)	Electronic	Not included

### FEATURES

#### HOUSING

3-1/2" shallow ceiling height.

#### JUNCTION BOX

Two 3/4" and five 1/2" trade size conduit knockouts

#### BAR HANGERS

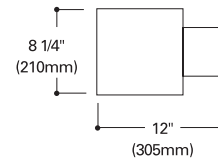
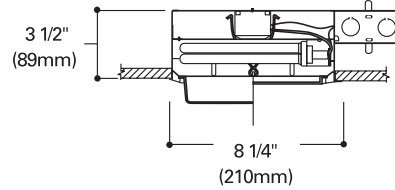
Adjust to span 24" joists.

#### BALLAST

- Universal voltage 120V-277V HPF fluorescent electronic ballast for two 13W double twin tube 4-pin compact fluorescent lamps.
- High ballast factor provides full light output while high power factor and low THD provide efficient electronic operation.
- End of life protection, sound rating A are also standard.

#### LABELS

- UL/cUL Listed
- UL/cUL Damp Location Listed
- UL/cUL Listed for Wet Location, covered ceiling
- UL/cUL Listed for Feed Through



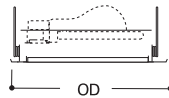
# 10

## Albalite Lens

- Frosted lens
- Torsion spring retention
- PS version is wet location listed and AIR-TITE for use in showers with non conductive, non-corrosive polymer trim

H1T	100W A19
H1IC	60W A19
H1EF	(2) 18W DTT
H1EFICAT	(2) 13W DTT
H242E	(2) 13W DTT

DTT = Double Twin Tube



Outside Diameter:  
9-3/8" [238mm] Square



**10PS**  
White Trim with Glass Albalite Lens,  
Wet Location listed Shower Light

**10P**  
White Trim with Glass Albalite Lens

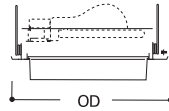
# 11GP

## Drop Diffuser

- Glass drop diffuser
- Torsion spring retention

H1T	100W A19
H1IC	60W A19
H1EF	(2) 18W DTT
H1EFICAT	(2) 13W DTT
H242E	(2) 13W DTT

DTT = Double Twin Tube



Outside Diameter: 9-3/8" [238mm] Square



**11GP**  
White Trim with Glass Drop Diffuser

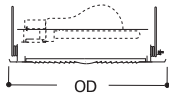
# 13

## Fresnel Lens

- Fresnel glass lens
- Torsion spring retention
- PS version is wet location listed and AIR-TITE for use in showers with non conductive, non-corrosive polymer trim

H1T	100W A19
H1IC	60W A19
H1EF	(2) 18W DTT
H1EFICAT	(2) 13W DTT
H242E	(2) 13W DTT

DTT = Double Twin Tube



Outside Diameter:  
9-3/8" [238mm] Square



**13PS**  
White Trim with Glass Fresnel Lens,  
Wet Location listed Shower Light

**13**  
White Trim with Glass Fresnel Lens

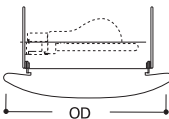
# 15

## All Glass Diffuser

- All glass diffuser - no visible hardware
- Torsion spring retention

H1T	100W A19
H1IC	60W A19
H1EF	(2) 18W DTT
H1EFICAT	(2) 13W DTT
H242E	(2) 13W DTT

DTT = Double Twin Tube



Outside Diameter: 9-3/8" [238mm] Square



**15**  
All Glass Frosted Diffuser

**110**

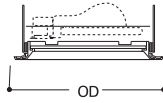
**Albalite Glass Diffuser Shower Light**



- Wet location listed for use in showers
- Torsion spring retention

H1T	100W A19
H1C	60W A19
H1EF	(2) 18W DTT
H1EFICAT	(2) 13W DTT

*DTT = Double Twin Tube*



Outside Diameter: 9-3/8" [238mm] Square



**110P**  
White Trim with Frosted Diffuser

**113**

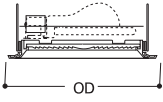
**Fresnel Splay**



- Wet location listed for use in showers
- Torsion spring retention

H1T	100W A19
H1C	60W A19
H1EF	(2) 18W DTT
H1EFICAT	(2) 13W DTT

*DTT = Double Twin Tube*



Outside Diameter: 9-3/8" [238mm] Square



**113P**  
White Splay Trim with Fresnel Lens

# H42T

## 8" Aperture, New Construction, Non-IC 120V Line Voltage

A commercial grade adjustable fixture for use with 300W R40 and BR40 lamps max. Socket and lamp adjust 30° from vertical with 358° rotation.

H42T installations must allow 24" between centers, 1/2" from top of fixture and overhead material and 12" between fixture center and side wall. For use in non-insulated ceilings. If ceiling insulation is present, it must be kept 3 inches from the fixtures on all sides.



### FEATURES

#### HOUSING

Die-formed CRS, matte black finish.

#### PLASTER FRAME

- Die-cast aluminum.
- 1-5/8" deep collar accommodates varying dimensions of ceiling materials.

#### JUNCTION BOX

- Four 1/2" trade size conduit knockouts with true pry-out slots are positioned to accommodate straight conduit runs.
- Separate ground screw provided.

#### BAR HANGERS

- Unit supplied with 18" bar hangers.

#### ADJUSTABLE MOUNTING BRACKET

- 1/2" to 3" vertical adjustment.

#### SOCKET

Porcelain socket with nickel-plated screw shell

#### SOCKET ADJUSTMENT MECHANISM

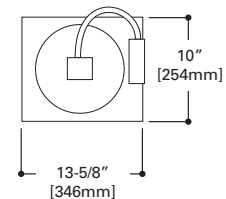
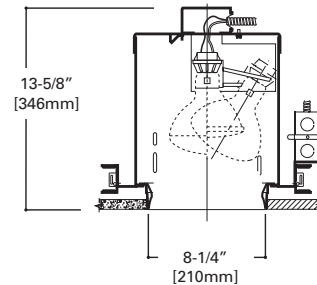
Allows lamp to be adjusted 30° from the vertical with 358° rotation

#### TOP ACCESS

Allows relamping from above or below ceiling

#### LABELS

- UL/cUL Listed 1598 Luminaire
- UL/cUL Damp Location Listed
- UL/cUL Wet Location Listed, covered ceiling
- UL/cUL Listed for Feed Through



## 480

- Spun aluminum in clear specular finish

H42T	300W R40, 300W BR40
------	---------------------

### Reflector



Outside Diameter: 8-3/4" [222mm]



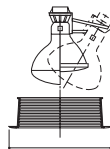
**480**  
White Trim Ring with Clear  
Specular Reflector

## 338

- Baffle Cone

H42T	300W R40, 300W BR40
------	---------------------

### Baffle Cone



Outside Diameter: 8-3/4" [222mm]



**338**  
White Trim Ring with Black Baffle  
Cone



# H46T

8" Aperture, Non-IC  
120V Line Voltage

Commercial grade fixture with deep reflector and baffle trims.

H46T installations must allow 48" spacing between fixture centers, 1/2" from fixture top to overhead materials and 24" between fixture center and side wall. Not suitable for use in residential dwellings. For use in non-insulated ceilings. If ceiling insulation is present, it must be kept 3 inches from the fixtures on all sides.

## FEATURES

### HOUSING

Die-formed CRS, white finish.

### PLASTER FRAME

- Die-cast aluminum.
- 1-5/8" deep collar accommodates varying dimensions of ceiling materials.

### JUNCTION BOX

Four 1/2" and two 3/4" knockouts are provided.

### BAR HANGERS

One piece bar hangers span 24" joists.

### ADJUSTABLE MOUNTING BRACKET

1/2" to 3" vertical adjustment.

### SOCKET

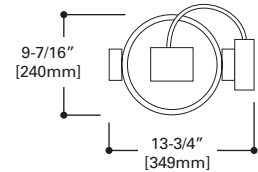
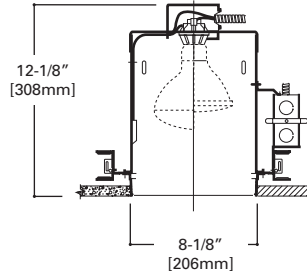
Porcelain socket with nickel-plated screw shell.

### THERMAL PROTECTOR

Provides positive thermal protection.

### LABELS

- UL/cUL Listed 1598 Luminaire
- UL/cUL Damp Location Listed
- UL/cUL Wet Location Listed, covered ceiling
- UL/cUL Listed for Feed Through
- IP Rated (Improper Lamp)

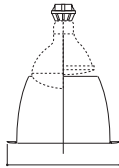


## 466

### Specular Reflector

- Spun aluminum in clear specular clear finish

H46T	150W PAR38 Cool Beam, 250W PAR38, 300W R40, 300W BR40
------	---



Outside Diameter: 8-3/4" [222mm]



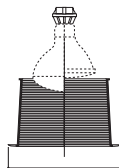
**466**  
White Trim Ring with Clear  
Specular Reflector

## 468

### Coilex Baffle

- Coilex Baffle

H46T	150W PAR38 Cool Beam, 250W PAR38, 300W R40, 300W BR40
------	---



Outside Diameter: 8-3/4" [222mm]



**468**  
White Trim Ring with Black  
Coilex Baffle

# H8T

## 8" Aperture, New Construction, Non-IC 120V Line Voltage

Designed for high wattage applications with lens and adjustable trims. For use in non-insulated ceilings. For use in non-insulated ceilings. If ceiling insulation is present, it must be kept 3 inches from the fixtures on all sides.



### FEATURES

#### HOUSING

Housing can be removed from plaster frame for junction box access.

#### JUNCTION BOX

Four 1/2" and two 3/4" knockouts are provided.

#### BAR HANGERS

One piece bar hangers span 16" joists.

#### SOCKET

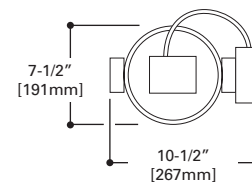
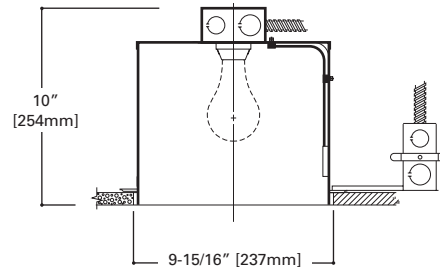
Porcelain socket with nickel-plated screw shell.

#### THERMAL PROTECTOR

Integral thermal protector guards against misuse of insulation materials and improper lamping.

#### LABELS

- UL/cUL Listed 1598 Luminaire
- UL/cUL Damp Location Listed
- UL/cUL Wet Location Listed, covered ceiling
- UL/cUL Listed for Feed Through
- IP Rated (Improper Lamp)

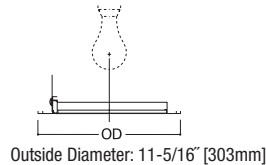


## 80

### Albalite Lens

- Wet Location listed for use in showers

H8T	200W A23
-----	----------



**80P**  
White Trim Ring with Frosted Albalite Lens


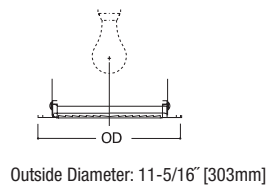


## 83

### Fresnel Lens

- Wet Location listed for use in showers

H8T	200W A23
-----	----------



**83P**  
White Trim Ring with Fresnel Lens

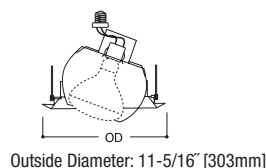


## 89

### Regressed Eyeball

- Regressed eyeball trim

H8T	120W BR40, 150W R40
-----	---------------------



**89P**  
White Trim Ring with White Eyeball



2010 Southern Living Idea House; Senoia, GA  
Builder: John Bynum Custom House, Inc.  
Photography: Charles Plant, Creative Services





# 10"

Incandescent .....	10-2
Compact Fluorescent .....	10-4
HID .....	10-8



## H2T

### 10" Aperture, New Construction, Non-IC 120V Line Voltage, Incandescent

A versatile 10-1/2" square aperture fixture for use with A19 and A21 incandescent lamps. The H2T is complete with a built-in aluminum reflector, plaster frame, and feed-through junction box. A variety of trim styles are available for the H2T housing. H2T provides a versatile housing choice with square trims. For use in non-insulated ceilings. If ceiling insulation is present, it must be kept 3 inches from the fixtures on all sides.



## FEATURES

### REFLECTOR

One piece die formed aluminum reflector.

### PLASTER FRAME

- Galvanized steel construction.
- Reflector adjusts 3/4" in plaster frame.

### JUNCTION BOX

- Six easy to remove 1/2" pryouts allow junction box access from top and sides.
- Four pryouts with integral strain relief simplify installation of non-metallic sheathed cable.

### Got NAIL!™ Pass-N-Thru™ BAR HANGERS

- Pre-installed nail easily installs in regular lumber, engineered lumber and laminated beams.
- Safety and guidance system prevents snagging, ensures smooth straight nail penetration and allows bar hangers to be easily removed if necessary.
- Automatic levelling flange aligns the housing and lets you hold the housing in place with one hand while driving nails.
- Housing can be positioned at any point within 24" joist span.
- Pass-N-Thru™ feature allows bar hangers to be shortened without removing from plaster frame.
- Score lines allow "toolless" shortening.
- Integral T-bar clip snaps onto T-bars - no additional clips required.

### SOCKET

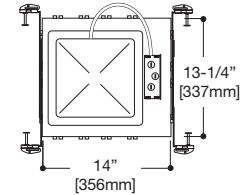
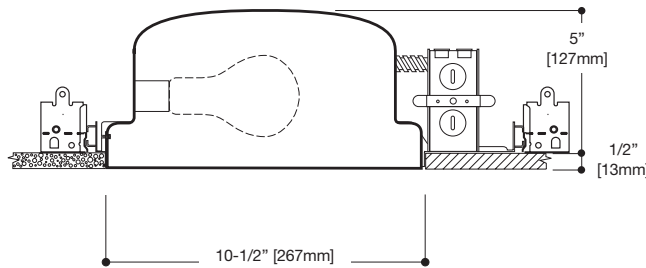
Porcelain socket with nickel plated screw shell for medium base incandescent lamps.

### THERMAL PROTECTOR

Provides protection against improper use of ceiling insulation.

### LABELS


- UL/cUL Listed 1598 Luminaire
- UL/cUL Damp Location Listed
- UL/cUL Listed for Wet Location, covered ceiling
- UL/cUL Listed for Feed Through
- IP Rated (Improper Lamp)



# H2IC

10" Aperture, New Construction, ICAT  
120V Line Voltage, Incandescent

An insulated Ceiling AIR-TITE square aperture fixture for use with A19 incandescent lamps. The H2IC is complete with a built-in aluminum reflector, double wall construction, plaster frame, and feed-through junction box. Different trim styles are available for the H2IC housing. Suitable for applications requiring Insulated Ceiling rated and Restricted Air Flow rated fixtures.



## FEATURES

### REFLECTOR

One piece die formed aluminum reflector.

### PLASTER FRAME

- Galvanized steel construction.
- Reflector adjusts 3/4" in plaster frame.

### HOUSING

Double wall aluminum construction.

### JUNCTION BOX

- Six easy to remove 1/2" pryouts allow junction box access from top and sides.
- Four pryouts with integral strain relief simplify installation of non-metallic sheathed cables.

### Got NAIL!™ Pass-N-Thru™ BAR HANGERS

- Pre-installed nail easily installs in regular lumber, engineered lumber and laminated beams.
- Safety and guidance system prevents snagging, ensures smooth straight nail penetration and allows bar hangers to be easily removed if necessary.
- Automatic levelling flange aligns the housing and lets you hold the housing in place with one hand while driving nails.
- Housing can be positioned at any point within 24" joist span.
- Pass-N-Thru™ feature allows bar hangers to be shortened without removing from plaster frame.
- Score lines allow "toolless" shortening.
- Integral T-bar clip snaps onto T-bars - no additional clips required.

### SOCKET

Porcelain socket with nickel plated screw shell for medium base incandescent lamps.

### THERMAL PROTECTOR

Provides protection against overlamping.

### LABELS

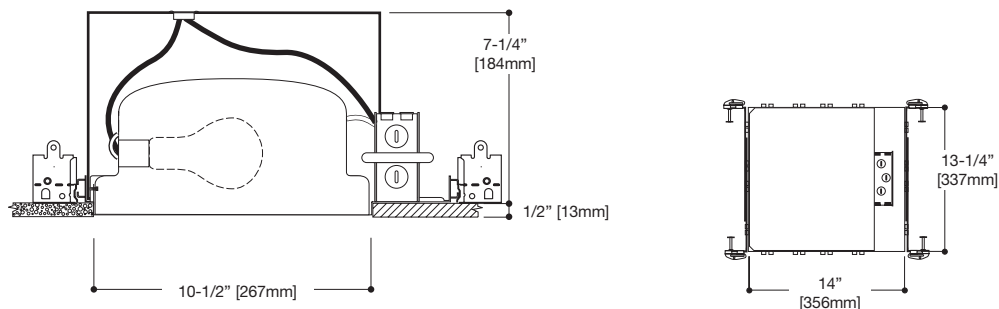
- UL/cUL Listed 1598 Luminaire
- UL/cUL Damp Location Listed
- UL/cUL Listed for Wet Location, covered ceiling
- UL/cUL Listed for Feed Through
- IP Rated (Improper Lamp)

### QUALIFICATION

#### IC and AIR-TITE™

Certified under ASTM-E283 and listed UL/cUL 1598. May be used to meet insulated ceiling and restricted air-flow requirements such as:

- Washington State Energy Code
- International Energy Conservation Code (IECC)
- New York State Energy Conservation Construction Code (NY-ECCC)
- State of California Title 24 "Recessed Luminaires in Insulated Ceilings."





## H2EF

### 10" Aperture, New Construction, Non-IC Compact Fluorescent, 26W DTT

An economical square aperture fixture for use with two 26W Double Twin Tube compact fluorescent lamps. The H2EF is complete with a built-in aluminum reflector, plaster frame, and feed-through junction box. Several different trim styles are available for the H2EF housing. H2EF provides economical operation with DTT compact fluorescent lamps. For use in non-insulated ceilings. If ceiling insulation is present, it must be kept 3 inches from the fixtures on all sides.



Housing	Wattage	Voltage	CFL Lamp Type (lamp by others)	Generic Lamp Designation	Socket	Ballast	Lamps
H2EF	(2) 26W	120V-277V	DTT (Double Triple Tube)	CFQ26W/G24q	G24q-3 (4-pin)	Electronic	Not included

## FEATURES

### REFLECTOR

One piece die formed aluminum reflector.

### PLASTER FRAME

- Galvanized steel construction.
- Reflector adjusts 3/4" in plaster frame.

### JUNCTION BOX

- Six easy to remove 1/2" pryouts allow junction box access from top and sides.
- Four pryouts with integral strain relief simplify installation of non-metallic sheathed cables.

### Got NAIL!™ Pass-N-Thru™ BAR HANGERS

- Pre-installed nail easily installs in regular lumber, engineered lumber and laminated beams.
- Safety and guidance system prevents snagging, ensures smooth straight nail penetration and allows bar hangers to be easily removed if necessary.
- Automatic levelling flange aligns the housing and lets you hold the housing in place with one hand while driving nails.
- Housing can be positioned at any point within 24" joist span.
- Pass-N-Thru™ feature allows bar hangers to be shortened without removing from plaster frame.
- Score lines allow "toolless" shortening for 12" joists.
- Integral T-bar clip snaps onto T-bars - no additional clips required.

### SOCKET

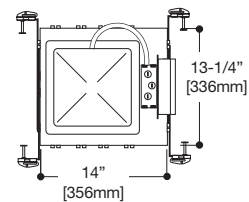
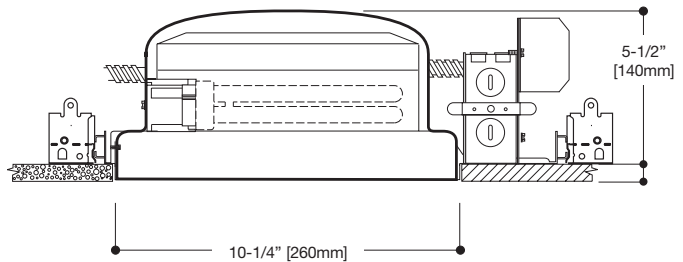
Two G24q-3, 4-pin sockets for 26W Double Twin Tube compact fluorescent lamps.

### BALLAST

- Electronic universal voltage 120V-277V HPF ballast.
- High ballast factor provides full light output while high power factor and low THD provide efficient electronic operation.
- End of life protection and sound rating A are also standard.

### LABELS

- UL/cUL Listed 1598 Luminaire
- UL/cUL Damp Location Listed
- UL/cUL Listed for Wet Location, covered ceiling
- UL/cUL Listed for Feed Through



# H2EFICAT

## 10" Aperture, New Construction, ICAT Compact Fluorescent, 18W DTT

An economical square aperture fixture for use with two 18W Double Twin Tube compact fluorescent lamps. The H2EFICAT is complete with a built-in aluminum reflector, plaster frame, and feed-through junction box. Several different trim styles are available for the H2EFICAT housing. The H2EFICAT is suitable for applications requiring Insulated Ceiling and Restricted Air Flow requirements.



Housing	Wattage	Voltage	CFL Lamp Type (lamp by others)	Generic Lamp Designation	Socket	Ballast	Lamp
H2EFICAT	(2) 18W	120V-277V	DTT (Double Triple Tube)	CFQ18W/G24q	G24q-2 (4-pin)	Electronic	Not included

## FEATURES

### REFLECTOR

One piece die formed aluminum reflector.

### PLASTER FRAME

- Galvanized steel construction.
- Reflector adjusts 3/4" in plaster frame.

### HOUSING

Double wall aluminum construction.

### JUNCTION BOX

- Six easy to remove 1/2" pryouts allow junction box access from top and sides.
- Four pryouts with integral strain relief simplify installation of non-metallic sheathed cables.

### Got NAIL!™ Pass-N-Thru™ BAR HANGERS

- Pre-installed nail easily installs in regular lumber, engineered lumber and laminated beams.
- Safety and guidance system prevents snagging, ensures smooth straight nail penetration and allows bar hangers to be easily removed if necessary.
- Automatic levelling flange aligns the housing and lets you hold the housing in place with one hand while driving nails.
- Housing can be positioned at any point within 24" joist span.
- Pass-N-Thru™ feature allows bar hangers to be shortened without removing from plaster frame.
- Score lines allow "toolless" shortening.
- Integral T-bar clip snaps onto T-bars - no additional clips required.

### SOCKET

Two G24q-2 for 18W 4-pin Double Twin Tube compact fluorescent lamps.

### BALLAST

- Electronic universal voltage 120V-277V HPF ballast.
- High ballast factor provides full light output while high power factor and low THD provide efficient electronic operation.
- End of life protection and sound rating A are also standard.

### LABELS

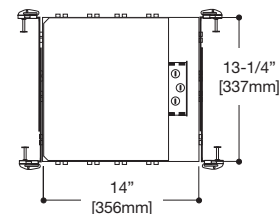
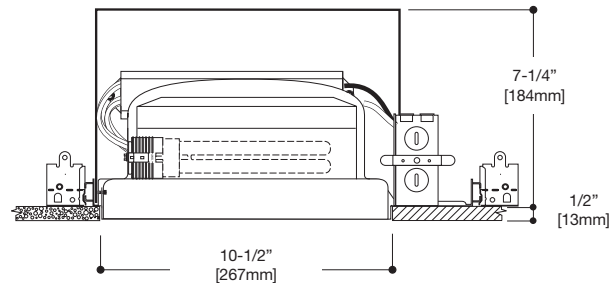
- UL/cUL Listed 1598 Luminaire
- UL/cUL Damp Location Listed
- UL/cUL Listed for Wet Location, covered ceiling
- UL/cUL Listed for Feed Through
- UL/cUL listed for Direct Contact with insulation and combustible material

### QUALIFICATION

#### IC and AIR-TITE™

Certified under ASTM-E283 and listed UL/cUL 1598. May be used to meet insulated ceiling and restricted air-flow requirements such as:

- Washington State Energy Code
- International Energy Conservation Code (IECC)
- New York State Energy Conservation Construction Code (NY-ECCC)
- State of California Title 24 "Recessed Luminaires in Insulated Ceilings."



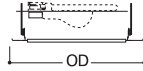
**20**

**Albalite Lens**

- Frosted lens
- Torsion spring retention

H2T	150W A19 or A21
H2IC	75W A19
H2EF	(2) 26W DTT
H2EFCAT	(2) 18W DTT

*DTT = Double Twin Tube*



Outside Diameter:  
11-5/8" [295mm] Square



**20P**  
White Trim with Glass Albalite Lens

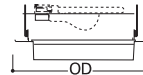
**21GP**

**Drop Diffuser**

- Glass drop diffuser
- Torsion spring retention

H2T	150W A19 or A21
H2IC	75W A19
H2EF	(2) 26W DTT
H2EFCAT	(2) 18W DTT

*DTT = Double Twin Tube*



Outside Diameter:  
11-5/8" [295mm] Square



**21GP**  
White Trim with Glass Drop Diffuser

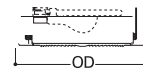
**23**

**Fresnel Lens**

- Glass fresnel lens
- Torsion spring retention

H2T	150W A19 or A21
H2IC	75W A19
H2EF	(2) 26W DTT
H2EFCAT	(2) 18W DTT

*DTT = Double Twin Tube*



Outside Diameter:  
11-5/8" [295mm] Square



**23P**  
White Trim with Glass Fresnel Lens

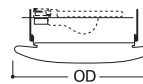
**25**

**All Glass Diffuser**

- All glass diffuser - no visible hardware
- Torsion spring retention

H2T	150W A19 or A21
H2IC	75W A19
H2EF	(2) 26W DTT
H2EFCAT	(2) 18W DTT

*DTT = Double Twin Tube*



Outside Diameter:  
11-5/8" [295mm] Square



**25**  
All Glass Frosted Diffuser

# 120

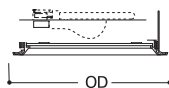
## Albalite Glass Diffuser Shower Light



- Wet location listed for use in showers
- Torsion spring retention

H2T	150W A19 or A21
H2IC	75W A19
H2EF	(2) 26W DTT
H2EFICAT	(2) 18W DTT

DTT = Double Twin Tube



Outside Diameter:  
11-5/8" [295mm] Square



**120P**  
White Splay Trim with Frosted Diffuser

# 123

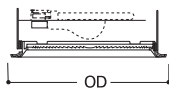
## Fresnel Splay



- Wet location listed for use in showers
- Torsion spring retention

H2T	150W A19 or A21
H2IC	75W A19
H2EF	(2) 26W DTT
H2EFICAT	(2) 18W DTT

DTT = Double Twin Tube



Outside Diameter: 9-3/8" [238mm] Square



**123P**  
White Splay Trim with Fresnel Lens



# M200T

## 10" Aperture, New Construction, Non-IC Metal Halide, HID

A square aperture fixture for use with metal halide medium base lamps. The M200 is complete with a built-in aluminum reflector, plaster frame, and feed-through junction box and ballast tray. The ballast is ordered separately and may be added after the fixture is installed in the ceiling. A variety of trim styles are available for the M200 housing. For use in non-insulated ceilings.

### FEATURES

#### PLASTER FRAME

- Precision die stamped steel frame.
- Die stamped ballast tray.
- Bar hanger brackets on four sides.

#### JUNCTION BOX

- Positioned on ballast mounting bracket to allow straight conduit runs.
- Knockouts for eight 1/2" and one 3/4" conduits.

#### BAR HANGERS

- Two piece bar hangers accommodate joist spacing up to 24".
- Bar hangers can be repositioned 90° to simplify clearance for wiring.

#### SOCKET

Medium base porcelain socket with nickel plated screw shell.

#### BALLAST

- Quick mount plug-in magnetic ballast.
- Dual tap for 120V or 277V.
  - **Note:** In Canada, for dual tap 120/347V ballast, change last digit of ballast number to "8".

• Ballast may be added or changed after the housing is installed.

• Ballasts are available as follows:

#### Metal Halide

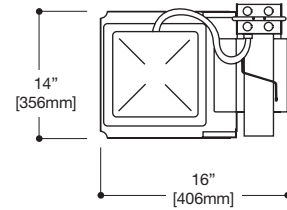
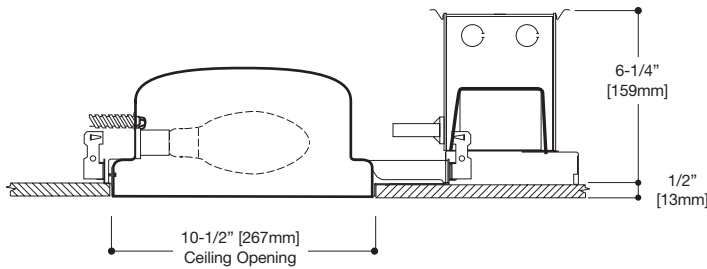
720 = 50W MH (120V/277V)	728 = 50W MH (120V/347V)
730 = 70W MH (120V/277V)	738 = 70W MH (120V/347V)
740 = 100W MH (120V/277V)	748 = 100W MH (120V/347V)

#### INSULATION DETECTOR

Self resetting insulation detector deactivates the fixture if insulation is misapplied.

#### LABELS

- UL/cUL Listed 1598 Luminaire
- UL/cUL Damp Location Listed
- UL/cUL Wet Location Listed, covered ceiling
- UL/cUL Listed for Feed Through

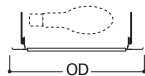


## 20

### Albalite Lens

- Frosted lens
- Torsion spring retention

M200-720	50W Metal Halide
M200-730	70W Metal Halide
M200-740	100W Metal Halide



Outside Diameter:  
11-5/8" [295mm] Square



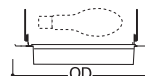
**20P**  
White Trim with Glass Albalite Lens

## 21GP

### Drop Diffuser

- Glass drop diffuser
- Torsion spring retention

M200-720	50W Metal Halide
M200-730	70W Metal Halide
M200-740	100W Metal Halide



Outside Diameter:  
11-5/8" [295mm] Square



**21GP**  
White Trim with Glass Drop Diffuser

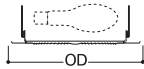


## 23

### Fresnel Lens

- Glass fresnel lens
- Torsion spring retention

M200-720	50W Metal Halide
M200-730	70W Metal Halide
M200-740	100W Metal Halide



Outside Diameter:  
11-5/8" [295mm] Square



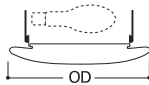
**23P**  
White Trim with Glass Fresnel Lens

## 25

### All Glass Diffuser

- All glass diffuser - no visible hardware
- Torsion spring retention

M200-720	50W Metal Halide
M200-730	70W Metal Halide
M200-740	100W Metal Halide



Outside Diameter:  
11-5/8" [295mm] Square



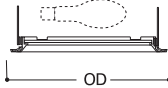
**25**  
All Glass Frosted Diffuser

## 120

### Albalite Glass Diffuser Shower Light

- Wet location listed for use in showers
- Torsion spring retention

M200-720	50W Metal Halide
M200-730	70W Metal Halide
M200-740	100W Metal Halide



Outside Diameter:  
11-5/8" [295mm] Square



**120P**  
White Splay Trim with Frosted  
Diffuser

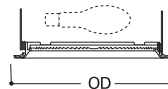
*Showerlight*

## 123

### Fresnel Splay

- Wet location listed for use in showers
- Torsion spring retention

M200-720	50W Metal Halide
M200-730	70W Metal Halide
M200-740	100W Metal Halide




Outside Diameter: 9-3/8" [238mm] Square



**123P**  
White Splay Trim with Fresnel Lens

*Showerlight*




**Shallow IC Housing**

**H221** IC Housing with hanger bars, junction box and magnetic ballast  
**24P** Flush Diffuser Trim

Integral 120V 60 Hz magnetic fluorescent ballast for one 13W Twin Tube 2-pin Compact Fluorescent lamp (F13TT, GX23 base). Junction box listed for through branch circuit wiring and has two 3/4" and five 1/2" knockouts.


Bar hangers will span 24" joists. 3-1/2" height for use in shallow ceilings. May be installed in IC applications. May be installed in ceiling or wall. UL/cUL Damp location listed, Feed through Listed, Replacement Lamp: Available by others or as Halo #Z63  
**Housing:** 8 3/8"L x 4 5/8"D x 3 1/2"H  
**Trim:** 5 1/2" x 9 1/4" (140mm x 235mm)



**Brick Light/Aisle Light**

With thermal protector, brown die cast trim, flat unbreakable lens and tamperproof screws. Non-IC

**H2925T** Incandescent 20W T6 1/2 lamps (Halo Z7). Damp location listed.  
**H2925TW** Incandescent 20W T6 1/2 lamps (Halo Z7). Wet location listed.  
**H2925PL** 7W 2-pin, G23 base compact fluorescent lamps or 9W lamp. UL/cUL Wet location listed.  
**Accessory:** SD2925 Tamper proof screwdriver  
**Housing:** 7 3/8"L x 3 1/2"D x 2 1/4"H  
**Trim:** 8 7/8"L x 3 1/2"H



**Brick Light/Aisle Light**

With thermal protector, brown die cast trim, glare reducing shade and tamperproof screws. Non-IC

**H2926T** Incandescent 20W T6 1/2 lamps (Halo Z7). Damp location listed. IP rated.  
**H2926TW** Incandescent 20W T6 1/2 lamps (Halo Z7). Wet location listed.


**Accessory:** SD2925 Tamper proof screwdriver  
**Housing:** 7 3/8"L x 3 1/2"D x 2 1/4"H  
**Trim:** 8 7/8"L x 3 1/2"H



**H2920ICT Step Light**

Step Light with white louver trim. Wiring connections are made in fixture. 25W A19 lamp.

**Finish:** White (P)  
**Housing:** 8"L x 3 1/2"D x 4 1/2"H  
**Trim:** 9 3/8"L x 5 3/4"H  
IP Rated



**H2922ICT Step Light**

Step Light with white louver trim. Fixture is prewired to junction box. UL/cUL listed junction box rated for feed through. 25W A19 lamp.

**Housing:** 11 5/8"L x 3 1/2"D x 5 1/2"H  
**Finish:** White (P)  
**Trim:** 9 3/8"L x 5 3/4"H  
IC rated for direct contact with insulation and combustible materials. IP Rated



**H2922-120PL Step Light**

Step Light with white louver trim. Fixture is prewired to junction box. UL/cUL listed junction box rated for feed through. Integral 120V, 60 Hz magnetic ballast. 5W / 7W / 9W Twin Tube 2-pin CFL.


**Housing:** 11 5/8"L x 3 1/2"D x 5 1/2"H  
**Finish:** White (P)  
**Trim:** 9 3/8"L x 5 3/4"H  
IC rated for direct contact with insulation and combustible materials.



**H2900T Thru-Wall Light, Non-IC**

Provides lighting on each side of wall. 100W A19. Albalite Lens.

**Housing:** 13 1/2"L x 4"D x 8 1/4"H  
**Finish:** White (P)  
**Trim:** 11 3/8"L x 7 3/4"H  
Non-IC IP Rated.




**H2932ICTW Lensed Wall/Step Light**

UL/cUL Listed for wall mounting in insulation. IC rated for direct contact with insulation and combustible material, UL/cUL listed for damp location; and feed through. White trim with albalite glass lens.

**Housing:** 11-1/2"L (enclosure and J-box) x 5-1/2" W x 3-1/2" D  
**Trim:** 5-3/4" H x 9-3/8" L  
**Finish:** White (P)  
**Lamp:** 25W, A19 max.





### H2932T Closet Light/Shallow Rectangle, Non-IC

60W A19 lamp. White trim with albalite diffuser. Junction box rated for feed through branch applications. For Non-Insulated Ceilings.

**Housing:**

11 5/8"L x 3 1/2"D x 5 1/2"W

**Trim:**

9 3/8"L x 5 3/4"H

UL/cUL Listed



### H37T-401AL Heat Light, Non-IC

250W Infra-Red

8" OD x 5 1/2" Height.

Brushed aluminum trim ring.

For Non-Insulated Ceilings.

IP Rated (Improper Lamp)



### 477 Power-Trac Adapter Trim

Allows (120V) Trac Lampholders (150W max) to be used with recessed installations. Use with H7T, H7ICT, H27T, H7RT, H7RICT, H27RT and H44T housings.

**Finish:**

White with Black Baffle (477P), White with White Baffle (477W)

**OD:** 7 1/4"



### Dichroic Color Filters

For low voltage MR16 units.

**L114** UV Filter

**L120** Red

**L121** Amber

**L122** Yellow

**L123** Green

**L124** Daylight

**L125** Blue

**L127** Cosmetic Color Filters

**L130** Yellow



**GA-ATH5-6PK** - 6-pack H5ICAT Air-Tite™ gaskets

**GA-ATH7-6PK** - 6-pack H7ICAT Air-Tite™ gaskets

Optional accessory gasket covers the ceiling cut-out opening on a finished ceiling.



### Designer Finish Trim Rings

**TRM6P** White Metal

**TRM6C** Chrome

**TRM6SN** Satin Nickel

**TRM6AC** Antique Copper

**TRM6TBZ** Tuscan Bronze

**TRM6MB** Black Metal


**TRM7MB** Black plastic

Metal 7 1/4" OD. Compatible with 310\*, 312\*, 376, 378, 400, 404, 405, 406SC, 406RG, 409, 410, 416, 419, 420, 424, 425, 426\*, 429\*, 446, 448, 455CG, 455SC, 456P, 456W, 477, 478, 1412, 1416, 1475, 2412, 2416, 2475.

\*Supplied with TRM6P white metal trim rings. All others are supplied with white plastic trim rings.




**Oversized Trim Rings**  
**OT400P**  
 6" ID x 9 1/4" OD  
 Oversized white metal trim ring. May be used behind Halo ML7 LED and All-Pro RL7 LED trim rings.  
**OT403P**  
 6" ID x 8" OD  
 Oversized white plastic trim ring.  
 For use when ceiling opening is cut too large. Compatible with 310, 312, 376, 378, 400, 404, 405, 406 (SC and RG only), 409, 410, 416, 419, 420, 424, 425, 426, 429, 446, 448, 477, 478, 1412, 1416, 1475, 2412, 2416, 2475.



**H277 Transformer**  
 Steps 277V line voltage down to 120V fixture operating voltage. 300VA max. For use with Non-IC housings.  
**H347**  
 Same as above but steps 347V down to 120V, 75 VA max. For use with Non-IC housings.  
**H347200**  
 Same as above but steps 347V down to 120V, 200 VA max. For use with Non-IC housings.



**Oversized Trim Rings**  
**OT999P**  
 4" ID x 5 3/4" OD  
 Oversized white metal trim ring. Compatible with 990, 992, 993, 994, 996, 998, 999, 1419, 1420, 1421, 1493 and 1498.



**Optical Lenses**  
 For low voltage MR16 units.  
**L110** Diffuse Sand Blasted Lens  
**L111** Soft Focus Textured Lens  
**L113** Prismatic Lens  
**L115** Linear Spread Lens



**Oversized Trim Ring**  
**OT460P**  
 7 1/2" ID x 11 1/4" OD  
 Oversized white metal trim ring compatible with 466, 468 and 480 trims.  
**800PGR**  
 H800 oversized trim ring. 7 1/2" ID x 8 5/8" OD.



**H930 R Lamp Accessory**  
 R/PAR lamp aiming accessory for H7T, H7TNB, H7RT, H7ICT, H7ICAT, H7RICT, H7RICAT, H7ICTNB, H7ICATNB housings with 310 and 426 trims. Allows lamp to be aimed up to 30° from vertical and rotated 358°. See housing-trim selection for lamp listings.



**Oversized Trim Ring**  
**OT500P**  
 6" ID x 7-1/4" OD  
 Oversized white polymer trim ring for use with H5 series straight sided trims



**Mounting Clips**  
**TB7**  
 T-Bar attachment clips. Set of four. Order one set per fixture. Can also be used with HB424 and HB224 Hanger Bars.  
**RK7**  
 Hold down clips for non-remodel fixtures when hanger bars are not used. Set of four.



**H1999 Socket Extender**  
 For use with selected trims and housings. Extends lamp 1" (25mm).



**SD2925 Screwdriver**  
 Screwdriver for tamper resistant screws supplied with H2925 and H2926 brick lights.


## RS7H

Set of 4 coil springs for use with 301, 310, 401 and 426 trims in the H7 recessed housing family.



## GA-ATTRIM-6PK

Accessory / spare trim gasket for use with H7 and EI/ET 700 family trims.



## Slope Adapters

White .050 spun aluminum. Available as shown in following table. Items in **BOLD** face are stocked

Slope	0°	5°	10°	15°	20°	25°	30°	35°	40°	45°
6" for H44		HSA65	<b>HSA610</b>	HSA615	<b>HSA620</b>	HSA625	<b>HSA630</b>	HSA635	HSA640	
8" for H46	HSA680	HSA85	<b>HSA810</b>	HSA815	<b>HSA820</b>	HSA825	<b>HSA830</b>	HSA835	HSA840	HSA845




## HB224

One piece hanger bar for 24" maximum joist spacing. Set of two.

## HB424

Two piece hanger bar for 24" maximum joist spacing. Set of four pieces. Order one HB424 per fixture.

Hanger bars are compatible with the following housing families: M700, H800, H801, H802, H803, and H880E.



## LAMPS

### INCANDESCENT

#### Lamps

<b>Z7</b>	20W T 6 1/2" IF
<b>Z9</b>	40W R16 FL
<b>Z10</b>	100W BR25
<b>Z28</b>	120V GU10 base, line voltage MR16



### LOW VOLTAGE

<b>Z21</b>	12V Q50W MR16 NSP	<b>Z131</b>	50W MR16/Q/20°/TL (GE TURN-AND-LOCK BASE)
<b>Z26</b>	12V Q50W MR16 NFL	<b>Z124</b>	50W MR16/Q/40°/TL (GE TURN-AND-LOCK BASE)
<b>Z31</b>	12V Q50W MR16 FL		
<b>Z40</b>	12V Q75W MR16 NSP		
<b>Z45</b>	12V Q75W MR16 FL		
<b>Z121</b>	50W MR16/Q/10°/TL (GE TURN-AND-LOCK BASE)		



### COMPACT FLUORESCENT

<b>Z62</b>	22W 15mm PL-C, Gx32d-2 Double Twin Tube Compact Fluorescent (2700°K)	<b>Z142P30</b>	42W Triple Twin Tube(TTT) 4-Pin PL Compact Fluorescent, GX24q-4 (3000°K)
<b>Z128</b>	28W 15mm PL-C Gx32d-3 Double Twin Tube (DTT) 2-Pin Compact Fluorescent (2700°K)	<b>Z118TE30</b>	18W Triple Twin Tube(TTT) 4-Pin Compact Fluorescent, GX24q-2 (3000°K)
<b>Z63</b>	13W Twin Tube Compact Fluorescent, 2-pin, Gx23 (2700°K)	<b>Z126TE30</b>	26W Triple Twin Tube(TTT) 4-Pin Compact Fluorescent, GX24q-3 (3000°K)
<b>Z64</b>	13W Double Twin Tube Compact Fluorescent, 2-pin, Gx23-2( 2700°K)		
<b>Z113E</b>	13W Double Twin Tube (DTT) 4-Pin Compact Fluorescent, G24q-1 (2700°K)		
<b>Z118</b>	18W Double Twin Tube (DTT) 2-Pin Compact Fluorescent, G24d-2 (2700°K)		
<b>Z118E</b>	18W Double Twin Tube (DTT) 4-Pin Compact Fluorescent G24q-2 (2700°K)		
<b>Z126E</b>	26W Double Twin Tube (DTT) 4-Pin Compact Fluorescent, G24q-3 (2700°K)		
<b>Z126P30</b>	26W Triple Twin Tube (TTT) 4-Pin PL Compact Fluorescent, GX24q-3 (3000°K)		
<b>Z132P30</b>	32W Triple Twin Tube (TTT) 4-Pin PL Compact Fluorescent, GX24q-3 (3000°K)		





## PART OF THE HALO FAMILY

- Compatible with Halo housings and trims - mix and match as needed
- UL and cUL listed.
- Meets or exceeds applicable listing and rating requirements.
- Full offering also on the Halo website at [www.cooperlighting.com](http://www.cooperlighting.com)



## Energy Efficient Solutions

- Compact fluorescent 6" housings and trims
- RL7 LED all-purpose LED retrofit module-trim
- ENERGY STAR® qualified
- Can be used for California Title 24 and International Energy Conservation Code (IECC) High Efficacy Luminaire Compliance



## Regressed Locking Screw and Multiple Crimp Points

- Patented regressed screw locks hanger bars in position - regressed design does not interfere with ceiling material.
- Screw can be tightened with slotted or phillips screwdriver or nut driver.
- Multiple bar hanger locking points on the housing allow the downlight to stay in place during drywalling.




## Junction Box with Push-In Wire Connectors

- Push-in wire connectors speed installation - simply strip and insert supply wires into connectors. No additional wire nuts are required.
- Standard on most ALL-PRO housings.
- Integral wire traps for non-metallic sheathed cable - no additional connectors necessary.
- Pry-out (knockouts) for metallic cable and rigid conduit connectors.
- Rated for through branch circuit wiring.




## Full Line of Housings

- 3", 4", 5", 6" Aperture Sizes
- Insulated Ceiling
- "No-Socket-Bracket"
- Line Voltage
- New Construction
- Slope Ceiling
- Remodel
- Low Voltage
- Compact Fluorescent
- AIR-TITE™
- Non-IC
- Shallow Ceiling
- Universal




## AIR-TITE™

- Wide choice of AIR-TITE housings and trims to meet state codes as qualified per test standard ASTM-E283.
- Meets AIR-TITE Code standards such as: California Title 24, IECC, New York - ECC, Washington State EC
- AIR-TITE™ housings have pre-installed gasket



## ALL-NAIL™ Bar Hanger

- Bar hangers have pre-installed nails.
- Bar hangers are pre-installed on housings.
- Integral T-Grid ceiling clip - No additional clips needed.
- Bar hangers can be re-oriented 90° on most All-Pro housings.
- Bar hangers can be shortened without tools.
- Bar hangers have mini leveling foot.



## "No-Socket-Bracket" System


- "No-Socket-Bracket" housings and socket supporting trims speed installation of multiple units.
- Provides consistent lamp position in multiple units.

## Trims



### Wide Trim Selection

- Trim retention system choices include:
  - Torsion springs
  - Friction clips
  - Coil springs
- Many trims available in choice of torsion springs or friction clips.



### Contractor Friendly Trim Rings

- Most All-Pro trims feature an extra wide trim ring.
- Helps hide any cutout irregularities.
- ERT707 and ERT709 trims in white and black baffle include both narrow style and wide style trim ring - use one, discard the other.



### High Gloss Appliance White Finish

- Fingerprints don't show.
- Easy to clean.
- Matches appliances.
- Matches electrical devices - wall plates, switches etc.



LED .....	A-2
3" Incandescent .....	A-4
4" Incandescent .....	A-8
4" Low Voltage .....	A-11
5" Incandescent .....	A-14
6" Incandescent .....	A-19
6" Compact Fluorescent .....	A-45



## RL706830WBS

Sustainable Design

### 6" Aperture LED Recessed Retrofit Replacement Lamp Module-Trim with Dedicated LED High-Efficacy Connector

The All-Pro RL706830WBS LED Module-Trim is for use with Halo H750 LED series 6" aperture recessed housings. The RL706830WBS includes a dedicated LED connector for California Title-24 compliance using a non-screw base socket, and for where a non-screw base high-efficacy luminaire is required. The RL7 with integral LED driver offers 120 volt dimming capability. The RL7 lens provides uniform illumination and wet location listing. The RL7 die-cast construction makes any housing AIR-TITE for added HVAC savings and code compliance.

## FEATURES

### MECHANICAL

#### Module Trim

- Module construction includes LED, heat sink, reflector, lens, baffle and trim ring
- Durable die-cast aluminum construction
- Heat sink designed to conduct heat away from the LED keeping the junction temperatures below specified maximums, even when installed in insulated ceiling environments
- High Gloss Appliance White paint finish

#### Lens

- Impact-resistant polycarbonate
- Convex form for lamp-like appearance
- High lumen transmission
- Diffusing for even illumination

### MOUNTING

#### Torsion Spring Brackets

- Precision formed steel torsion spring brackets secure torsion springs to fit compatible housings with torsion spring mounting tabs.
- Accessory (included) 5" and 6" Friction Blade Kit: Stainless steel friction blade provide alternative to torsion springs for retrofit in 5" and 6" housings without torsion spring mounting tabs.
- Friction blade design allows the RL7 to be installed in any position within the housing aperture (360 degrees).

#### Housing Compatibility

RL706830WBS LED Retrofit Module is listed with HALO H750 Series housings: H750ICAT, H750RICAT, H750T, H750TCP

### LED

- 636 lumens
- Color Temperature: 3000°K
- CRI: 81
- Lumen Maintenance: L70/50 70% lumens / 50,000 hours
- Efficacy 43.47 Lumens per Watt
- LED is a chip on board design consisting of a multiple LED package to create one virtual light source for a productive "cone of light".

### ELECTRICAL

#### Power Connections

- LED connector is a non-screw base luminaire disconnect offering easy installation with the matching Halo H750 Series housings.
- Connector meets California Title-24 high-efficacy luminaire requirement for a non-screw base socket, and where required to qualify as a high-efficacy luminaire.
- HE26LED adapter available (order separately) if needed to accommodate a standard screw base ICAT housing
- Separate grounding cable included on the RL7 module for attachment to the housing during installation.

### LED DRIVER

- Dimmable driver is a 120 Volt, high efficiency, electronic power supply providing DC power to the LED.
- Driver meets FCC EMI/RFI Consumer Level limits for use in residential and commercial installations.
- Driver features high power factor and low THD and has integral thermal protection in the event of over temperature or internal failure.
- Driver is specifically designed for compatibility with RL7 series LED.
- Driver mounts externally to the module, allowing future replacement, if needed.

### DIMMING

- The RL7 LED is dimmable to 15% with standard 120V electronic low voltage dimmers (recommended), and many incandescent / magnetic low voltage dimmers; and dims to 5% using dimmers with low end trim adjustment.
- Note: Standard incandescent dimmers require a minimum load of typically >40 watts on the circuit for full range dimming performance (four LED modules).
- Note: For dimming with digital (smart) multi-location dimmers or when dimming fewer than four LED modules, electronic low voltage dimmers are required (ELV dimmers need a neutral connection in the wallbox).
- Refer to specification sheets online for dimming information, and refer to dimmer manufacturers for compatibility.

### LABELS

- UL/cUL Listed
- UL/cUL Listed for Damp Location
- UL/cUL Listed for Wet Location, covered ceiling
- May be installed in housings in direct contact with insulation and combustible material

### COMPLIANCE

- ENERGY STAR® SSL qualified
- Can be used for State of California Title 24 high efficacy luminaire compliance
- Can be used for International Energy Conservation Code (IECC) high efficacy luminaire compliance

### QUALIFICATION

#### IC and AIR-TITE™

Certified under ASTM-E283 and listed UL/cUL 1598 with compatible housings, may be used to meet insulated ceiling and restricted air-flow requirements such as:

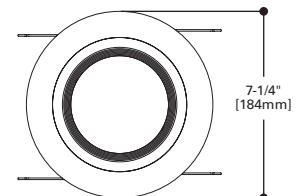
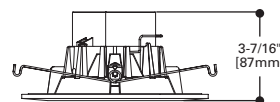
- Washington State Energy Code
- International Energy Conservation Code (IECC)
- New York State Energy Conservation Construction Code (NY-ECCC)
- State of California Title 24 "Recessed Luminaires in Insulated Ceilings."



### ACCESSORIES

#### (Order Separately)

- HE26LED=Screw base adapter
- HE26LED24PK=Screw base adapter, 24 pack





## 5" / 6" Aperture LED Recessed Retrofit Replacement Lamp Module-Trim with E26 Medium Screw base

The All-Pro RL706830E26WBS is a retrofit LED Module-Trim for 5" and 6" aperture recessed downlights. The RL706830E26WBS is designed for use with compatible 5" and 6" housings including the Halo H25, H5, H27, H7, H7U series and All-Pro ET/EI500, ET/EI2700, ET/EI700. The RL7 with integral LED driver offers 120 volt dimming capability. The RL7 lens provides uniform illumination and wet location listing. The RL7 die-cast construction makes any housing AIR-TITE for added HVAC savings and code compliance.



## FEATURES

### MECHANICAL

#### Module Trim

- Module construction includes LED, heat sink, reflector, lens, baffle and trim ring
- Durable die-cast aluminum construction
- Heat sink designed to conduct heat away from the LED keeping the junction temperatures below specified maximums, even when installed in insulated ceiling environments
- High Gloss Appliance White paint finish

#### Lens

- Impact-resistant polycarbonate
- Convex form for lamp-like appearance
- High lumen transmission
- Diffusing for even illumination

### MOUNTING

#### Torsion Spring Brackets

- Precision formed steel torsion spring brackets secure torsion springs to fit compatible housings with torsion spring mounting tabs.
- Accessory (included) 5" and 6" Friction Blade Kit: Stainless steel friction blade provide alternative to torsion springs for retrofit in 5" and 6" housings without torsion spring mounting tabs.
- Friction blade design allows the RL7 to be installed in any position within the housing aperture (360 degrees).

#### Housing Compatibility

RL706830E26WBS UL/cUL Listed for installation in the following Halo and All-Pro E26 screw based 5" and 6" standard and shallow recessed housings:

**HALO:** H71CAT, H7RICAT, H7ICT, H7RICT, H7ICATNB, H7ICTNB, H7T, H7RT, H7TNB, H7TCP, H7UICAT, H7UICAT, H27ICAT, H27RICAT, H27ICT, H27RICT, H27T, H27RT, H51CAT, H5RICAT, H5T, H5RT, H25ICAT

**All-Pro:** EI500AT, EI500RAT, ET500, ET500R, EI700AT, EI700RAT, EI700ATNB, EI700, EI700R, EI700ATNB, EI700NB, ET700, ET700R, EI700U, EI700UAT, EI2700AT, EI2700, EI2700R, ET2700, ET2700R

RL7LED has UL classified listing with other housings - see specifications online at [www.cooperlighting.com](http://www.cooperlighting.com).

### LED

- 636 lumens
- Color Temperature: 3000°K
- CRI: 81
- Lumen Maintenance: L70/50 70% lumens / 50,000 hours
- Efficacy 43.47 Lumens per Watt
- LED is a chip on board design consisting of a multiple LED package to create one virtual light source for a productive "cone of light"

### ELECTRICAL

#### Power Connections

- E26 medium screw-base Edison connector provides easy retrofit of incandescent housings.

#### Ground Connection

- Separate grounding cable included on the RL7 module for attachment to the housing during installation.

### LED DRIVER

- Dimmable driver is a 120 Volt, high efficiency, electronic power supply providing DC power to the LED.

- Driver meets FCC EMI/RFI Consumer Level limits for use in residential and commercial installations.
- Driver features high power factor and low THD and has integral thermal protection in the event of over temperature or internal failure.
- Driver is specifically designed for compatibility with RL7 series LED.
- Driver mounts externally to the module, allowing future replacement, if needed.

### DIMMING

- The RL7 LED is dimmable to 15% with standard 120V electronic low voltage dimmers (recommended), and many incandescent / magnetic low voltage dimmers; and dims to 5% using dimmers with low end trim adjustment.
- Note: Standard incandescent dimmers require a minimum load of typically >40 watts on the circuit for full range dimming performance (four LED modules).
- Note: For dimming with digital (smart) multi-location dimmers or when dimming fewer than four LED modules, electronic low voltage dimmers are required (ELV dimmers need a neutral connection in the wallbox).
- Refer to specification sheets online for dimming information, and refer to dimmer manufacturers for compatibility.

### LABELS

- UL/cUL Listed
- UL/cUL Listed for Damp Location
- UL/cUL Listed for Wet Location, covered ceiling
- May be installed in housings in direct contact with insulation and combustible material

### COMPLIANCE

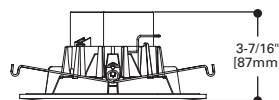
- ENERGY STAR® SSL qualified
- Can be used for International Energy Conservation Code (IECC) high efficacy luminaire compliance

### QUALIFICATION

#### IC and AIR-TITE™

Certified under ASTM-E283 and listed UL/cUL 1598 with compatible housings, may be used to meet insulated ceiling and restricted air-flow requirements such as:

- Washington State Energy Code
- International Energy Conservation Code (IECC)
- New York State Energy Conservation Construction Code (NY-ECCC)
- State of California Title 24 "Recessed Luminaires in Insulated Ceilings."





## ETR300, ETR300W

### 3" Round Aperture Recessed Housing and Trim Kit 60W PAR16 Tungsten Halogen Reflector Lamp

ETR300 3" Round Aperture Non-IC AIR-TITE Housing for 60W PAR16 screw base reflector lamp. Black Baffle with Gloss White Trim Ring included.

ETR300W 3" Round Aperture Non-IC AIR-TITE Housing for 60W PAR16 screw base reflector lamp. White Baffle with Gloss White Trim Ring included.

For use in non-insulated ceilings. If ceiling insulation is present, it must be kept 3" from the fixtures on all sides.



## FEATURES

### HOUSING

Round die-formed CRS with gray powder coat finish.

### PLASTER FRAME

- Galvanized steel construction.
- Boat-shaped plaster frame design with removable bar hangers for installation in new construction or in remodel construction from below the finished ceiling.
- ALL-PRO and ProSeries identity printed on plaster frame.

### AIR-TITE GASKETS

Closed cell gaskets restrict airflow, meeting air tight code requirements without additional caulking.

### TRIMS

Baffle trims in Gloss White or Black with Gloss White trim rings. Friction type springs hold baffle trims securely in the housing.

### JUNCTION BOX

- Four 1/2" trade size conduit knockouts with true pry-out slots.
- Rated for feed through.
- Three Quick connect push type wire connectors included.

### ALL-NAIL™ BAR HANGERS

Bar Hanger features include:

- Pre-installed nail.
- Mini leveling foot aligns the housing to the bottom of the joist.
- Housing can be positioned at any point within 24" joist spans
- Score lines allow tool-free shortening for narrow joist spacing.
- Integral T-bar clip snaps onto T-bars – no additional clips are required

### SOCKET

Ceramic E26 Medium Screw base.

### THERMAL PROTECTOR

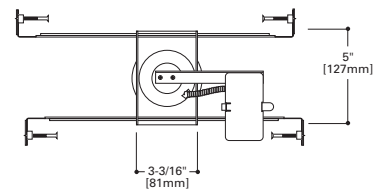
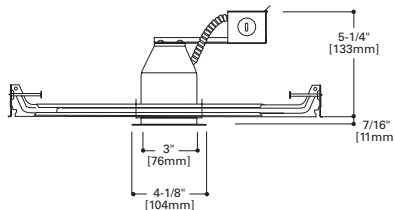
Self resetting thermal protector protects against improper lamping and direct contact with insulation.

### LAMP

60W, 120V, E26 base PAR16 reflector lamp (by others).

### LABELS

- UL/cUL Listed
- UL/cUL Listed for Damp Location
- UL/cUL Listed for Feed Through
- IP Rated (Improper Lamp)
- Certified under ASTM-E283 standard for air-tight construction.

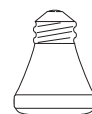


## Complete Fixture Includes Housing and Trims



**ETR300W**  
White Trim, White Baffle

**ETR300**  
White Trim, Black Baffle



60W, 120V, E26 PAR16 Lamp  
(by others)

# ETR350, ETR350W

## 3" Round Aperture Recessed Housing and Trim Kit 50W MR16 120V GU10 Tungsten Halogen Reflector Lamp

ETR350 3" Round Aperture Non-IC AIR-TITE Housing for 50W MR16-120V GU10 lamp. Black Baffle with Gloss White Trim Ring included.

ETR350W 3" Round Aperture Non-IC AIR-TITE Housing for 50W MR16-120V GU10 lamp. White Baffle with Gloss White Trim Ring included.

For use in non-insulated ceilings. If ceiling insulation is present, it must be kept 3" from the fixtures on all sides.



### FEATURES

#### HOUSING

Round die-formed CRS with gray powder coat finish.

#### PLASTER FRAME

- Galvanized steel construction.
- Boat-shaped plaster frame design with removable bar hangers for installation in new construction or in remodel construction from below the finished ceiling.
- ALL-PRO and ProSeries identity printed on plaster frame.

#### AIR-TITE GASKETS

Closed cell gaskets restrict airflow, meeting air tight code requirements without additional caulking.

#### TRIMS

Baffle trims in Gloss White or Black with Gloss White trim rings. Friction type springs hold baffle trims securely in the housing.

#### JUNCTION BOX

- Four 1/2" trade size conduit knockouts with true pry-out slots.
- Rated for feed through.
- Three Quick connect push type wire connectors included.

#### ALL-NAIL™ BAR HANGERS

Bar Hanger features include:

- Pre-installed nail.
- Mini leveling foot aligns the housing to the bottom of the joist.
- Housing can be positioned at any point within 24" joist spans
- Score lines allow tool-free shortening for narrow joist spacing.
- Integral T-bar clip snaps onto T-bars – no additional clips are required

#### SOCKET

GU10 base for bi-pin 120V line voltage halogen lamps.

#### THERMAL PROTECTOR

Self resetting thermal protector protects against improper lamping and direct contact with insulation.

#### LAMP

50W, 120V, GU10 base, MR16 reflector lamp (by others).

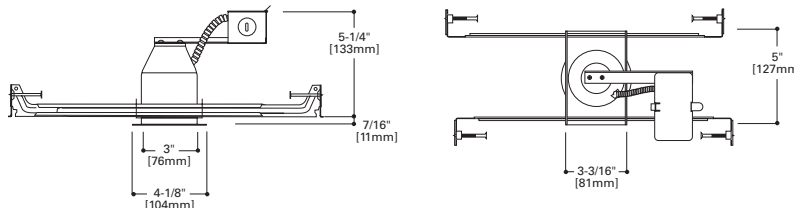
#### LABELS

- UL/cUL Listed
- UL/cUL Listed for Damp Location
- UL/cUL Listed for Feed Through
- IP Rated (Improper Lamp)
- Certified under ASTM-E283 standard for air-tight construction.

#### ACCESSORIES

(Order Separately)

Z28=50W, 120V, GU10 base, MR16 lamp

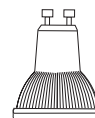


### Complete Fixture Includes Housing and Trims




**ETR300W**  
White Trim, White Baffle

**ETR300**  
White Trim, Black Baffle



**Z28**  
50W, 120V, GU10 base, MR16 lamp (order separately)



## ETS300, ETS300W

### 3" Square Aperture Recessed Housing and Trim Kit 60W PAR16 Tungsten Halogen Reflector Lamp

ETS300 3" Square Aperture Non-IC AIR-TITE Housing for 60W PAR16 screw base reflector lamp. Black Baffle with Gloss White Trim Ring included.

ETS300W 3" Square Aperture Non-IC AIR-TITE Housing for 60W PAR16 screw base reflector lamp. White Baffle with Gloss White Trim Ring included.

For use in non-insulated ceilings. If ceiling insulation is present, it must be kept 3" from the fixtures on all sides.



## FEATURES

### HOUSING

Square die-formed CRS with gray powder coat finish.

### PLASTER FRAME

- Galvanized steel construction.
- Boat-shaped plaster frame design with removable bar hangers for installation in new construction or in remodel construction from below the finished ceiling.
- ALL-PRO and ProSeries identity printed on plaster frame.

### AIR-TITE GASKETS

Closed cell gaskets restrict airflow, meeting air tight code requirements without additional caulking.

### TRIMS

Baffle trims in Gloss White or Black with Gloss White trim rings. Friction type springs hold baffle trims securely in the housing.

### JUNCTION BOX

- Four 1/2" trade size conduit knockouts with true pry-out slots.
- Rated for feed through.
- Three Quick connect push type wire connectors included.

### ALL-NAIL™ BAR HANGERS

Bar Hanger features include:

- Pre-installed nail.
- Mini leveling foot aligns the housing to the bottom of the joist.
- Housing can be positioned at any point within 24" joist spans
- Score lines allow tool-free shortening for narrow joist spacing.
- Integral T-bar clip snaps onto T-bars – no additional clips are required

### SOCKET

Ceramic E26 Medium Screw base.

### THERMAL PROTECTOR

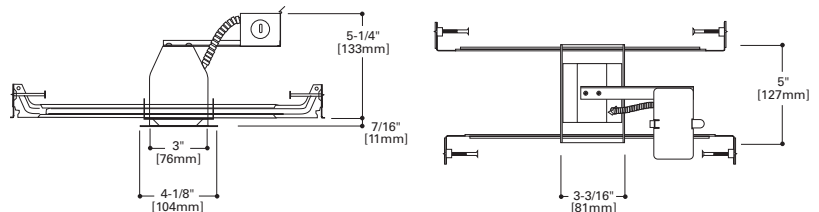
Self resetting thermal protector protects against improper lamping and direct contact with insulation.

### LAMP

60W, 120V, E26 base PAR16 reflector lamp (by others).

### LABELS

- UL/cUL Listed
- UL/cUL Listed for Damp Location
- UL/cUL Listed for Feed Through
- IP Rated (Improper Lamp)
- Certified under ASTM-E283 standard for air-tight construction.

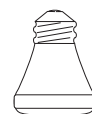


## Complete Fixture Includes Housing and Trims



**ETS300W**  
White Trim, White Baffle

**ETS300**  
White Trim, Black Baffle



60W, 120V, E26 PAR16 Lamp  
(by others)


# ETS350, ETS350W

## 3" Square Aperture Recessed Housing and Trim Kit 50W MR16 120V GU10 Tungsten Halogen Reflector Lamp

ETS350 3" Square Aperture Non-IC AIR-TITE Housing for 50W MR16-120V GU10 lamp. Black Baffle with Gloss White Trim Ring included.

ETS350W 3" Square Aperture Non-IC AIR-TITE Housing for 50W MR16-120V GU10 lamp. White Baffle with Gloss White Trim Ring included.

For use in non-insulated ceilings. If ceiling insulation is present, it must be kept 3" from the fixtures on all sides.



### FEATURES

#### HOUSING

Square die-formed CRS with gray powder coat finish.

#### PLASTER FRAME

- Galvanized steel construction.
- Boat-shaped plaster frame design with removable bar hangers for installation in new construction or in remodel construction from below the finished ceiling.
- ALL-PRO and ProSeries identity printed on plaster frame.

#### AIR-TITE GASKETS

Closed cell gaskets restrict airflow, meeting air tight code requirements without additional caulking.

#### TRIMS

Baffle trims in Gloss White or Black with Gloss White trim rings. Friction type springs hold baffle trims securely in the housing.

#### JUNCTION BOX

- Four 1/2" trade size conduit knockouts with true pry-out slots.
- Rated for feed through.
- Three Quick connect push type wire connectors included.

#### ALL-NAIL™ BAR HANGERS

Bar Hanger features include:

- Pre-installed nail.
- Mini leveling foot aligns the housing to the bottom of the joist.
- Housing can be positioned at any point within 24" joist spans
- Score lines allow tool-free shortening for narrow joist spacing.
- Integral T-bar clip snaps onto T-bars – no additional clips are required

#### SOCKET

GU10 base for bi-pin 120V line voltage halogen lamps.

#### THERMAL PROTECTOR

Self resetting thermal protector protects against improper lamping and direct contact with insulation.

#### LAMP

50W, 120V, GU10 base, MR16 reflector lamp (by others).

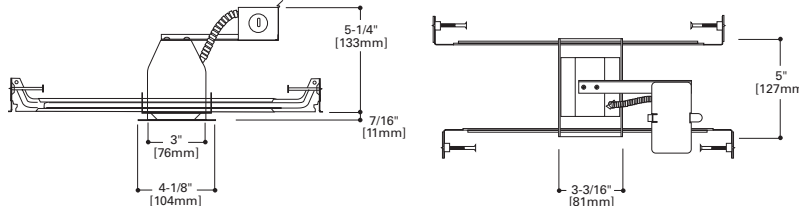
#### LABELS

- UL/cUL Listed
- UL/cUL Listed for Damp Location
- UL/cUL Listed for Feed Through
- IP Rated (Improper Lamp)
- Certified under ASTM-E283 standard for air-tight construction.

#### ACCESSORIES

(Order Separately)

Z28=50W, 120V, GU10 base, MR16 lamp

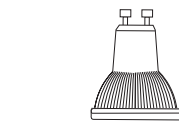


### Complete Fixture Includes Housing and Trims



**ETS300W**  
White Trim, White Baffle

**ETS300**  
White Trim, Black Baffle



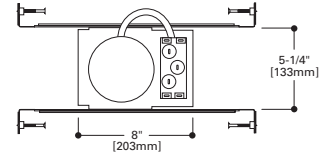
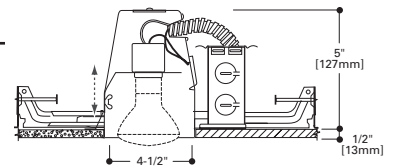
**Z28**  
50W, 120V, GU10 base, MR16 lamp (order separately)



## ET400ATSB

4" Aperture, New Construction, Non-IC, AIR-TITE, 120V Line Voltage with Adjustable Socket Brackets

The ET400SB is a Non-IC, AIR-TITE™ housing designed for use with small aperture trims. The shallow height allows it to be used in spaces where vertical height is limited. The ET400SB can be installed in new construction or where there is access above the ceiling. For use in non-insulated ceilings. If ceiling insulation is present, it must be kept 3" from the fixtures on all sides.



### FEATURES

#### HOUSING

Die-formed CRS with gray powder coat finish.

#### PLASTER FRAME

- Housing is secured in plaster frame with spring barbs.
- The housing can be adjusted in the plaster frame.
- The housing can be removed from the plaster frame to provide access to the junction box.

#### JUNCTION BOX

- Positioned to accommodate straight conduit runs.
- Seven conduit knockouts are uniform 1/2" size with true pryout slots.
- Four pryouts with integral strain relief simplify "NM" non-metallic sheathed cable installation.
- Three quick connect wire connectors included.

#### ALL-NAIL™ BAR HANGERS

Bar Hanger features include:

- Pre-installed nail.
- Mini leveling foot aligns the housing to the bottom of the joist.
- Housing can be positioned at any point within 24" joist spans
- Score lines allow tool-free shortening for narrow joist spacing.

- Bar hangers may be repositioned 90° on plaster frame
- Integral T-bar clip snaps onto T-bars – no additional clips are required

#### SOCKET

Adjustable position bracket with porcelain socket and nickel plated brass screw shell provides flexibility in lamp positioning.

#### THERMAL PROTECTOR

Self resetting thermal protector deactivates fixture if overheating occurs due to improper lamping or misapplied insulation.

#### LABELS

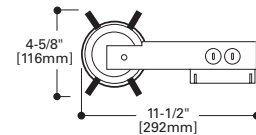
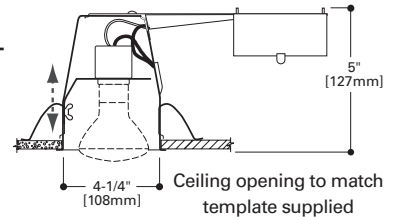
- UL/cUL Listed 1598 Luminaire
- UL/cUL Listed for Damp Location
- UL/cUL Listed for Feed Through
- UL/cUL Listed for Wet Location, covered ceiling
- Certified Under ASTM-E283 for air tight construction



## ET400RATSB

4" Aperture, Remodel, Non-IC, AIR-TITE 120V Line Voltage with Adjustable Socket Brackets

The ET400RSB is a Non-IC, AIR-TITE™ remodel housing designed for use with small aperture trims. The shallow height allows it to be used in spaces where vertical height is limited. The ET400RSB is installed from below the ceiling. For use in non-insulated ceilings. If ceiling insulation is present, it must be kept 3" from the fixtures on all sides.



### FEATURES

#### HOUSING

Die-formed CRS with gray powder coat finish.

#### REMODEL CLIPS

Four remodel clips secure housing and accommodate 1/2" and 5/8" ceiling thickness.

#### JUNCTION BOX

- Seven conduit knockouts are uniform 1/2" size with true pryout slots.
- Four pryouts with integral strain relief simplify "NM" non-metallic sheathed cable installation.
- Three quick connect wire connectors included.

#### SOCKET

Adjustable position porcelain socket with nickel plated brass screw shell provides flexibility in lamp positioning.

#### THERMAL PROTECTOR

Self resetting thermal protector deactivates fixture if overheating occurs due to improper lamping or misapplied insulation.

#### LABELS

- UL/cUL Listed 1598 Luminaire
- UL/cUL Listed for Damp Location
- UL/cUL Listed for Feed Through
- UL/cUL Listed for Wet Location, covered ceiling
- Certified Under ASTM-E283 for air tight construction

# EI400ATSB

## 4" Aperture, New Construction, ICAT, AIR-TITE 120V Line Voltage with Adjustable Socket Brackets

The EI400ATSB is a small aperture housing for providing accent and task lighting. The EI400ATSB is designed for use in insulated ceilings where it will be in direct contact with insulation. AIR-TITE design meets restricted airflow requirements.



## FEATURES

### HOUSING

#### Outer Housing

Aluminum construction with IC - insulated ceiling and AT - AIR-TITE™ ratings.

#### Inner Housing

Double wall aluminum construction helps dissipate heat. The inner housing can be adjusted in the plaster frame to compensate for different ceiling materials.

### PLASTER FRAME

- Galvanized steel construction.
- The inner housing can be removed from the plaster frame to provide access to the junction box.
- Plaster frame includes locking screws for hanger bars and cutouts for crimping hanger bars in position.
- AIR-TITE gasket is pre-installed.

### JUNCTION BOX

- Positioned to accommodate straight conduit runs.
- Seven conduit knockouts are uniform 1/2" size with true pryout slots.
- Four pryouts with integral strain relief simplify "NM" non-metallic sheathed cable installation.
- Three quick connect wire connectors included.

### ALL-NAIL™ BAR HANGERS

Bar Hanger features include:

- Pre-installed nail.
- Mini leveling foot aligns the housing to the bottom of the joist.
- Housing can be positioned at any point within 24" joist spans
- Score lines allow tool-free shortening for narrow joist spacing.
- Integral T-bar clip snaps onto T-bars – no additional clips are required

### SOCKET

Adjustable position bracket with porcelain socket and nickel plated brass screw shell provides flexibility in lamp positioning.

### THERMAL PROTECTOR

Self resetting thermal protector deactivates fixture if overheating occurs due to improper lamping or misapplied insulation.

### LABELS

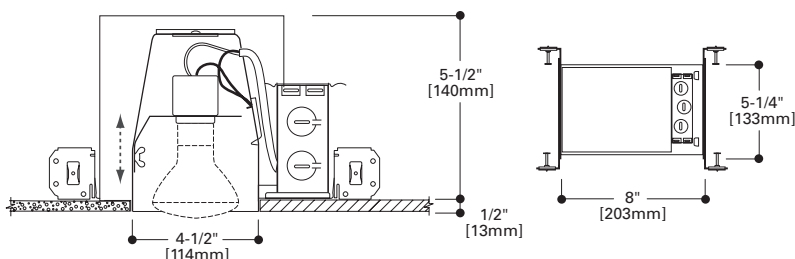
- UL/cUL Listed 1598 Luminaire
- UL/cUL Listed for Damp Location
- UL/cUL Listed for Wet Location, covered ceiling
- UL/cUL Listed for Feed Through
- UL/cUL Listed for Direct Contact with Insulation and combustible material

### QUALIFICATION

#### IC and AIR-TITE™

Certified under ASTM-E283 and listed UL/cUL 1598. May be used to meet insulated ceiling and restricted air-flow requirements such as:

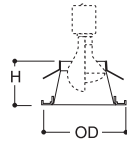
- Washington State Energy Code
- International Energy Conservation Code (IECC)
- New York State Energy Conservation Construction Code (NY-ECCC)
- State of California Title 24 "Recessed Luminaires in Insulated Ceilings."



## ERT403

### Clear Specular Reflector

ET400SB	50W R20, 40W R16, 40W A19 (50W PAR20 ET400RSB only)
ET400RSB	
EI400ATSB	35W PAR20, 30W R20, 40W R16, 40W A19, 50W PAR 20



Height: 2-1/2" [63mm]  
Outside Diameter: 5" [127mm]

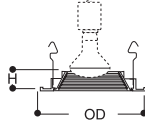


**ERT403**  
High Gloss Appliance White Trim with Clear Specular Reflector

## ERT401

### Plastic Step Baffle

ET400SB	40W R16, 50W PAR20, 50W R20
ET400RSB	
EI400ATSB	35W PAR20, 30W R20



Height: 1-1/8" [28mm]  
Outside Diameter: 5" [127mm]



**ERT401WHT**  
High Gloss Appliance White Trim Ring with White Baffle

**ERT401**  
High Gloss Appliance White Trim Ring with Black Baffle


## ERT402

### Eyeball - 30° Tilt

ET400SB	40W R16, 60W PAR16
ET400RSB	
EI400ATSB	40W R16, 45W PAR16



Aperture: 2-1/8" [54mm]  
Outside Diameter: 5" [127mm]

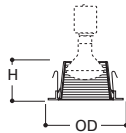


**ERT402**  
High Gloss Appliance White Trim Ring with White Eyeball

## ERT410

### Metal Baffle

ET400SB	40W R16, 50W PAR20, 50W R20
ET400RSB	
EI400ATSB	30W R20, 35W PAR20, 50W PAR20



Height: 2-5/8" [67mm]  
Outside Diameter: 5-1/16" [129mm]



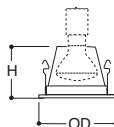
**ERT410WHT**  
High Gloss Appliance White Metal Baffle, Gloss White Trim Ring

**ERT410**  
Black Metal Baffle, Gloss White Trim Ring

## ERT455

### Prismatic Glass Lens Shower Light

ET400SB	40W A19, 50W PAR20, 50W R20
ET400RSB	
EI400ATSB	30W R20, 35W PAR20



Height: 2-5/8" [67mm]  
Outside Diameter: 5-1/16" [129mm]



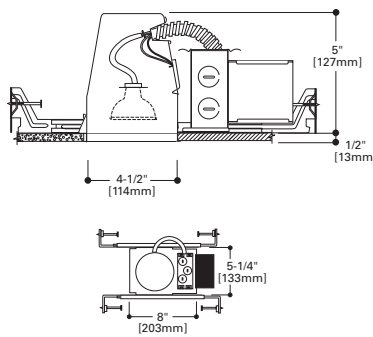
**ERT455**  
Shower Light, High Gloss Appliance White Trim Ring



## ET400LVAT

### 4" Aperture, New Construction, Non-IC, AIR-TITE 12V Low Voltage, MR16

The ET400LV is a small aperture low voltage housing for providing accent and task lighting. For use in non-insulated ceilings. If ceiling insulation is present, it must be kept 3" from the fixtures on all sides.



## FEATURES

### HOUSING

Die-formed CRS with gray powder coat finish.

### PLASTER FRAME

- Housing is secured in plaster frame with spring bars.
- The housing can be adjusted in the plaster frame.
- The housing can be removed from the plaster frame to provide access to the junction box.

### JUNCTION BOX

- Positioned to accommodate straight conduit runs.
- Seven conduit knockouts are uniform 1/2" size with true pryout slots.
- Four pryouts with integral strain relief simplify "NM" non-metallic sheathed cable installation.
- Three quick connect wire connectors included.

### ALL-NAIL™ BAR HANGERS

Bar Hanger features include:

- Pre-installed nail.
- Mini leveling foot aligns the housing to the bottom of the joist.
- Housing can be positioned at any point within 24" joist spans
- Score lines allow tool-free shortening for narrow joist spacing.
- Bar hangers may be repositioned 90° on plaster frame
- Integral T-bar clip snaps onto T-bars – no additional clips are required

### SOCKET

Ceramic socket with reflector for bi-pin 12V, MR16 lamps.

### TRANSFORMER

120V Integral magnetic transformer steps line voltage down to lamp operating voltage.

### THERMAL PROTECTOR

Thermal protector integrated in the transformer deactivates fixture if overheating occurs due to improper operating condition or misapplied insulation.

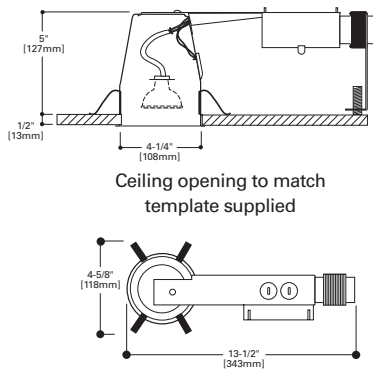
### LABELS

- UL/cUL Listed 1598 Luminaire
- UL/cUL Listed for Damp Location
- UL/cUL Listed for Feed Through
- UL/cUL Listed for Wet Location, covered ceiling
- IP Rated (Improper Lamp)
- Certified Under ASTM-E283 for air tight construction

## ET400LVRAT

### 4" Aperture, Remodel, Non-IC, AIR-TITE 12V Low Voltage, MR16

The ET400LVR is a small aperture low voltage remodel housing for providing accent and task lighting. For use in non-insulated ceilings. If ceiling insulation is present, it must be kept 3" from the fixtures on all sides.



## FEATURES

### HOUSING

Die-stamped CRS with white powder coat finish.

### REMODEL CLIPS

Four remodel clips secure housing and accommodate 1/2" and 5/8" ceiling thickness.

### JUNCTION BOX

- Six conduit knockouts are uniform 1/2" size with true pryout slots.
- Four pryouts with integral strain relief simplify "NM" non-metallic sheathed cable installation.
- Three quick connect wire connectors included.

### SOCKET

Ceramic socket with reflector disc for bi-pin 12V, MR16 lamps.

### TRANSFORMER

120V Integral magnetic transformer steps line voltage down to lamp operating voltage.

### SUPPORT BAR

Support Bar helps support weight of junction box and transformer. Threaded stem can be adjusted for varying ceiling thicknesses.

### THERMAL PROTECTOR

Self resetting thermal protector deactivates fixture if overheating occurs due to improper lamping or misapplied insulation.

### LABELS

- UL/cUL Listed 1598 Luminaire
- UL/cUL Listed for Damp Location
- UL/cUL Listed for Feed Through
- UL/cUL Listed for Wet Location, covered ceiling
- Certified Under ASTM-E283 for air tight construction



# EI400LVAT

4" Aperture, New Construction, IC, AIR-TITE  
12V Low Voltage, MR16

The EI400LVAT housing has an integral low voltage transformer that supplies 12 volts to MR16 lamps. It can be used in ceilings where it will be in direct contact with insulation. AIR-TITE design meets restricted airflow requirements.



## FEATURES

### HOUSING

Double wall aluminum construction for greater heat dissipation. EI400LVAT housing is gasketed to prevent airflow from heated or air conditioned spaces.

### PLASTER FRAME

- Galvanized steel construction.
- The inner housing can be removed from the plaster frame to provide access to the junction box.
- Plaster frame includes locking screws for hanger bars and cutouts for crimping hanger bars in position.
- AIR-TITE gasket is pre-installed.

### JUNCTION BOX

- Positioned to accommodate straight conduit runs.
- Seven conduit knockouts are uniform 1/2" size with true pryout slots.
- Four pryouts with integral strain relief simplify "NM" non-metallic sheathed cable installation.
- Three quick connect wire connectors included.

### ALL-NAIL™ BAR HANGERS

Bar Hanger features include:

- Pre-installed nail.
- Mini leveling foot aligns the housing to the bottom of the joist.
- Housing can be positioned at any point within 24" joist spans
- Score lines allow tool-free shortening for narrow joist spacing.
- Bar hangers may be repositioned 90° on plaster frame
- Integral T-bar clip snaps onto T-bars – no additional clips are required

### SOCKET

Ceramic socket with reflector for bi-pin 12V, MR16 lamps.

### TRANSFORMER

120V Integral magnetic transformer steps line voltage down to lamp operating voltage.

### THERMAL PROTECTOR

Self resetting thermal protector deactivates fixture if overheating occurs due to improper lamping or misapplied insulation.

### LABELS

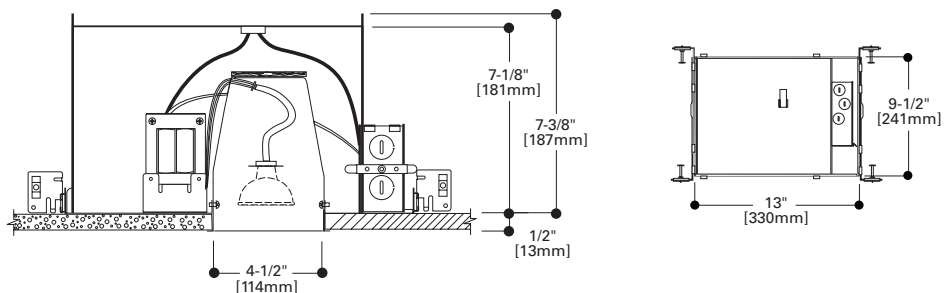
- UL/cUL Listed 1598 Luminaire
- UL/cUL Listed for Damp Location
- UL/cUL Listed for Wet Location – Covered Ceiling
- UL/cUL Listed for Feed Through
- UL/cUL Listed for Direct Contact with Insulation and combustible material

### QUALIFICATION

#### IC and AIR-TITE™

Certified under ASTM-E283 and listed UL/cUL 1598. May be used to meet insulated ceiling and restricted air-flow requirements such as:

- Washington State Energy Code
- International Energy Conservation Code (IECC)
- New York State Energy Conservation Construction Code (NY-ECCC)
- State of California Title 24 "Recessed Luminaires in Insulated Ceilings."

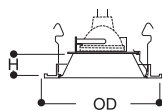


## ERT403LV

### Reflector

- “Cat’s paw” retention spring

ET400LVAT	12V 50W MR16
ET400LVRAT	
EI400LVAT	



Height: 1-1/4" [31mm]  
Outside Diameter: 5" [127mm]



**ERT403LV**  
High Gloss Appliance White Trim  
with Clear Specular Reflector

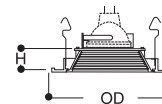
**ERT403LVG**  
High Gloss Appliance White Trim  
with Gold Reflector

## ERT401LV

### Baffle

- “Cat’s paw” retention spring

ET400LVAT	12V 50W MR16
ET400LVRAT	
EI400LVAT	



Height: 1-1/4" [31mm]  
Outside Diameter: 5" [127mm]



**ERT401LVW**  
High Gloss Appliance White Trim  
Ring with White Baffle

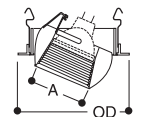
**ERT401LV**  
High Gloss Appliance White Trim  
Ring with Black Baffle

## ERT402LV

### Eyeball - 30° Tilt

- “Cat’s paw” retention spring

ET400LVAT	12V 50W MR16
ET400LVRAT	
EI400LVAT	



Aperture: 2" [51mm]  
Outside Diameter: 5" [127mm]



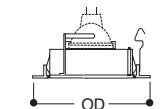
**ERT402LV**  
High Gloss Appliance White Trim  
Ring with White Eyeball

## ERT404LV

### Slot Aperture

- “Cat’s paw” retention spring

ET400LVAT	12V 50W MR16
ET400LVRAT	
EI400LVAT	



Slot: 1-3/8" x 2-1/8" [35mm x 54mm]  
OD: 5" [127mm]



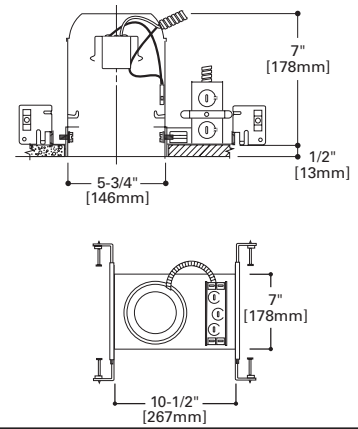
**ERT404LV**  
High Gloss Appliance White Trim  
and Slot



## ET500

### 5" Aperture, New Construction, Non-IC 120V Line Voltage

The All-Pro 500 series utilizes a 5" aperture designed for smaller sized PAR20 and PAR30 halogen lamps. The 5" diameter trim size makes this series the right choice for applications where dramatic yet inconspicuous lighting is required. For use in non-insulated ceilings. If ceiling insulation is present, it must be kept 3" from the fixtures on all sides.



## FEATURES

### HOUSING

- Die-stamped CRS with white powder coat finish.
- Housing adjusts in plaster frame to accommodate ceiling up to 1-3/8" thick.

### PLASTER FRAME

- Galvanized steel construction.
- The housing can be removed from plaster frame to provide access to the junction box.
- Regressed locking screw for securing hanger bars
- Cutouts for easily crimping hanger bars in position

### JUNCTION BOX

- Positioned to accommodate straight conduit runs.
- Seven conduit knockouts are uniform 1/2" size with true pryout slots.
- Four pryouts with integral strain relief simplify "NM" non-metallic sheathed cable installation.
- Three quick connect wire connectors included.

### ALL-NAIL™ BAR HANGERS

Bar Hanger features include:

- Pre-installed nail.
- Mini leveling foot aligns the housing to the bottom of the joist.

- Housing can be positioned at any point within 24" joist spans
- Score lines allow tool-free shortening for narrow joist spacing.
- Bar hangers may be repositioned 90° on plaster frame
- Integral T-bar clip snaps onto T-bars – no additional clips are required

### SOCKET

Porcelain E26 socket with nickel plated brass screw shell, snaps into trim for consistent lamp positioning. .

### THERMAL PROTECTOR

Self resetting thermal protector deactivates fixture if overheating occurs due to improper lamping or misapplied insulation.

### LABELS

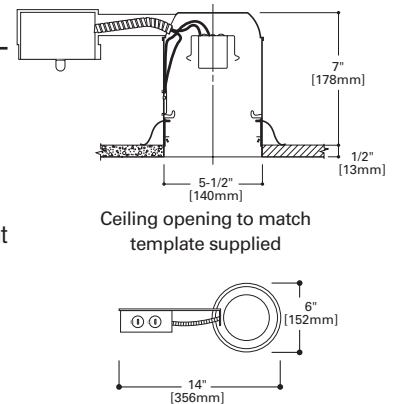
- UL/cUL Listed 1598 Luminaire
- UL/cUL Listed for Damp Location
- UL/cUL Listed for Feed Through
- UL/cUL Listed for Wet Location, covered ceiling
- IP Rated (Improper Lamp)



## ET500R

### 5" Aperture, Remodel, Non-IC 120V Line Voltage

The All-Pro 500 series utilizes a 5" aperture designed to accommodate smaller sized PAR20 and PAR30 halogen lamps. The 5" diameter trim size makes the ET500R the right choice for applications where dramatic yet inconspicuous lighting is required in an existing ceiling. For use in non-insulated ceilings. If ceiling insulation is present, it must be kept 3" from the fixtures on all sides.



## FEATURES

### HOUSING

- Die-stamped CRS with white powder coat finish.
- Integral flange secures fixture against ceiling.
- For installation from below the finished ceiling.

### REMODEL CLIPS

Four remodel clips secure housing and accommodate 1/2" and 5/8" ceiling thickness.

### JUNCTION BOX

- Seven conduit knockouts are uniform 1/2" size with true pryout slots.
- Four pryouts with integral strain relief simplify "NM" non-metallic sheathed cable installation.

### SOCKET

Porcelain E26 socket with nickel plated brass screw shell, snaps into trim for consistent lamp positioning.

### THERMAL PROTECTOR

Self resetting thermal protector deactivates fixture if overheating occurs due to improper lamping or misapplied insulation.

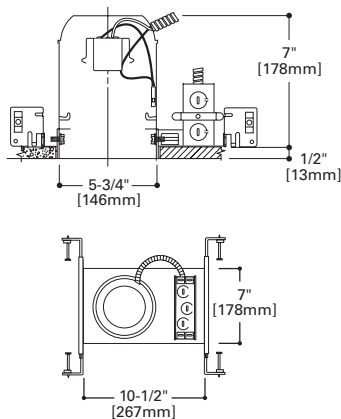
### LABELS

- UL/cUL Listed 1598 Luminaire
- UL/cUL Listed for Damp Location
- UL/cUL Listed for Feed Through
- UL/cUL Listed for Wet Location, covered ceiling
- IP Rated (Improper Lamp)

## EI500AT

### 5" Aperture, New Construction, IC, AIR-TITE, 120V Line Voltage

The All-Pro 500 series has a 5" aperture designed for PAR20 and PAR30 halogen lamps. EI500AT is designed for use in insulated ceilings and may be completely covered in insulation. AIR-TITE™ design meets restricted air flow requirements.



## FEATURES

### HOUSING

- Die-stamped CRS with white powder coat finish.
- Housing adjusts in plaster frame to accommodate ceiling up to 1-3/8" thick.
- AIR-TITE gasket is pre-installed.

### PLASTER FRAME

- Galvanized steel construction.
- The housing can be removed from plaster frame to provide access to the junction box.
- Regressed locking screw for securing hanger bars
- Cutouts for easily crimping hanger bars in position

### JUNCTION BOX

- Positioned to accommodate straight conduit runs.
- Seven conduit knockouts are uniform 1/2" size with true pryout slots.
- Four pryouts with integral strain relief simplify "NM" non-metallic sheathed cable installation.
- Three quick connect wire connectors included.

### ALL-NAIL™ BAR HANGERS

Bar Hanger features include:

- Pre-installed nail.
- Mini leveling foot aligns the housing to the bottom of the joist.
- Housing can be positioned at any point within 24" joist spans
- Score lines allow tool-free shortening for narrow joist spacing.
- Bar hangers may be repositioned 90° on plaster frame
- Integral T-bar clip snaps onto T-bars – no additional clips are required

### SOCKET

Porcelain E26 socket with nickel plated brass screw shell, snaps into trim for consistent lamp positioning.

### THERMAL PROTECTOR

Self resetting thermal protector deactivates fixture if overheating occurs due to improper lamping or misapplied insulation.

### LABELS

- UL/cUL Listed 1598 Luminaire
- UL/cUL Listed for Damp Location
- UL/cUL Listed for Feed Through
- UL/cUL Listed for Wet Location, covered ceiling
- UL/cUL Listed for Direct Contact with Insulation and combustible material

### QUALIFICATION

#### IC and AIR-TITE™

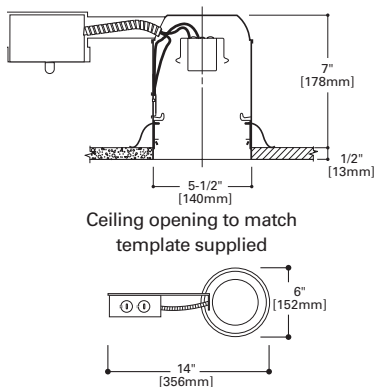
Certified under ASTM-E283 and listed UL/cUL 1598. May be used to meet insulated ceiling and restricted air-flow requirements such as:

- Washington State Energy Code
- International Energy Conservation Code (IECC)
- New York State Energy Conservation Construction Code (NY-ECCC)
- State of California Title 24 "Recessed Luminaires in Insulated Ceilings."

## EI500RAT

### 5" Aperture, Remodel, IC, AIR-TITE 120V Line Voltage

The All-Pro 500 series has a 5" aperture designed for PAR20 and PAR30 halogen lamps. Designed for use in insulated existing ceilings and may be completely covered in insulation. AIR-TITE design meets restricted airflow requirements.



## FEATURES

### HOUSING

- Die-stamped CRS with white powder coat finish.
- Integral flange secures fixture against ceiling.
- AIR-TITE gasket is pre-installed.

### REMODEL CLIPS

Four remodel clips secure housing and accommodate 1/2" and 5/8" ceiling thickness.

### JUNCTION BOX

- Seven conduit knockouts are uniform 1/2" size with true pryout slots.
- Four pryouts with integral strain relief simplify "NM" non-metallic sheathed cable installation.
- Three quick connect wire connectors included.

### SOCKET

Porcelain E26 socket with nickel plated brass screw shell, snaps into trim for consistent lamp positioning.

### THERMAL PROTECTOR

Self resetting thermal protector deactivates fixture if overheating occurs due to improper lamping or misapplied insulation.

### LABELS

- UL/cUL Listed 1598 Luminaire
- UL/cUL Listed for Damp Location
- UL/cUL Listed for Feed Through
- UL/cUL Listed for Wet Location, covered ceiling

### QUALIFICATION

#### IC and AIR-TITE™

Certified under ASTM-E283 and listed UL/cUL 1598. May be used to meet insulated ceiling and restricted air-flow requirements such as:

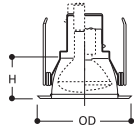
- Washington State Energy Code
- International Energy Conservation Code (IECC)
- New York State Energy Conservation Construction Code (NY-ECCC)
- State of California Title 24 "Recessed Luminaires in Insulated Ceilings."

## ERT520


### Reflector Cone

- Torsion springs pull trim tight to ceiling
- Socket supporting trim

ET500	75W R30, 75W PAR30,
ET500R	75W PAR30L, 65W BR30
EI500AT	50W R30, 60W BR30,
	75W PAR30
EI500RAT	50W PAR30L,
	50W PAR30, 60W BR30



Height: 3-1/4" [82mm]  
OD: 6-1/2" [165mm]



**ERT520WHT**  
High Gloss Appliance White Trim  
with White Reflector Cone

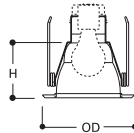
**ERT520**  
High Gloss Appliance White Trim  
with Clear Specular Reflector Cone

## ERT521

### Reflector

- Torsion springs pull trim tight to ceiling
- Socket supporting trim

ET500	60W A19
ET500R	
EI500AT	40W A19
EI500RAT	



Height: 5" [127mm]  
OD: 6-1/2" [165mm]



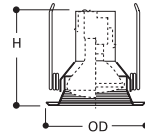
**ERT521**  
High Gloss Appliance White Trim  
with Clear Specular Reflector Cone

## ERT501

### Metal Baffle Splay

- Torsion springs pull trim tight to ceiling
- Socket supporting trim

ET500	50W R20, 50W PAR20,
ET500R	75W R30, 75W PAR30
EI500AT	50W PAR20, 50W R20,
	65W BR30, 75W PAR30
EI500RAT	30W R20, 35W PAR20,
	50W PAR30, 50W PAR30L, 60W BR30



Height: 2-1/16" [52mm]  
OD: 6-1/2" [165mm]



**ERT501WHT**  
High Gloss Appliance White Trim  
with White Baffle

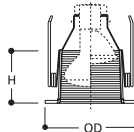
**ERT501**  
High Gloss Appliance White Trim  
with Black Baffle

## ERT512

### Deep Coilex Baffle

- Torsion springs pull trim tight to ceiling
- Socket supporting trim

ET500	75W R30, 75W PAR30
ET500R	



Height: 5" [127mm]  
OD: 6-1/2" [165mm]



**ERT512WHT**  
High Gloss Appliance White Trim  
with White Baffle

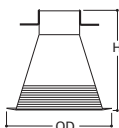
**ERT512**  
High Gloss Appliance White Trim  
with Black Baffle

### ERT513


#### Metal Baffle

- Friction Clip retention
- Socket supporting trim
- Lamps - ERT513WHT:

ET500	75W A19, 65W BR30, 75W R30, 75W PAR30L
ET500R	
EI500AT	65W BR30, 75W PAR30L
EI500RAT	



Height: 5" [127mm]  
OD: 6-3/4" [171mm]



**ERT513WHT**  
High Gloss Appliance White Trim with White Baffle

**ERT513**  
High Gloss Appliance White Trim with Black Baffle

- Lamps - ERT513:

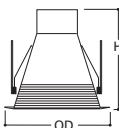
ET500	60W A19, 65W BR30, 75W R30, 75W PAR30L
ET500R	
EI500AT	50W PAR30L, 65W BR30
EI500RAT	

### ERT513TS

#### Metal Baffle

- Torsion springs pull trim tight to ceiling
- Socket supporting trim
- Lamps - ERT513WHTTS:

ET500	75W A19, 65W BR30, 75W R30, 75W PAR30L
ET500R	
EI500AT	65W BR30, 75W PAR30L
EI500RAT	



Height: 5" [127mm]  
OD: 6-3/4" [171mm]



**ERT513WHTTS**  
High Gloss Appliance White Trim with White Baffle and with torsion spring construction

**ERT513TS**  
High Gloss Appliance White Trim with Black Baffle and with torsion spring construction

- Lamps - ERT513TS:

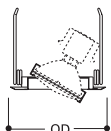
ET500	60W A19, 65W BR30, 75W R30, 75W PAR30L
ET500R	
EI500AT	50W PAR30L, 65W BR30
EI500RAT	

### ERT560

#### Gimbal - 25° Tilt

- Torsion springs pull trim tight to ceiling

ET500	75W PAR30
ET500R	
EI500AT	75W PAR30
EI500RAT	



Height: 3-1/4" [82mm]  
OD: 6-1/2" [165mm]



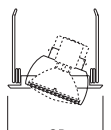
**ERT560**  
High Gloss Appliance White Trim with White Gimbal

### ERT570

#### Eyeball - 30° Tilt

- Torsion springs pull trim tight to ceiling
- Socket supporting trim

ET500	75W PAR30
ET500R	
EI500AT	50W PAR30
EI500RAT	



OD: 6-1/2" [165mm]



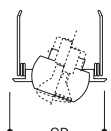
**ERT570**  
High Gloss Appliance White Trim with White Eyeball

### ERT571

#### Eyeball - 30° Tilt

- Torsion springs pull trim tight to ceiling

ET500	50W R20, 50W PAR20
ET500R	
EI500AT	50W R20, 50W PAR20
EI500RAT	



OD: 6-1/2" [165mm]



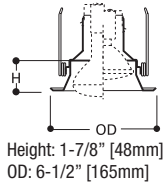
**ERT571**  
High Gloss Appliance White Trim with White Eyeball

## ERT500

### Splay Trim

- Torsion springs pull trim tight to ceiling
- Socket supporting trim

ET500	65W BR30, 75W R30, 75W PAR30
ET500R	
EI500AT	65W BR30, 75W PAR30, 75W R30
EI500RAT	
	50W PAR30, 75W PAR30L, 60W BR30



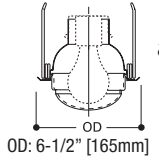
**ERT500**  
High Gloss Appliance White  
Splay Trim

## ERT550

### Frosted Drop Glass Shower Light

- Torsion springs pull trim tight to ceiling
- Socket supporting trim

ET500	75W A19, 75W PAR30
ET500R	
EI500AT	40W A19, 50W PAR30
EI500RAT	



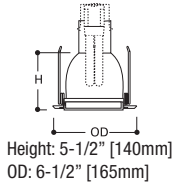
**ERT550**  
High Gloss Appliance White Trim  
with Frosted Drop Diffuser -  
AIR-TITE Trim

## ERT551

### Frosted Glass Lens Shower Light

- Torsion springs pull trim tight to ceiling
- Socket supporting trim

ET500	60W A19, 50W PAR30, 50W PAR30L, 65W BR30
ET500R	
EI500AT	35W PAR30L
EI500RAT	



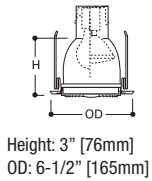
**ERT551**  
High Gloss Appliance White Trim  
with Frosted Lens

## ERT552

### Fresnel Glass Lens Shower Light

- Torsion springs pull trim tight to ceiling
- Socket supporting trim
- Wet location listed for use in showers

ET500	60W A19, 50W PAR30, 50W PAR30L, 65W BR30
ET500R	
EI500AT	35W PAR30L
EI500RAT	



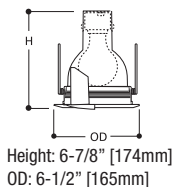
**ERT552**  
High Gloss Appliance White Trim  
with Fresnel Lens

## ERT530

### Wall Wash

- Torsion springs pull trim tight to ceiling
- Socket supporting trim

ET500	50W TB19, 60W A19, 60W BT15, 60W MB19
ET500R	



**ERT530WHT**  
High Gloss Appliance White Trim  
with White Scoop and White Baffle

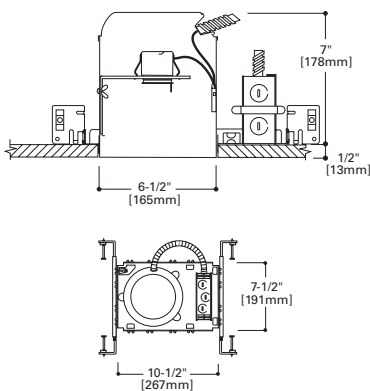
**ERT530**  
High Gloss Appliance White Trim  
with White Scoop and Black Baffle



## EI700

### 6" Aperture, New Construction, IC 120V Line Voltage

The EI700 housing is designed for use in insulated ceilings where the housing will be in direct contact with insulation. EI700 may be converted into AIR-TITE installation when used with AIR-TITE trims. Look for the AIR-TITE trim logo in this section.



## FEATURES

### HOUSING

- Aluminum construction for greater heat dissipation.
- Rigid socket plate adjusts and locks without tools for various lamp sizes.

### PLASTER FRAME

- Housing adjusts in plaster frame to accommodate up to 1-3/4" thick ceilings.
- Regressed locking screw for securing hanger bars.
- Cutouts for easily crimping hanger bars in position.

### JUNCTION BOX

- Positioned to accommodate straight conduit runs.
- Seven conduit knockouts are uniform 1/2" size with true pryout slots.
- Four pryouts with integral strain relief simplify "NM" non-metallic sheathed cable installation.
- Three quick connect wire connectors included.

### ALL-NAIL™ BAR HANGERS

Bar Hanger features include:

- Pre-installed nail.
- Mini leveling foot aligns the housing to the bottom of the joist.
- Housing can be positioned at any point within 24" joist spans
- Score lines allow tool-free shortening for narrow joist spacing.
- Bar hangers may be repositioned 90° on plaster frame
- Integral T-bar clip snaps onto T-bars – no additional clips are required

### SOCKET

Porcelain E26 socket with nickel plated brass screw shell, snaps into trim for consistent lamp positioning.

### THERMAL PROTECTOR

Self resetting thermal protector deactivates fixture if overheating occurs due to improper lamping or misapplied insulation.

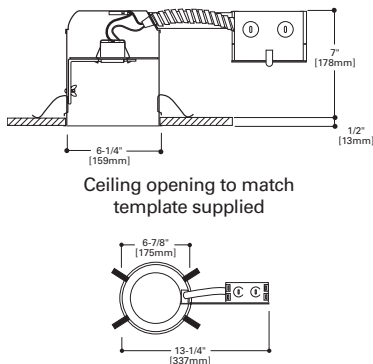
### LABELS

- UL/cUL Listed 1598 Luminaire
- UL/cUL Listed for Damp Location
- UL/cUL Listed for Feed Through
- UL/cUL Listed for Wet Location, covered ceiling
- UL/cUL Listed for Direct Contact with Insulation and combustible material
- IP Rated (Improper Lamp)

## EI700R

### 6" Aperture, Remodel, IC 120V Line Voltage

The All-Pro EI700R remodel housing is designed for existing ceiling installations where the housing will be in direct contact with insulation. EI700R may be converted into AIR-TITE installation when used with AIR-TITE trims. Look for the AIR-TITE trim logo in this section.



## FEATURES

### HOUSING

- Aluminum construction for greater heat dissipation.
- Rigid socket plate adjusts and locks without tools for various lamp sizes.

### REMODEL CLIPS

Four remodel clips secure housing and accommodate 1/2" and 5/8" ceiling thickness.

### JUNCTION BOX

- Seven conduit knockouts are uniform 1/2" size with true pryout slots.
- Four pryouts with integral strain relief simplify "NM" non-metallic sheathed cable installation.
- Three quick connect wire connectors included.

### SOCKET

Porcelain E26 socket with nickel plated brass screw shell, snaps into trim for consistent lamp positioning.

### THERMAL PROTECTOR

Self resetting thermal protector deactivates fixture if overheating occurs due to improper lamping or misapplied insulation.

### LABELS

- UL/cUL Listed 1598 Luminaire
- UL/cUL Listed for Damp Location
- UL/cUL Listed for Feed Through
- UL/cUL Listed for Wet Location, covered ceiling
- UL/cUL Listed for Direct Contact with Insulation and combustible material



## EI700AT

6" Aperture, New Construction, IC, AIR-TITE  
120V Line Voltage

The EI700AT housing is designed for use in insulated ceilings where the housing will be in direct contact with insulation material. AIR-TITE design meets restricted airflow requirements.



### FEATURES

#### HOUSING

- Aluminum construction for greater heat dissipation.
- AIR-TITE gasket is pre-installed.

#### SOCKET PLATE

- Rigid socket plate adjusts and locks without tools for various lamp sizes.

#### PLASTER FRAME

- Housing adjusts in plaster frame 1" to accommodate different ceiling thicknesses.
- Regressed locking screw for securing hanger bars.
- Cutouts for easily crimping hanger bars in position.

#### JUNCTION BOX

- Positioned to accommodate straight conduit runs.
- Seven conduit knockouts are uniform 1/2" size with true pryout slots.
- Four pryouts with integral strain relief simplify "NM" non-metallic sheathed cable installation.
- Three quick connect wire connectors included.

#### ALL-NAIL™ BAR HANGERS

Bar Hanger features include:

- Pre-installed nail.
- Mini leveling foot aligns the housing to the bottom of the joist.
- Housing can be positioned at any point within 24" joist spans
- Score lines allow tool-free shortening for narrow joist spacing.
- Bar hangers may be repositioned 90° on plaster frame
- Integral T-bar clip snaps onto T-bars – no additional clips are required

#### SOCKET

Porcelain E26 socket with nickel plated brass screw shell.

#### THERMAL PROTECTOR

Self resetting thermal protector deactivates fixture if overheating occurs due to improper lamping.

#### LABELS

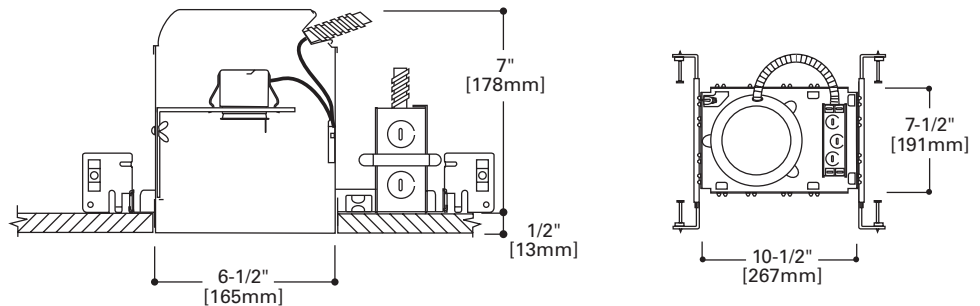
- UL/cUL Listed 1598 Luminaire
- UL/cUL Listed for Damp Location
- UL/cUL Listed for Feed Through
- UL/cUL Listed for Wet Location, covered ceiling
- UL/cUL Listed for Direct Contact with Insulation and combustible material

#### QUALIFICATION

##### IC and AIR-TITE™

Certified under ASTM-E283 and listed UL/cUL 1598. May be used to meet insulated ceiling and restricted air-flow requirements such as:

- Washington State Energy Code
- International Energy Conservation Code (IECC)
- New York State Energy Conservation Construction Code (NY-ECCC)
- State of California Title 24 "Recessed Luminaires in Insulated Ceilings."



# EI700RAT

6" Aperture, Remodel, IC, AIR-TITE  
120V Line Voltage

The All-Pro EI700RAT remodel housing is designed for existing ceiling installations where the housing will be in direct contact with insulation. AIR-TITE design meets restricted airflow requirements.



## FEATURES

### HOUSING

- Aluminum construction for greater heat dissipation.
- AIR-TITE gasket is pre-installed.

### SOCKET PLATE

- Rigid socket plate adjusts and locks without tools for various lamp sizes.

### REMODEL CLIPS

Four remodel clips secure housing and accommodate 1/2" and 5/8" ceiling thickness.

### JUNCTION BOX

- Positioned to accommodate straight conduit runs.
- Seven conduit knockouts are uniform 1/2" size with true pryout slots.
- Four pryouts with integral strain relief simplify "NM" non-metallic sheathed cable installation.
- Three quick connect wire connectors included.

### SOCKET

Porcelain E26 socket with nickel plated brass screw shell.

### THERMAL PROTECTOR

Self resetting thermal protector deactivates fixture if overheating occurs due to improper lamping.

### LABELS

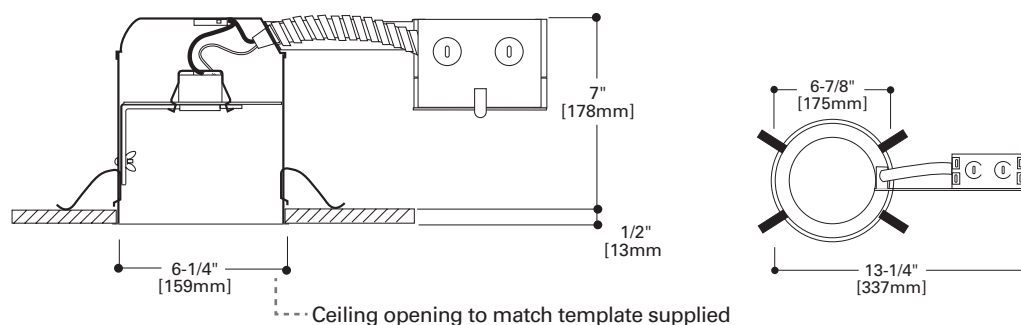
- UL/cUL Listed 1598 Luminaire
- UL/cUL Listed for Damp Location
- UL/cUL Listed for Feed Through
- UL/cUL Listed for Wet Location, covered ceiling
- UL/cUL Listed for Direct Contact with Insulation and combustible material


### QUALIFICATION

#### IC and AIR-TITE™

Certified under ASTM-E283 and listed UL/cUL 1598. May be used to meet insulated ceiling and restricted air-flow requirements such as:

- Washington State Energy Code
- International Energy Conservation Code (IECC)
- New York State Energy Conservation Construction Code (NY-ECCC)
- State of California Title 24 "Recessed Luminaires in Insulated Ceilings."





## EI700ATNB

6" Aperture, New Construction, IC, AIR-TITE  
120V Line Voltage, No Socket Bracket

The EI700ATNB is designed for installations where it will be in direct contact with insulation. These housings are designed to save installation time. They are designed without a socket plate for use with socket supporting trims only. There is no need to spend time adjusting or disconnecting the socket and removing the socket plate. AIR-TITE design meets restricted airflow requirements.



### FEATURES

#### HOUSING

- Aluminum construction for greater heat dissipation.
- AIR-TITE gasket is pre-installed.

#### PLASTER FRAME

- Housing adjusts in plaster frame 1" to accommodate different ceiling thicknesses.
- Regressed locking screw for securing hanger bars.
- Cutouts for easily crimping hanger bars in position.

#### JUNCTION BOX

- Positioned to accommodate straight conduit runs.
- Seven conduit knockouts are uniform 1/2" size with true pryout slots.
- Four pryouts with integral strain relief simplify "NM" non-metallic sheathed cable installation.
- Three quick connect wire connectors included.

#### ALL-NAIL™ BAR HANGERS

Bar Hanger features include:

- Pre-installed nail.
- Mini leveling foot aligns the housing to the bottom of the joist.
- Housing can be positioned at any point within 24" joist spans
- Score lines allow tool-free shortening for narrow joist spacing.
- Bar hangers may be repositioned 90° on plaster frame
- Integral T-bar clip snaps onto T-bars – no additional clips are required

#### SOCKET

Porcelain E26 socket with nickel plated brass screw shell.

#### THERMAL PROTECTOR

Self resetting thermal protector deactivates fixture if overheating occurs due to improper lamping.

#### LABELS

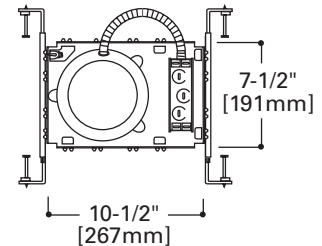
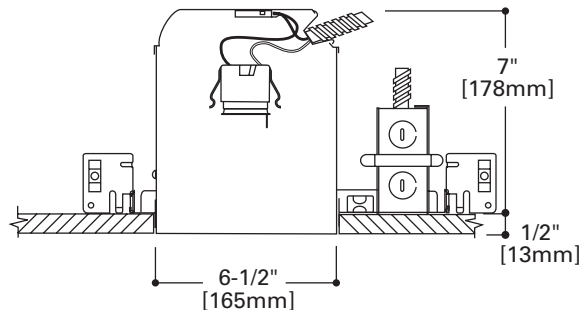
- UL/cUL Listed 1598 Luminaire
- UL/cUL Listed for Damp Location
- UL/cUL Listed for Feed Through
- UL/cUL Listed for Wet Location, covered ceiling
- UL/cUL Listed for Direct Contact with Insulation and combustible material

#### QUALIFICATION

##### IC and AIR-TITE™

MWith compatible housings, may be used to meet insulated ceiling and restricted air-flow requirements such as:

- Washington State Energy Code
- International Energy Conservation Code (IECC)
- New York State Energy Conservation Construction Code (NY-ECCC)
- State of California Title 24 "Recessed Luminaires in Insulated Ceilings."



# EI700NB

6" Aperture, New Construction, IC  
120V Line Voltage, No Socket Bracket

The EI700NB is designed for installations where it will be in direct contact with insulation. These housings are designed to save installation time. They are designed without a socket plate for use with socket supporting trims only so there is no need to spend time adjusting or disconnecting the socket and removing the socket plate. EI700NB may be converted into AIR-TITE installation when used with AIR-TITE trims. Look for the AIR-TITE trim logo in this section.



## FEATURES

### HOUSING

- Aluminum construction for greater heat dissipation.

### PLASTER FRAME

- Housing adjusts in plaster frame to accommodate up to 1-3/4" thick ceilings.
- Regressed locking screw for securing hanger bars.
- Cutouts for easily crimping hanger bars in position.

### JUNCTION BOX

- Positioned to accommodate straight conduit runs.
- Seven conduit knockouts are uniform 1/2" size with true pryout slots.
- Four pryouts with integral strain relief simplify "NM" non-metallic sheathed cable installation.
- Three quick connect wire connectors included.

### ALL-NAIL™ BAR HANGERS

Bar Hanger features include:

- Pre-installed nail.
- Mini leveling foot aligns the housing to the bottom of the joist.
- Housing can be positioned at any point within 24" joist spans
- Score lines allow tool-free shortening for narrow joist spacing.
- Bar hangers may be repositioned 90° on plaster frame
- Integral T-bar clip snaps onto T-bars – no additional clips are required

### SOCKET

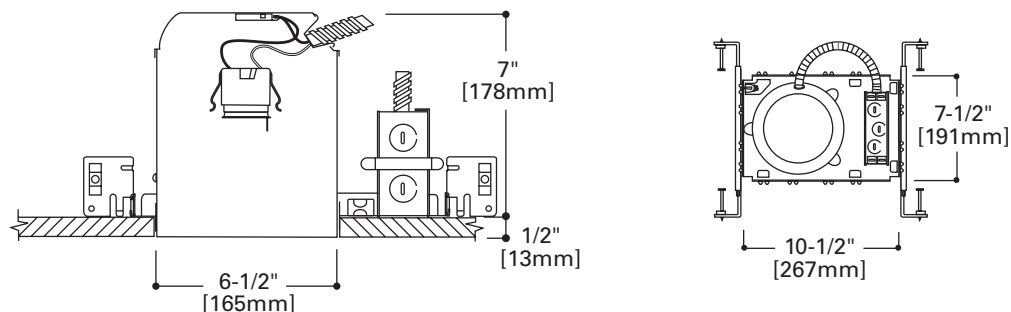
Porcelain E26 socket with nickel plated brass screw shell.

### THERMAL PROTECTOR

Self resetting thermal protector deactivates fixture if overheating occurs due to improper lamping.

### LABELS

- UL/cUL Listed 1598 Luminaire
- UL/cUL Listed for Damp Location
- UL/cUL Listed for Feed Through
- UL/cUL Listed for Wet Location, covered ceiling
- UL/cUL Listed for Direct Contact with Insulation and combustible material

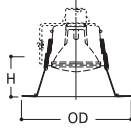


## ERT710

### Specular Reflector

- Coil spring retention

EI700	75W R30, 65W BR30,
EI700AT	50W PAR30, 75W PAR30L
EI700R	50W PAR30,
EI700RAT	75W PAR30L, 65W BR30, 75W R30



Height: 2-7/8" [73mm]  
OD: 7-1/4" [184mm]



**ERT710**  
High Gloss Appliance White Trim  
with Clear Specular Reflector

**ERT710G**  
High Gloss Appliance White Trim  
with Gold Reflector

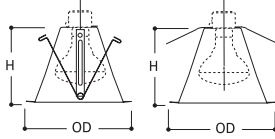
## ERT712

### White Reflector



- Socket supporting trim
- ERT712 - Friction clip retention
- ERT712TS - Torsion spring retention

EI700	40W A19, 65W BR30, 75W PAR30, 75W PAR30L, 75W R30, 90W BR40
EI700AT	
EI700R	
EI700RAT	
EI700NB	
EI700ATNB	



ERT712TS      ERT712  
Height: 5-3/8" [136mm]  
OD: 7-1/4" [184mm]



**ERT712TS**  
High Gloss Appliance White Trim  
with White Reflector and Torsion  
Spring Construction

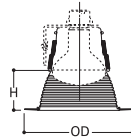
**ERT712**  
High Gloss Appliance White Trim  
with White Reflector

## ERT707

### Metal Baffle

- Coil spring retention
- Two trim rings (narrow and wide), supplied with trim

EI700	50W PAR30, 65W BR30, 75W R30, 75W PAR30L
EI700AT	
EI700R	
EI700RAT	
EI700ATNB	



Height: 2-7/8" [73mm]  
Wide OD: 8" [203mm]  
Narrow OD: 7-1/4" [184mm]

Wide  
Trim Ring

Narrow  
Trim Ring



**ERT707WHT**  
High Gloss Appliance White Trim  
with White Baffle

**ERT707**  
High Gloss Appliance White Trim  
with Black Baffle

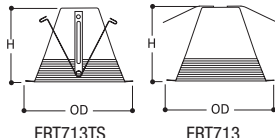
## ERT713

### Black Metal Baffle



- Socket supporting trim
- ERT713 - Friction clip retention
- ERT713TS - Torsion spring retention

EI700	40W A19, 65W BR30, 75W PAR30, 75W PAR30L, 90W BR40
EI700AT	
EI700R	
EI700RAT	
EI700NB	40W A19, 65W BR30, 75W R30, 75W PAR30, 75W PAR30L, 90W BR40
EI700ATNB	



ERT713TS      ERT713  
Height: 5" [127mm]  
OD: 7-1/4" [184mm]



**ERT713TS**  
High Gloss Appliance White Trim  
with Black Baffle and Torsion  
Spring Construction

**ERT713**  
High Gloss Appliance White Trim  
with Black Baffle

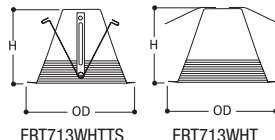
## ERT713WHT

### White Metal Baffle




- Socket supporting trim
- ERT713WHT - Friction clip retention
- ERT713WHHTS - Torsion spring retention

EI700	40W A19, 65W BR30, 75W R30, 75W PAR30, 75W PAR30L, 90W BR40
EI700AT	
EI700R	
EI700RAT	
EI700NB	
EI700ATNB	



ERT713WHHTS      ERT713WHT  
Height: 5-3/8" [136mm]  
OD: 7-1/4" [184mm]



**ERT713WHHTS**  
High Gloss Appliance White Trim  
with White Baffle and Torsion  
Spring Construction

**ERT713WHT**  
High Gloss Appliance White Trim  
with White Baffle

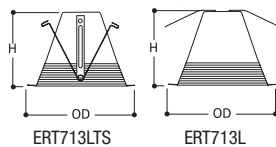
## ERT713L

### Black Metal Baffle



- Provides deeper lamp regression
- Socket supporting trim
- ERT713L - Friction clip retention
- ERT713LTS - Torsion spring retention

EI700	75W BR40, 65W BR30, 75W PAR30L
EI700AT	
EI700R	
EI700RAT	
EI700NB	
EI700ATNB	



ERT713LTS  
ERT713L  
Height: 5-3/8" [136mm]  
OD: 7-1/4" [184mm]



**ERT713LTS**  
High Gloss Appliance White Trim  
with Black Baffle and Torsion  
Spring Construction

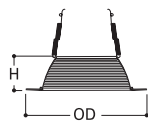
**ERT713L**  
High Gloss Appliance White Trim  
with Black Baffle

## ERT714

### Plastic Baffle

- Coil spring retention

EI700	50W PAR30, 65W BR30, 75W PAR30L
EI700AT	
EI700R	
EI700RAT	
EI700ATNB	



Height: 2-1/4" [57mm]  
OD: 8" [203mm]



**ERT714WHT**  
High Gloss Appliance White Trim  
with White Baffle

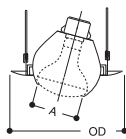
**ERT714**  
High Gloss Appliance White Trim  
with Black Baffle

## ERT704

### Eyeball

- Torsion springs pull trim tight to ceiling
- Socket supporting trim

EI700	75W R30, 65W BR30, 75W PAR30L
EI700AT	
EI700R	
EI700RAT	
EI700NB	
EI700ATNB	



Aperture: 3-15/16" [100mm]  
OD: 8" [203mm]



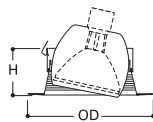
**ERT704**  
High Gloss Appliance White Trim  
with White Eyeball

## ERT711

### Regressed Eyeball

- Socket supporting trim

EI700	50W PAR30
EI700AT	
EI700NB	65W BR30, 75W R30
EI700ATNB	



Height: 3" [76mm]  
OD: 8" [203mm]



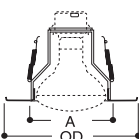
**ERT711**  
High Gloss Appliance White Trim  
and Eyeball with Black Baffle

## ERT705

### Open

- Coil spring retention
- Socket supporting trim
- Fixed socket position

EI700	65 W BR30, 75W PAR30, 75W PAR30L
EI700AT	
EI700R	
EI700RAT	
EI700NB	
EI700ATNB	



Aperture: 3-7/8" [98mm]  
OD: 8" [203mm]



**ERT705**  
High Gloss Appliance White Trim

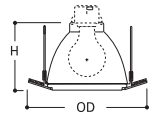
## ERT721

### Shower Light with Frosted Glass Lens and Reflector



- Torsion Springs pull trim tight to ceiling
- Non-conductive, non-corrosive gasketed polymer trim ring
- Wet location listed for use in showers
- Socket supporting trim

EI700	40W A19
EI700AT	
EI700R	
EI700RAT	
EI700NB	
EI700ATNB	



Height: 4-1/4" [108mm]  
OD: 8" [203mm]



**ERT721**  
High Gloss Appliance White Trim  
with Frosted Glass Lens

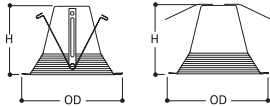
## ERT725

### Black Metal Baffle/Splay




- Combination baffle/splay trim
- Socket supporting trim
- Wide Trim flange hides ceiling cut out irregularities
- ERT725TS - Torsion spring retention
- ERT725 - Friction clip retention

EI700	50W PAR30L, 65W BR30
EI700AT	
EI700R	
EI700RAT	
EI700NB	
EI700ATNB	



ERT725TS      ERT725  
Height: 5-3/8" [136mm]  
OD: 7-1/4" [184mm]



**ERT725TS**  
High Gloss Appliance White Trim  
with Black Baffle and Torsion  
Spring Construction

**ERT725**  
High Gloss Appliance White Trim  
with Black Baffle

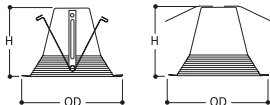
## ERT725WHT

### White Metal Baffle/Splay



- Combination baffle/splay trim
- Socket supporting trim
- Wide Trim flange hides ceiling cut out irregularities
- ERT725WHTTS - Torsion spring retention
- ERT725WHT - Friction clip retention

EI700	40W A19, 50W PAR30L, 65W BR30, 75W PAR30L
EI700AT	
EI700R	
EI700RAT	
EI700NB	
EI700ATNB	



ERT725WHTTS      ERT725WHT  
Height: 5-3/8" [136mm]  
OD: 7-1/4" [184mm]



**ERT725WHTTS**  
High Gloss Appliance White Trim  
with White Baffle and Torsion  
Spring Construction

**ERT725WHT**  
High Gloss Appliance White Trim  
with White Baffle

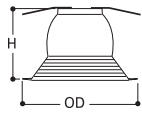
## ERT716

### Shallow Metal Baffle



- Socket supporting trim
- Friction clip retention

EI700	40W A19, 65W BR30, 75W PAR30, 75W PAR30L
EI700AT	
EI700R	
EI700RAT	
EI700NB	
EI700ATNB	



Height: 4-1/4" [108mm]  
OD: 8" [203mm]



**ERT716**  
High Gloss Appliance White Trim  
with White Baffle

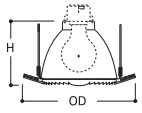
## ERT723

### Shower Light with Glass Fresnel Lens and Reflector



- Torsion springs pull trim tight to ceiling
- Non-conductive, non-corrosive gasketed polymer trim ring
- Wet location listed for use in showers
- Socket supporting trim

EI700	40W A19, 65W BR30, 75W PAR30, 75W PAR30L
EI700AT	
EI700R	
EI700RAT	
EI700NB	
EI700ATNB	



Height: 4-1/4" [108mm]  
OD: 8" [203mm]



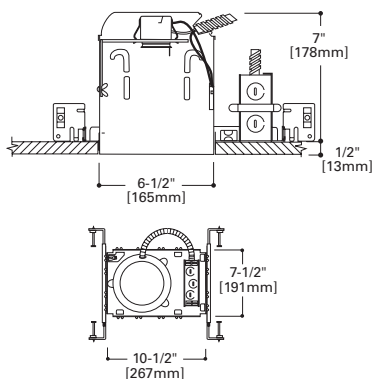
**ERT723**  
High Gloss Appliance White Trim  
with Glass Fresnel Lens



## ET700

### 6" Aperture, New Construction, Non-IC 120V Line Voltage

The ET700 is for use in non-insulated ceilings. If ceiling insulation is present, it must be kept 3" from all sides of the fixture.



## FEATURES

### HOUSING

- Die-stamped CRS with white powder coat finish.

### SOCKET PLATE

- Rigid socket plate adjusts and locks without tools for various lamp sizes.

### PLASTER FRAME

- Housing adjusts in plaster frame to accommodate up to 1-3/4" thick ceilings.
- Regressed locking screw for securing hanger bars.
- Cutouts for easily crimping hanger bars in position.

### JUNCTION BOX

- Positioned to accommodate straight conduit runs.
- Seven conduit knockouts are uniform 1/2" size with true pryout slots.
- Four pryouts with integral strain relief simplify "NM" non-metallic sheathed cable installation.
- Three quick connect wire connectors included.

### ALL-NAIL™ BAR HANGERS

Bar Hanger features include:

- Pre-installed nail.
- Mini leveling foot aligns the housing to the bottom of the joist.
- Housing can be positioned at any point within 24" joist spans
- Score lines allow tool-free shortening for narrow joist spacing.
- Bar hangers may be repositioned 90° on plaster frame
- Integral T-bar clip snaps onto T-bars – no additional clips are required

### SOCKET

Porcelain E26 socket with nickel plated brass screw shell.

### THERMAL PROTECTOR

Self resetting thermal protector deactivates fixture if overheating occurs due to improper lamping or misapplied insulation.

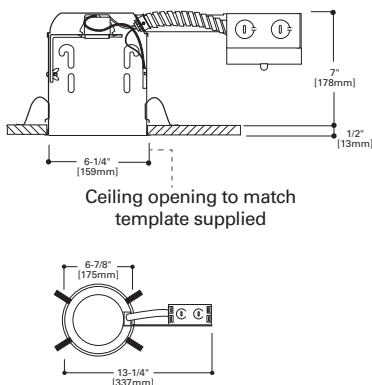
### LABELS

- UL/cUL Listed 1598 Luminaire
- UL/cUL Listed for Damp Location
- UL/cUL Listed for Feed Through
- UL/cUL Listed for Wet Location, covered ceiling
- IP Rated (Improper Lamp)

## ET700R

### 6" Aperture, Remodel, IC 120V Line Voltage

The ET700R is for use in non-insulated existing ceilings. If ceiling insulation is present, it must be kept 3" from the fixtures on all sides. For installation from below the finished ceiling.



## FEATURES

### HOUSING

- Die-stamped CRS with white powder coat finish.

### SOCKET PLATE

- Rigid socket plate adjusts and locks without tools for various lamp sizes.

### REMODEL CLIPS

Four remodel clips secure housing and accommodate 1/2" and 5/8" ceiling thickness.

### JUNCTION BOX

- Seven conduit knockouts are uniform 1/2" size with true pryout slots.
- Four pryouts with integral strain relief simplify "NM" non-metallic sheathed cable installation.
- Three quick connect wire connectors included.

### SOCKET

Porcelain E26 socket with nickel plated brass screw shell.

### THERMAL PROTECTOR

Self resetting thermal protector deactivates fixture if overheating occurs due to improper lamping or misapplied insulation.

### LABELS

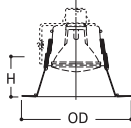
- UL/cUL Listed 1598 Luminaire
- UL/cUL Listed for Damp Location
- UL/cUL Listed for Feed Through
- UL/cUL Listed for Wet Location, covered ceiling
- IP Rated (Improper Lamp)

## ERT710

### Specular Reflector

- Coil Spring retention

ET700	65W BR30, 75W R30, 75W PAR30, 150W R40, 150W PAR38
ET700R	65W BR30, 75W R30, 75W PAR30, 75W PAR30L, 150W R40



Height: 2-7/8" [73mm]  
OD: 7-1/4" [184mm]



**ERT710**  
High Gloss Appliance White Trim with Clear Specular Reflector

**ERT710G**  
High Gloss Appliance White Trim with Gold Reflector

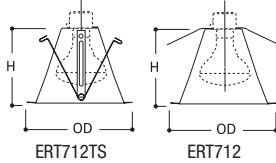
## ERT712

### White Reflector



- Socket supporting trim
- ERT712 - Friction clip retention
- ERT712TS - Torsion spring retention

ET700	85W BR30, 120W BR40, 100W R30, 75W PAR30L, 100W A19
ET700R	65W BR30, 75W PAR30L



Height: 5-3/8" [136mm]  
OD: 7-1/4" [184mm]



**ERT712TS**  
High Gloss Appliance White Trim with White Reflector and Torsion Spring Construction

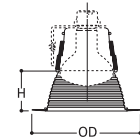
**ERT712**  
High Gloss Appliance White Trim with White Reflector

## ERT707

### Metal Baffle

- Coil Spring retention
- Two trim rings (narrow and wide), supplied with trim

ET700	65W BR30, 75W R30, 75W PAR30
ET700R	65W BR30, 75W R30, 75W PAR30, 75W PAR30L



Height: 2-7/8" [73mm]  
Wide OD: 8" [203mm]  
Narrow OD: 7-1/4" [184mm]

Wide Trim Ring  
Narrow Trim Ring



**ERT707WHT**  
High Gloss Appliance White Trim with White Baffle

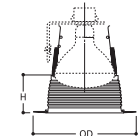
**ERT707**  
High Gloss Appliance White Trim with Black Baffle

## ERT709

### Large Aperture Metal Baffle

- Coil Spring retention
- Two trim rings (narrow and wide), supplied with trim

ET700	120W R40, 120W PAR38
-------	----------------------



Height: 2-5/8" [67mm]  
Wide OD: 8" [203mm]  
Narrow OD: 7-1/4" [184mm]

Wide Trim Ring  
Narrow Trim Ring



**ERT709WHT**  
High Gloss Appliance White Trim with White Baffle

**ERT709**  
High Gloss Appliance White Trim with Black Baffle

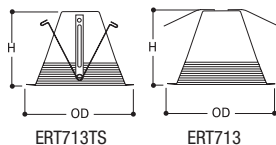
## ERT713

### Black Metal Baffle



- Socket supporting trim
- ERT713 - Friction clip retention
- ERT713TS - Torsion spring retention

ET700	75W PAR30L, 85W BR30, 100W R30, 100W A19, 120W BR40
ET700R	65W BR30, 75W PAR30L



Height: 5" [127mm]  
OD: 7-1/4" [184mm]



**ERT713TS**  
High Gloss Appliance White Trim with Black Baffle and Torsion Spring Construction

**ERT713**  
High Gloss Appliance White Trim with Black Baffle

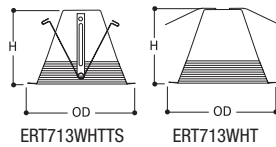
## ERT713WHT

### White Metal Baffle




- Socket supporting trim
- ERT713WHT - Friction clip retention
- ERT713WHTTS - Torsion spring retention

ET700	75W PAR30L, 85W BR30, 100W R30, 100W A19, 120W BR40
ET700R	65W BR30, 75W PAR30L



Height: 5-3/8" [136mm]  
OD: 7-1/4" [184mm]



**ERT713WHTTS**  
High Gloss Appliance White Trim  
with White Baffle and Torsion  
Spring Construction

**ERT713WHT**  
High Gloss Appliance White Trim  
with White Baffle

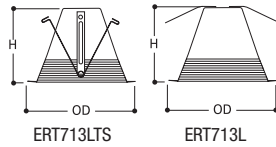
## ERT713L

### Black Metal Baffle



- Socket supporting trim
- Provides deeper lamp regression for BR lamps
- ERT713L - Friction clip retention
- ERT713LTS - Torsion spring retention

ET700	75W A19, 75W PAR30L, 75W PAR30, 85W BR30, 100W R30, 120W BR40, 150W R40
ET700R	65W BR30, 75W PAR30L, 150W R40



Height: 5-3/8" [136mm]  
OD: 7-1/4" [184mm]



**ERT713LTS**  
High Gloss Appliance White Trim  
with Black Baffle and Torsion  
Spring Construction

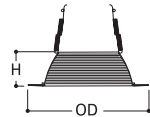
**ERT713L**  
High Gloss Appliance White Trim  
with Black Baffle

## ERT714

### Plastic Baffle

- Coil spring retention

ET700	75W R30, 75W PAR30, 75W PAR30L, 85W BR30
ET700R	75W R30, 75W PAR30L, 85W BR30



Height: 2-1/4" [57mm]  
OD: 8" [203mm]



**ERT714WHT**  
High Gloss Appliance White Trim  
with White Baffle

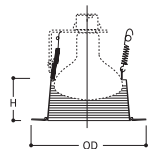
**ERT714**  
High Gloss Appliance White Trim  
with Black Baffle

## ERT717

### Large Aperture Plastic Baffle

- Coil spring retention

ET700	150W PAR38, 120W BR40, 150W R40
ET700R	150W R40, 120W BR40



Height: 2-3/4" [70mm]  
OD: 8" [203mm]



**ERT717WHT**  
High Gloss Appliance White Trim  
with White Baffle

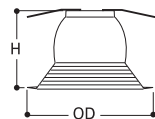
## ERT716

### Shallow Metal Baffle



- Socket supporting trim
- Friction clip retention

ET700	40W A19, 65W BR30, 75W PAR30, 75W PAR30L
ET700R	



Height: 4-1/4" [108mm]  
OD: 8" [203mm]



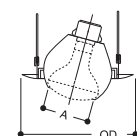
**ERT716WHT**  
High Gloss Appliance White Trim  
with White Baffle

## ERT704

### Eyeball

- Socket supporting trim
- Torsion springs pull trim tight to ceiling

ET700	75W R30, 75W PAR30, 75W PAR30L
ET700R	



Aperture: 3-15/16" [100mm]  
OD: 8" [203mm]



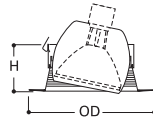
**ERT704**  
High Gloss Appliance White Trim  
with White Eyeball

**ERT711**


**Regressed Eyeball**

- Socket supporting trim

ET700	65W BR30, 75W R30, 75W PAR30
-------	------------------------------



Height: 3" [76mm]  
OD: 8" [203mm]



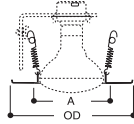
**ERT711**  
High Gloss Appliance White Trim and Eyeball with Black Baffle

**ERT706**

**Open**

- Coil Spring retention

ET700	65W BR30, 75W R30, 75W PAR30
ET700R	65W R30, 75W R30, 75W PAR30, 75W PAR30L



Aperture: 3-7/8" [98mm]  
OD: 8" [203mm]



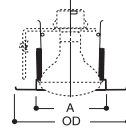
**ERT706**  
High Gloss Appliance White Trim

**ERT708**

**Large Aperture Open**

- Coil Spring retention

ET700	120W BR40, 150W R40
ET700R	



Aperture: 5-3/16" [131mm]  
OD: 8" [203mm]



**ERT708**  
High Gloss Appliance White Trim

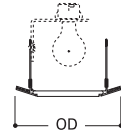
**ERT701**

**Albalite Lens Shower Light**



- Non-conductive, non-corrosive gasketed polymer trim ring
- Wet location listed for use in shower
- Torsion spring retention

ET700	60W A19
ET700R	



OD: 8" [203mm]



**ERT701**  
High Gloss Appliance White Trim

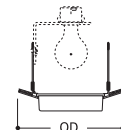
**ERT702**

**Drop Opal Plastic Lens Shower Light**



- Non-conductive, non-corrosive gasketed polymer trim ring
- Wet location listed for use in shower
- Torsion spring retention

ET700	60W A19
ET700R	



OD: 8" [203mm]



**ERT702**  
High Gloss Appliance White Trim with Drop Opal Lens

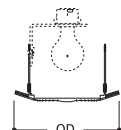
**ERT703**

**Fresnel Lens Shower Light**



- Non-conductive, non-corrosive gasketed polymer trim ring
- Wet location listed for use in shower
- Torsion spring retention

ET700	60W A19
ET700R	



OD: 8" [203mm]



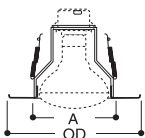
**ERT703**  
High Gloss Appliance White Trim with Fresnel Lens

## ERT705

### Open

- Socket supporting trim
- Coil spring retention
- Fixed socket position

ET700	65W BR30, 75W R30, 75W PAR30, 75W PAR30L
-------	---



Aperture: 3-7/8" [98mm]  
OD: 8" [203mm]



**ERT705**  
High Gloss Appliance White Trim

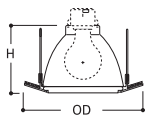
## ERT721

### Shower Light with Frosted Glass Lens and Reflector



- Socket supporting trim
- Torsion Springs pull trim tight to ceiling
- Non-conductive, non-corrosive gasketed polymer trim ring
- Wet location listed for use in showers

ET700	60W A19
ET700R	



Height: 4-1/4" [108mm]  
OD: 8" [203mm]



**ERT721**  
High Gloss Appliance White Trim  
with Frosted Glass Lens

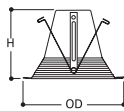
## ERT725

### Black Metal Baffle/Splay

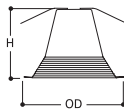


- Combination baffle/splay trim
- Socket Supporting trim
- Wide Trim flange hides ceiling cut out irregularities
- ERT725TS - Torsion spring retention
- ERT725 - Friction clip retention

ET700	50W PAR30L, 85W BR30, 90W A19, 100W R30,
ET700R	




ERT725TS



ERT725

Height: 5-3/8" [136mm]  
OD: 7-1/4" [184mm]



**ERT725TS**  
High Gloss Appliance White Trim  
with Black Baffle and Torsion  
Spring Construction

**ERT725**  
High Gloss Appliance White Trim  
with Black Baffle

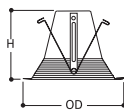
## ERT725WHT

### White Metal Baffle/Splay

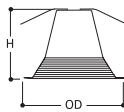


- Combination baffle/splay trim
- Socket Supporting trim
- Wide Trim flange hides ceiling cut out irregularities
- ERT725WHTTS - Torsion spring retention
- ERT725WHT - Friction clip retention

ET700	50W PAR30L, 75W PAR30L, 85W BR30, 90W A19, 100W R30
ET700R	




ERT725WHTTS



ERT725WHT

Height: 5-3/8" [136mm]  
OD: 7-1/4" [184mm]



**ERT725WHTTS**  
High Gloss Appliance White Trim  
with White Baffle and Torsion  
Spring Construction

**ERT725WHT**  
High Gloss Appliance White Trim  
with White Baffle

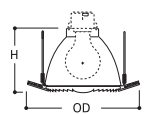
## ERT723

### Shower Light with Glass Fresnel Lens and Reflector



- Torsion springs pull trim tight to ceiling
- Non-conductive, non-corrosive gasketed polymer trim ring
- Wet location listed for use in showers
- Socket supporting trim


ET700	60W A19
ET700R	



Height: 4-1/4" [108mm]  
OD: 8" [203mm]



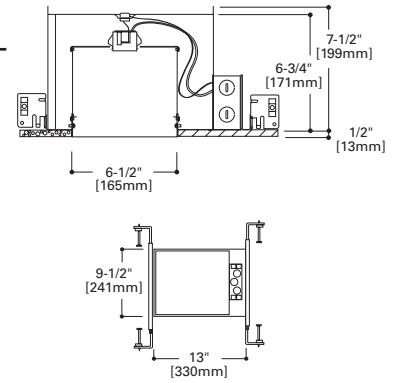
**ERT723**  
High Gloss Appliance White Trim  
with Glass Fresnel Lens



## E1700U

### 6" Aperture, New Construction, IC 120V Line Voltage

The All-Pro E1700U housing is designed to be used in direct contact with insulation. The IC construction allows an unbroken insulation barrier to be maintained. E1700U may be converted into AIR-TITE installation when used with AIR-TITE trims. Look for the AIR-TITE trim logo in this section.



### FEATURES

#### HOUSING

- Double wall aluminum construction for greater heat dissipation.
- Double wall housing allows higher wattages on select trims than single wall IC housing.

#### SOCKET PLATE

- Fixed socket plate maintains consistent lamp position.

#### PLASTER FRAME

- Galvanized steel construction.
- Regressed locking screw for securing hanger bars
- Cutouts for easily crimping hanger bars in position

#### JUNCTION BOX

- Positioned to accommodate straight conduit runs.
- Seven conduit knockouts are uniform 1/2" size with true pryout slots.

- Four pryouts with integral strain relief simplify "NM" non-metallic sheathed cable installation.
- Three quick connect wire connectors included.

#### ALL-NAIL™ BAR HANGERS

Bar Hanger features include:

- Pre-installed nail.
- Mini leveling foot aligns the housing to the bottom of the joist.
- Housing can be positioned at any point within 24" joist spans
- Score lines allow tool-free shortening for narrow joist spacing.
- Bar hangers may be repositioned 90° on plaster frame
- Integral T-bar clip snaps onto T-bars – no additional clips are required

#### SOCKET

Porcelain E26 socket with nickel plated brass screw shell.

#### THERMAL PROTECTOR

Self resetting thermal protector deactivates fixture if overheating occurs due to improper lamping or misapplied insulation.

#### LABELS

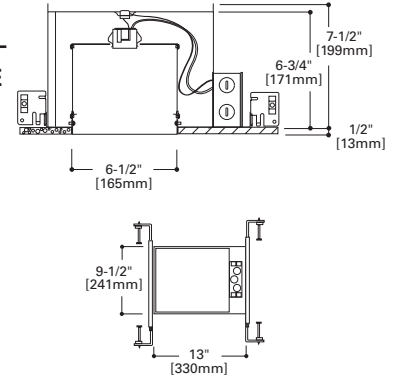
- UL/cUL Listed 1598 Luminaire
- UL/cUL Listed for Damp Location
- UL/cUL Listed for Feed Through
- UL/cUL Listed for Wet Location, covered ceiling
- UL/cUL Listed for Direct Contact with Insulation and combustible material



## E1700UAT

### 6" Aperture, New Construction, IC, AIR-TITE 120V Line Voltage

The All-Pro E1700UAT housing is designed to be used in direct contact with insulation. The IC construction allows an unbroken insulation barrier to be maintained and the AIR-TITE design meets restricted airflow requirements.



### FEATURES

#### HOUSING

- Double wall aluminum construction for greater heat dissipation.
- Double wall housing allows higher wattages on select trims than single wall IC housing.
- AIR-TITE gasket is pre-installed.

#### SOCKET PLATE

- Fixed socket plate maintains consistent lamp position.

#### PLASTER FRAME

- Galvanized steel construction.
- Regressed locking screw for securing hanger bars
- Cutouts for easily crimping hanger bars in position

#### JUNCTION BOX

- Positioned to accommodate straight conduit Runs.
- Seven conduit knockouts are uniform 1/2" size with true pryout slots.
- Four pryouts with integral strain relief simplify "NM" non-metallic sheathed cable installation.
- Three quick connect wire connectors included.

#### ALL-NAIL™ BAR HANGERS

Bar Hanger features include:

- Pre-installed nail.
- Mini leveling foot aligns the housing to the bottom of the joist.
- Housing can be positioned at any point within 24" joist spans
- Score lines allow tool-free shortening for narrow joist spacing.
- Bar hangers may be repositioned 90° on plaster frame
- Integral T-bar clip snaps onto T-bars – no additional clips are required

#### SOCKET

Porcelain E26 socket with nickel plated brass screw shell.

#### THERMAL PROTECTOR

Self resetting thermal protector deactivates fixture if overheating occurs due to improper lamping or misapplied insulation.

#### LABELS

- UL/cUL Listed 1598 Luminaire
- UL/cUL Listed for Damp Location
- UL/cUL Listed for Feed Through
- UL/cUL Listed for Wet Location, covered ceiling
- UL/cUL Listed for Direct Contact with Insulation and combustible material

#### QUALIFICATION

##### IC and AIR-TITE™

Certified under ASTM-E283 and listed UL/cUL 1598. May be used to meet insulated ceiling and restricted air-flow requirements such as:

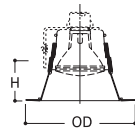
- Washington State Energy Code
- International Energy Conservation Code (IECC)
- New York State Energy Conservation Construction Code (NY-ECCC)
- State of California Title 24 "Recessed Luminaires in Insulated Ceilings."

## ERT710

### Specular Reflector

- Coil Spring retention

EI700U	75W PAR30, 75W PAR30L, 85W BR30, 90W BR40, 100W R30, 100W R40, 100W PAR38
EI700UAT	



Height: 2-7/8" [73mm]  
OD: 7-1/4" [184mm]



**ERT710**  
High Gloss Appliance White Trim  
with Clear Specular Reflector

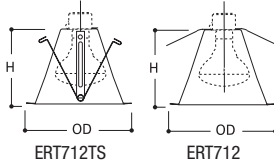
**ERT710G**  
High Gloss Appliance White Trim  
with Gold Reflector

## ERT712

### White Reflector

- Socket supporting trim
- ERT712 - Friction clip retention
- ERT712TS - Torsion spring retention

EI700U	60W A19, 75W PAR30, 75W PAR30L, 85W BR30, 100W R30, 120W BR40
EI700UAT	



Height: 5-3/8" [136mm]  
OD: 7-1/4" [184mm]



**ERT712TS**  
High Gloss Appliance White Trim  
with White Reflector and Torsion  
Spring Construction

**ERT712**  
High Gloss Appliance White Trim  
with White Reflector

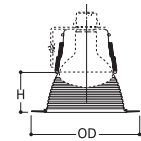


## ERT707

### Metal Baffle

- Coil Spring retention
- Two trim rings (narrow and wide), supplied with trim

EI700U	65W BR30, 75W R30, 75W PAR30, 75W PAR30L, 90W PAR38, 90W BR40, 100W R40
EI700UAT	



Height: 2-7/8" [73mm]  
Wide OD: 8" [203mm]  
Narrow OD: 7-1/4" [184mm]

Wide  
Trim Ring  
  
Narrow  
Trim Ring



**ERT707WHT**  
High Gloss Appliance White Trim  
with White Baffle

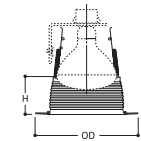
**ERT707**  
High Gloss Appliance White Trim  
with Black Baffle

## ERT709

### Large Aperture Metal Baffle

- Coil Spring retention
- Two trim rings (narrow and wide), supplied with trim

EI700U	90W BR40
EI700UAT	



Height: 2-5/8" [67mm]  
Wide OD: 8" [203mm]  
Narrow OD: 7-1/4" [184mm]

Wide  
Trim Ring  
  
Narrow  
Trim Ring



**ERT709WHT**  
High Gloss Appliance White Trim  
with White Baffle

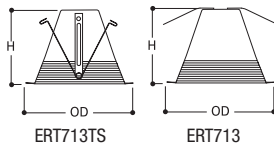
**ERT709**  
High Gloss Appliance White Trim  
with Black Baffle

## ERT713

### Black Metal Baffle

- Socket supporting trim
- ERT713 - Friction clip retention
- ERT713TS - Torsion spring retention

EI700U	60W A19, 75W PAR30, 75W PAR30L, 85W BR30, 120W BR40
EI700UAT	



Height: 5" [127mm]  
OD: 7-1/4" [184mm]



**ERT713TS**  
High Gloss Appliance White Trim  
with Black Baffle and Torsion  
Spring Construction

**ERT713**  
High Gloss Appliance White Trim  
with Black Baffle

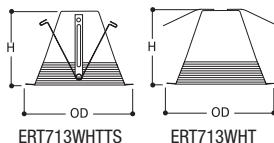


## ERT713WHT


### White Metal Baffle

- Socket supporting trim
- ERT713WHT - Friction clip retention
- ERT713WHTTS - Torsion spring retention

EI700U	60W A19, 75W PAR30, 75W PAR30L, 85W BR30, 100W R30, 120W BR40
EI700UAT	



Height: 5-3/8" [136mm]  
OD: 7-1/4" [184mm]



**ERT713WHTTS**  
High Gloss Appliance White Trim  
with White Baffle and Torsion  
Spring Construction

**ERT713WHT**  
High Gloss Appliance White Trim  
with White Baffle



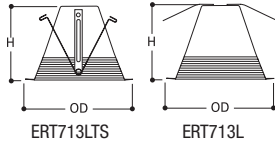
## ERT713L

### Black Metal Baffle



- Socket supporting trim
- Provides deeper lamp regression
- ERT713L - Friction clip retention
- ERT713LTS - Torsion spring retention

E1700U	40W A19, 75W PAR30, 75W PAR30L,
E1700UAT	85W BR30, 120W BR40



ERT713LTS  
ERT713L  
Height: 5-3/8" [136mm]  
OD: 7-1/4" [184mm]



**ERT713LTS**  
High Gloss Appliance White Trim with Black Baffle and Torsion Spring Construction

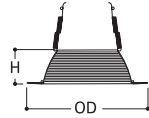
**ERT713L**  
High Gloss Appliance White Trim with Black Baffle

## ERT714

### Plastic Baffle

- Coil spring retention

E1700U	65W BR30, 75W PAR30,
E1700UAT	75W PAR30L



Height: 2-1/4" [57mm]  
OD: 8" [203mm]



**ERT714WHT**  
High Gloss Appliance White Trim with White Baffle

**ERT714**  
High Gloss Appliance White Trim with Black Baffle

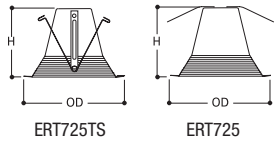
## ERT725

### Black Metal Baffle/Splay



- Combination baffle/splay trim
- Socket Supporting trim
- Wide Trim flange hides ceiling cut out irregularities
- ERT725TS - Torsion spring retention
- ERT725 - Friction clip retention

E1700U	40W A19, 75W PAR30L, 85W BR30,
E1700UAT	100W R30



ERT725TS  
ERT725  
Height: 5-3/8" [136mm]  
OD: 7-1/4" [184mm]



**ERT725TS**  
High Gloss Appliance White Trim with Black Baffle and Torsion Spring Construction

**ERT725**  
High Gloss Appliance White Trim with Black Baffle

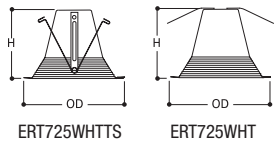
## ERT725WHT

### White Metal Baffle/Splay




- Combination baffle/splay trim
- Socket Supporting trim
- Wide Trim flange hides ceiling cut out irregularities
- ERT725WHTTS - Torsion spring retention
- ERT725WHT - Friction clip retention

E1700U	60W A19, 75W PAR30L, 85W BR30,
E1700UAT	100W R30



ERT725WHTTS  
ERT725WHT  
Height: 5-3/8" [136mm]  
OD: 7-1/4" [184mm]



**ERT725WHTTS**  
High Gloss Appliance White Trim with White Baffle and Torsion Spring Construction

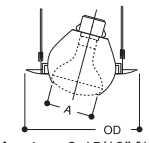
**ERT725WHT**  
High Gloss Appliance White Trim with White Baffle

## ERT704

### Eyeball

- Socket supporting trim
- Torsion springs pull trim tight to ceiling

E1700U	75W PAR30, 75W PAR30L,
E1700UAT	85W BR30, 100W R30



Aperture: 3-15/16" [100mm]  
OD: 8" [203mm]



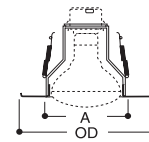
**ERT704**  
High Gloss Appliance White Trim with White Eyeball

## ERT705

### Open

- Socket supporting trim
- Coil spring retention
- Fixed socket position

ET700	75W PAR30, 75W PAR30L,
	85W BR30, 100W R30



Aperture: 3-7/8" [98mm]  
OD: 8" [203mm]



**ERT705**  
High Gloss Appliance White Trim



## ERT708

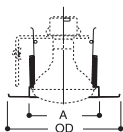
### Large Aperture Open

- Coil Spring retention

ET700	100W R40
ET700R	(Requires H1999 Socket Extender)

#### Accessory

**H1999**  
Socket Extender



Aperture: 5-3/16" [131mm]  
OD: 8" [203mm]



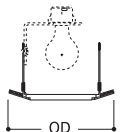
**ERT708**  
High Gloss Appliance White Trim

## ERT701

### Albalite Lens Shower Light

- Non-conductive, non-corrosive gasketed polymer trim ring
- Wet location listed for use in shower
- Torsion spring retention

ET700	40W A19
ET700R	



OD: 8" [203mm]



**ERT701**  
High Gloss Appliance White Trim

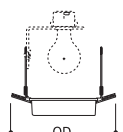


## ERT702

### Drop Opal Plastic Lens Shower Light

- Non-conductive, non-corrosive gasketed polymer trim ring
- Wet location listed for use in shower
- Torsion spring retention

ET700	40W A19
ET700R	



OD: 8" [203mm]



**ERT702**  
High Gloss Appliance White Trim  
with Drop Opal Lens

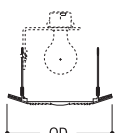


## ERT703

### Fresnel Lens Shower Light

- Torsion spring construction
- Wet location listed for use in shower

ET700	40W A19
ET700R	



OD: 8" [203mm]



**ERT703**  
High Gloss Appliance White Trim  
with Fresnel Lens

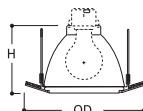


## ERT721

### Shower Light with Frosted Glass Lens and Reflector

- Torsion Springs pull trim tight to ceiling
- Non-conductive, non-corrosive gasketed polymer trim ring
- Wet location listed for use in showers
- Socket supporting trim

ET700	60W A19
ET700R	



Height: 4-1/4" [108mm]  
OD: 8" [203mm]



**ERT721**  
High Gloss Appliance White Trim  
with Frosted Glass Lens

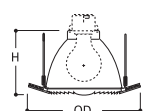


## ERT723

### Shower Light with Glass Fresnel Lens and Reflector

- Torsion springs pull trim tight to ceiling
- Non-conductive, non-corrosive gasketed polymer trim ring
- Wet location listed for use in showers
- Socket supporting trim

ET700	60W A19
ET700R	



Height: 4-1/4" [108mm]  
OD: 8" [203mm]



**ERT723**  
High Gloss Appliance White Trim  
with Glass Fresnel Lens

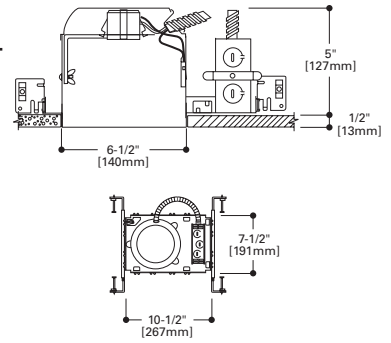




## EI2700

**6" Aperture, Shallow Ceiling, New Construction, IC 120V Line Voltage**

The EI2700 housing is designed for use in shallow ceilings. The EI2700 is designed for shallow ceilings and direct contact with insulation.



### FEATURES

#### HOUSING

- Aluminum construction for greater heat dissipation.

#### SOCKET PLATE

- Rigid socket plate adjusts and locks without tools for various lamp sizes.

#### PLASTER FRAME

- Galvanized steel construction.
- Housing adjusts in plaster frame 1-3/8" to accommodate different ceiling thicknesses
- Regressed locking screw for securing hanger bars
- Cutouts for easily crimping hanger bars in position

#### JUNCTION BOX

- Positioned to accommodate straight conduit runs.
- Seven conduit knockouts are uniform 1/2" size with true pryout slots.
- Four pryouts with integral strain relief simplify "NM" non-metallic sheathed cable installation.
- Three quick connect wire connectors included.

#### ALL-NAIL™ BAR HANGERS

Bar Hanger features include:

- Pre-installed nail.
- Mini leveling foot aligns the housing to the bottom of the joist.
- Housing can be positioned at any point within 24" joist spans
- Score lines allow tool-free shortening for narrow joist spacing.
- Bar hangers may be repositioned 90° on plaster frame
- Integral T-bar clip snaps onto T-bars – no additional clips are required

#### SOCKET

Porcelain E26 socket with nickel plated brass screw shell.

#### THERMAL PROTECTOR

Integral Thermal Protector deactivates fixture if an incorrect lamp is used or if ceiling insulation material is not applied correctly.

#### LABELS

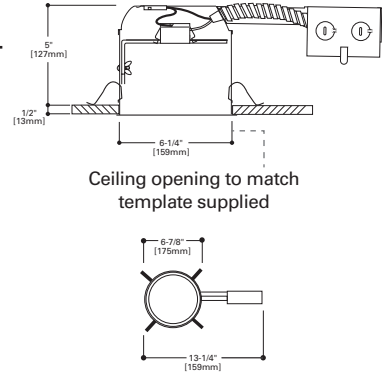
- UL/cUL Listed 1598 Luminaire
- UL/cUL Listed for Damp Location
- UL/cUL Listed for Feed Through
- UL/cUL Listed for Wet Location, covered ceiling
- UL/cUL Listed for Direct Contact with Insulation and combustible material



## EI2700R

**6" Aperture, Shallow Ceiling, Remodel, IC 120V Line Voltage**

The EI2700R housing is designed for remodeling use in existing shallow ceilings. The EI2700R housing is designed for shallow ceilings and direct contact with insulation. For installation from below the finished ceiling.



### FEATURES

#### HOUSING

- Aluminum construction for greater heat dissipation.

#### SOCKET PLATE

- Rigid socket plate adjusts and locks without tools for various lamp sizes.

#### REMODEL CLIPS

Four remodel clips secure housing and accommodate 1/2" and 5/8" ceiling thickness.

#### JUNCTION BOX

- Seven conduit knockouts are uniform 1/2" size with true pryout slots.
- Four pryouts with integral strain relief simplify "NM" non-metallic sheathed cable installation.
- Three quick connect wire connectors included.

#### SOCKET

Porcelain E26 socket with nickel plated brass screw shell.

#### THERMAL PROTECTOR

Integral Thermal Protector deactivates fixture if an incorrect lamp is used or if ceiling insulation material is not applied correctly.

#### LABELS

- UL/cUL Listed for Damp Location
- UL/cUL Listed for Feed Through
- UL/cUL Listed for Wet Location, covered ceiling
- UL/cUL Listed for Direct Contact with Insulation and combustible material

# EI2700AT

6" Aperture, Shallow Ceiling, New Construction, IC, AIR-TITE  
120V Line Voltage

The EI2700AT housing is designed for use in shallow ceilings where insulation is present. AIR-TITE design and meets restricted airflow requirements.



## FEATURES

### HOUSING

- Aluminum construction for greater heat dissipation.
- AIR-TITE gasket is pre-installed.

### SOCKET PLATE

- Rigid socket plate adjusts and locks without tools for various lamp sizes.

### PLASTER FRAME

- Housing adjusts in plaster frame 1" to accommodate different ceiling thicknesses.
- Regressed locking screw for securing hanger bars.
- Cutouts for easily crimping hanger bars in position.

### JUNCTION BOX

- Positioned to accommodate straight conduit runs.
- Seven conduit knockouts are uniform 1/2" size with true pryout slots.
- Four pryouts with integral strain relief simplify "NM" non-metallic sheathed cable installation.
- Three quick connect wire connectors included.

### ALL-NAIL™ BAR HANGERS

Bar Hanger features include:

- Pre-installed nail.
- Mini leveling foot aligns the housing to the bottom of the joist.
- Housing can be positioned at any point within 24" joist spans.
- Score lines allow tool-free shortening for narrow joist spacing.
- Bar hangers may be repositioned 90° on plaster frame.
- Integral T-bar clip snaps onto T-bars – no additional clips are required.

### SOCKET

Porcelain E26 socket with nickel plated brass screw shell.

### THERMAL PROTECTOR

Integral Thermal Protector deactivates fixture if an incorrect lamp is used or if ceiling insulation material is not applied correctly.

### LABELS

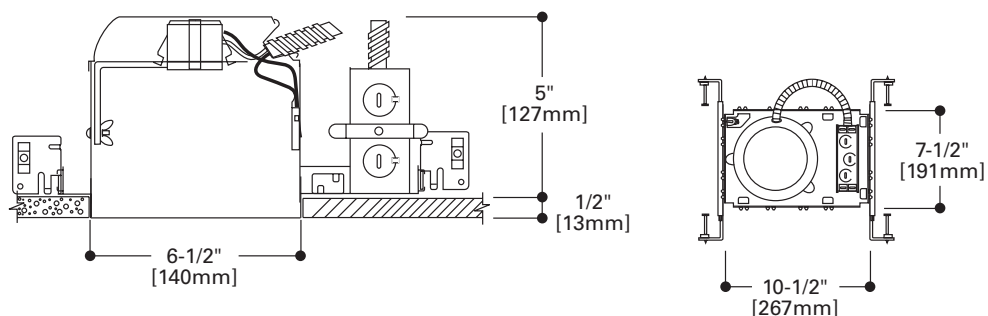
- UL/cUL Listed 1598 Luminaire
- UL/cUL Listed for Damp Location
- UL/cUL Listed for Feed Through
- UL/cUL Listed for Wet Location, covered ceiling
- UL/cUL Listed for Direct Contact with Insulation and combustible material

### QUALIFICATION

#### IC and AIR-TITE™

Certified under ASTM-E283 and listed UL/cUL 1598. May be used to meet insulated ceiling and restricted air-flow requirements such as:

- Washington State Energy Code
- International Energy Conservation Code (IECC)
- New York State Energy Conservation Construction Code (NY-ECCC)
- State of California Title 24 "Recessed Luminaires in Insulated Ceilings."

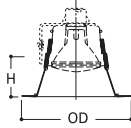


## ERT710

### Specular Reflector

- Coil spring retention

EI2700	50W PAR30, 65W BR30, 75W R30, 75W PAR30L
EI2700AT	
EI2700R	



Height: 2-7/8" [73mm]  
OD: 7-1/4" [184mm]



**ERT710**  
High Gloss Appliance White Trim  
with Clear Specular Reflector

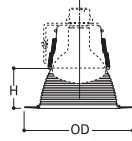
**ERT710G**  
High Gloss Appliance White Trim  
with Gold Reflector

## ERT707

### Metal Baffle

- Coil spring retention
- Two trim rings (narrow and wide), supplied with trim

EI2700	50W PAR30, 65W BR30, 75W PAR30L
EI2700AT	
EI2700R	65W BR30, 75W PAR30L



Height: 2-7/8" [73mm]  
Wide OD: 8" [203mm]  
Narrow OD: 7-1/4" [184mm]

Wide  
Trim Ring

Narrow  
Trim Ring



**ERT707WHT**  
High Gloss Appliance White Trim  
with White Baffle

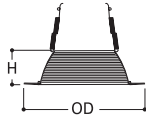
**ERT707**  
High Gloss Appliance White Trim  
with Black Baffle

## ERT714

### Plastic Baffle

- Coil spring retention

EI2700	65W BR30, 50W PAR30, 75W PAR30L
EI2700AT	
EI2700R	50W PAR30, 60W BR30



Height: 2-1/4" [57mm]  
OD: 8" [203mm]



**ERT714WHT**  
High Gloss Appliance White Trim  
with White Baffle

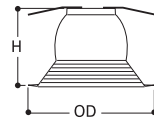
**ERT714**  
High Gloss Appliance White Trim  
with Black Baffle

## ERT716

### Shallow Metal Baffle

- Socket supporting trim
- Friction clip retention

EI2700	65W BR30, 75W PAR30, 75W PAR30L
EI2700AT	
EI2700R	



Height: 4-1/4" [108mm]  
OD: 8" [203mm]



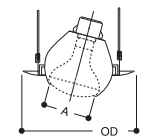
**ERT716WHT**  
High Gloss Appliance White Trim  
with White Baffle

## ERT704

### Eyeball

- Socket supporting trim
- Torsion springs pull trim tight to ceiling

EI2700	65W BR30, 75W R30, 75W PAR30L
EI2700AT	
EI2700R	65W BR30, 75W R30, 75W PAR30L



Aperture: 3-15/16" [100mm]  
OD: 8" [203mm]



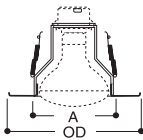
**ERT704**  
High Gloss Appliance White Trim  
with White Eyeball

## ERT705

Open

- Socket supporting trim
- Coil spring retention
- Fixed socket position

EI2700	50W PAR30L, 60W BR30, 75W PAR30
EI2700AT	
EI2700R	60W BR30



Aperture: 3-7/8" [98mm]  
OD: 8" [203mm]



**ERT705**  
High Gloss Appliance White Trim

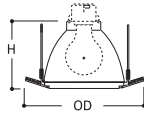
## ERT721

Shower Light with Frosted Glass Lens and Reflector



- Torsion springs pull trim tight to ceiling
- Non-conductive, non-corrosive gasketed polymer trim ring
- Wet location listed for use in showers
- Socket supporting trim

EI2700	35W PAR30L
EI2700AT	
EI2700R	40W A19



Height: 4-1/4" [108mm]  
OD: 8" [203mm]

*air* <sup>101</sup> *trim*



**ERT721**  
High Gloss Appliance White Trim  
with Frosted Glass Lens

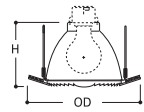
## ERT723

Shower Light with Glass Fresnel Lens and Reflector



- Torsion springs pull trim tight to ceiling
- Non-conductive, non-corrosive gasketed polymer trim ring
- Wet location listed for use in showers
- Socket supporting trim

EI2700	35W PAR30L
EI2700AT	
EI2700R	40W A19




Height: 4-1/4" [108mm]  
OD: 8" [203mm]

*air* <sup>101</sup> *trim*



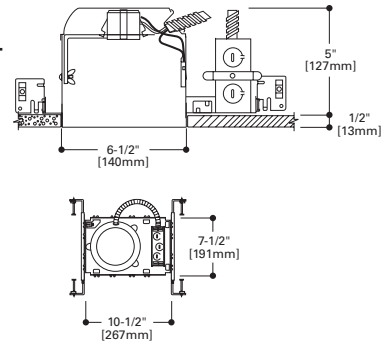
**ERT723**  
High Gloss Appliance White Trim  
with Glass Fresnel Lens



## ET2700

**6" Aperture, Shallow Ceiling, New Construction, Non-IC, 120V Line Voltage**

The ET2700 housing is designed for use in shallow ceilings. For use in non-insulated ceilings. If ceiling insulation is present, it must be kept 3 inches from all sides of housing.



### FEATURES

#### HOUSING

- Die-stamped CRS with white powder coat finish.

#### SOCKET PLATE

- Rigid socket plate adjusts and locks without tools for various lamp sizes.

#### PLASTER FRAME

- Galvanized steel construction.
- Housing adjusts in plaster frame 1-3/8" to accommodate different ceiling thicknesses
- Regressed locking screw for securing hanger bars
- Cutouts for easily crimping hanger bars in position

#### JUNCTION BOX

- Positioned to accommodate straight conduit runs.
- Seven conduit knockouts are uniform 1/2" size with true pryout slots.
- Four pryouts with integral strain relief simplify "NM" non-metallic sheathed cable installation.
- Three quick connect wire connectors included.

#### ALL-NAIL™ BAR HANGERS

Bar Hanger features include:

- Pre-installed nail.
- Mini leveling foot aligns the housing to the bottom of the joist.
- Housing can be positioned at any point within 24" joist spans
- Score lines allow tool-free shortening for narrow joist spacing.
- Bar hangers may be repositioned 90° on plaster frame
- Integral T-bar clip snaps onto T-bars – no additional clips are required

#### SOCKET

Porcelain E26 socket with nickel plated brass screw shell, snaps into trim for consistent lamp positioning.

#### THERMAL PROTECTOR

Integral Thermal Protector deactivates fixture if an incorrect lamp is used or if ceiling insulation material is not applied correctly.

#### LABELS

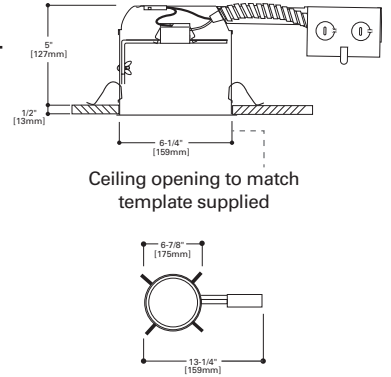
- UL/cUL Listed 1598 Luminaire
- UL/cUL Listed for Damp Location
- UL/cUL Listed for Feed Through
- UL/cUL Listed for Wet Location, covered ceiling
- IP Rated (Improper Lamp)



## ET2700R

**6" Aperture, Shallow Ceiling, Remodel, Non-IC, 120V Line Voltage**

The ET2700R housing is designed for remodeling use in shallow ceilings. The wide variety of trims available allows a number of different lighting effects to be created with one basic housing. For use in non-insulated ceilings. If ceiling insulation is present, it must be kept 3 inches from all sides of housing.



### FEATURES

#### HOUSING

- Die-stamped CRS with white powder coat finish.

#### SOCKET PLATE

- Rigid socket plate adjusts and locks without tools for various lamp sizes.

#### REMODEL CLIPS

Four remodel clips secure housing and accommodate 1/2" and 5/8" ceiling thickness.

#### JUNCTION BOX

- Seven conduit knockouts are uniform 1/2" size with true pryout slots.
- Four pryouts with integral strain relief simplify "NM" non-metallic sheathed cable installation.
- Three quick connect wire connectors included.

#### SOCKET

Porcelain E26 socket with nickel plated brass screw shell.

#### THERMAL PROTECTOR

Integral Thermal Protector deactivates fixture if an incorrect lamp is used or if ceiling insulation material is not applied correctly.

#### LABELS

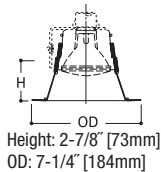
- UL/cUL Listed for Damp Location
- UL/cUL Listed for Feed Through
- UL/cUL Listed for Wet Location, covered ceiling
- IP Rated (Improper Lamp)

## ERT710

### Specular Reflector

- Coil spring retention

ET2700	75W PAR30, 75W PAR30L, 85W BR30, 100W R30
ET2700R	65W BR30, 75W R30, 75W PAR30, 75W PAR30L, 85W BR30



**ERT710**  
High Gloss Appliance White Trim with Clear Specular Reflector

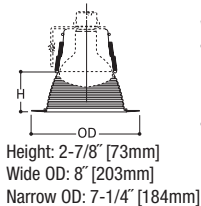
**ERT710G**  
High Gloss Appliance White Trim with Gold Reflector

## ERT707

### Metal Baffle

- Coil spring retention
- Two trim rings (narrow and wide), supplied with trim

ET2700	65W BR30, 75W R30, 75W PAR30, 75W PAR30L
ET2700R	



Wide Trim Ring  
Narrow Trim Ring



**ERT707WHT**  
High Gloss Appliance White Trim with White Baffle

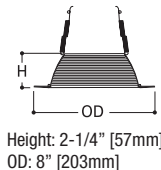
**ERT707**  
High Gloss Appliance White Trim with Black Baffle

## ERT714

### Plastic Baffle

- Coil spring retention

ET2700	75W R30, 75W PAR30, 85W BR30
ET2700R	75W PAR30, 75W PAR30L, 85W BR30



**ERT714WHT**  
High Gloss Appliance White Trim with White Baffle

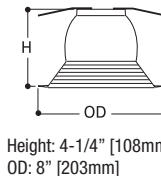
**ERT714**  
High Gloss Appliance White Trim with Black Baffle

## ERT716

### Shallow Metal Baffle

- Socket supporting trim
- Friction clip retention

ET2700	40W A19, 65W BR30, 75W PAR30, 75W PAR30L
ET2700R	



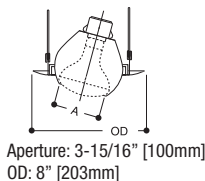
**ERT716WHT**  
High Gloss Appliance White Trim with White Baffle

## ERT704

### Eyeball

- Torsion springs pull trim tight to ceiling
- Socket supporting trim

ET2700	65W BR30, 75W R30, 75W PAR30, 75W PAR30L
ET2700R	



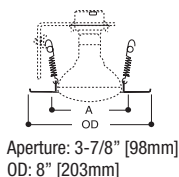
**ERT704**  
High Gloss Appliance White Trim with White Eyeball

## ERT706

### Open

- Coil Spring retention

ET2700	65W BR30, 75W R30, 75W PAR30, 75W PAR30L
ET2700R	



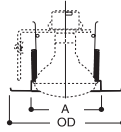
**ERT706**  
High Gloss Appliance White Trim

## ERT708

- Coil Spring retention

ET2700	120W BR40, 150W R40
--------	---------------------

### Large Aperture Open



Aperture: 5-3/16" [131mm]  
OD: 8" [203mm]



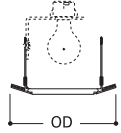
**ERT708**  
High Gloss Appliance White Trim

## ERT701

- Non-conductive, non-corrosive gasketed polymer trim ring
- Wet location listed for use in shower
- Torsion spring retention

ET2700	60W A19
--------	---------

### Albalite Lens Shower Light



OD: 8" [203mm]



**ERT701**  
High Gloss Appliance White Trim

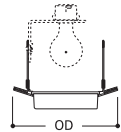


## ERT702

- Non-conductive, non-corrosive gasketed polymer trim ring
- Wet location listed for use in shower
- Torsion spring retention

ET2700	60W A19
--------	---------

### Drop Opal Plastic Lens Shower Light



OD: 8" [203mm]



**ERT702**  
High Gloss Appliance White Trim with Drop Opal Lens

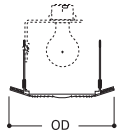


## ERT703

- Non-conductive, non-corrosive gasketed polymer trim ring
- Wet location listed for use in shower

ET2700	60W A19
--------	---------

### Fresnel Lens Shower Light



OD: 8" [203mm]



**ERT703**  
High Gloss Appliance White Trim with Fresnel Lens

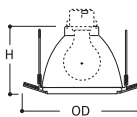


## ERT721

- Torsion springs pull trim tight to ceiling
- Non-conductive, non-corrosive gasketed polymer trim ring
- Wet location listed for use in showers
- Socket supporting trim

ET2700R	60W A19
---------	---------

### Shower Light with Frosted Glass Lens and Reflector



Height: 4-1/4" [108mm]  
OD: 8" [203mm]



**ERT721**  
High Gloss Appliance White Trim with Frosted Glass Lens

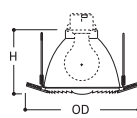


## ERT723

- Torsion springs pull trim tight to ceiling
- Non-conductive, non-corrosive gasketed polymer trim ring
- Wet location listed for use in showers
- Socket supporting trim

ET2700R	60W A19
---------	---------

### Shower Light with Glass Fresnel Lens and Reflector



Height: 4-1/4" [108mm]  
OD: 8" [203mm]



**ERT723**  
High Gloss Appliance White Trim with Glass Fresnel Lens





# ET4700

**6" Aperture, New Construction, Non-IC, Slope Ceiling  
120V Line Voltage**

Designed for sloped ceiling installations for ceilings from 2/12 to 6/12 pitch. The socket aiming mechanism allows the lamp to be aimed straight down regardless of ceiling pitch. For use in non-insulated ceilings. If ceiling insulation is present, it must be kept 3 inches from all sides of housing.



## FEATURES

### HOUSING

- Telescoping housing for ceiling construction down to 2" x 8". With deeper ceilings the housing provides sharper cutoff.
- Exclusive socket aiming mechanism swivels and rotates to properly align lamp. Slope indicator provides quick and consistent lamp settings (factory set for 3/12 slope).
- One piece seamless baffle presents a clean finished appearance
- Thermal protector guards against misuse of insulation materials.

### JUNCTION BOX

- Positioned to accommodate straight conduit runs.
- Seven conduit knockouts are uniform 1/2" size with true pryout slots.
- Four pryouts with integral strain relief simplify "NM" non-metallic sheathed cable installation.
- Three quick connect wire connectors included.

### ALL-NAIL™ BAR HANGERS

Bar Hanger features include:

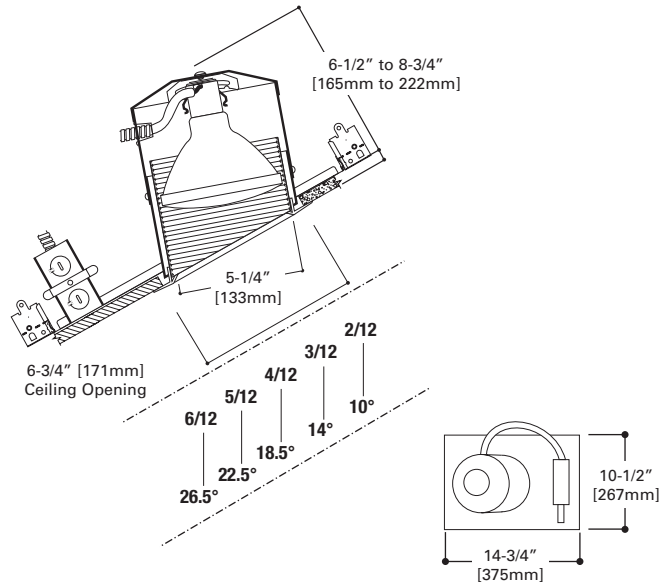
- Pre-installed nail.
- Mini leveling foot aligns the housing to the bottom of the joist.
- Housing can be positioned at any point within 24" joist spans.
- Score lines allow tool-free shortening for narrow joist spacing.
- Bar hangers may be repositioned 90° on plaster frame.
- Integral T-bar clip snaps onto T-bars – no additional clips are required.

### SOCKET

Porcelain E26 socket with nickel plated brass screw shell, snaps into trim for consistent lamp positioning.

### LABELS

- UL/cUL Listed 1598 Luminaire
- UL/cUL Listed for Damp Location
- UL/cUL Listed for Feed Through



## ERT4980

### Baffle

- One piece seamless baffle
- Baffle ridges are parallel to floor plane

ET4700	90W PAR38
--------	-----------



Aperture: 5-1/4" [133mm]  
OD: 8" [203mm]



**ERT4980WHT**  
High Gloss Appliance White Trim  
with White Baffle

**ERT4980**  
High Gloss Appliance White Trim  
with Black Baffle



## EI4700, EI4700AT

6" Aperture Slope Ceiling, New Construction, IC, AIR-TITE (EI4700AT)  
120V Line Voltage

Designed for sloped ceiling installations for ceilings from 2/12 to 6/12 pitch. The socket aiming mechanism allows the lamp to be aimed straight down regardless of ceiling pitch. For direct contact with insulation. In addition, EI4700AT design meets restricted airflow requirements.



### FEATURES

#### HOUSING

- EI4700AT Housing is AIR-TITE with gasket pre-installed.
- Double wall housing construction. Door in outer housing allows junction box access from below ceiling.
- Exclusive socket aiming mechanism swivels and rotates to properly align lamp. Slope indicator provides quick and consistent lamp settings (factory set for 3/12 slope).
- Integral thermal protector guards against improper lamping.

#### JUNCTION BOX

- Positioned to accommodate straight conduit runs.
- Seven conduit knockouts are uniform 1/2" size with true pryout slots.
- Four pryouts with integral strain relief simplify "NM" non-metallic sheathed cable installation.
- Three quick connect wire connectors included.

#### ALL-NAIL™ BAR HANGERS

Bar Hanger features include:

- Pre-installed nail.
- Mini leveling foot aligns the housing to the bottom of the joist.
- Housing can be positioned at any point within 24" joist spans
- Score lines allow tool-free shortening for narrow joist spacing.
- Bar hangers may be repositioned 90° on plaster frame
- Integral T-bar clip snaps onto T-bars – no additional clips are required

#### LABELS

- UL/cUL Listed 1598 Luminaire
- UL/cUL Listed for Damp Location
- UL/cUL Listed for Feed Through
- UL/cUL Listed for Wet Location, covered ceiling
- UL/cUL Listed for Direct Contact with Insulation and combustible material

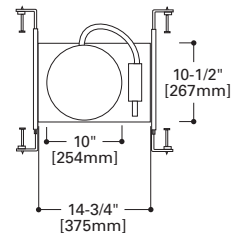
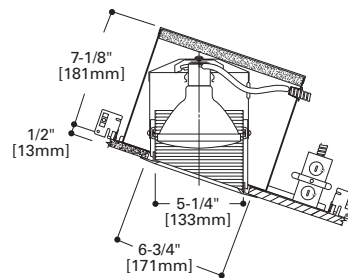
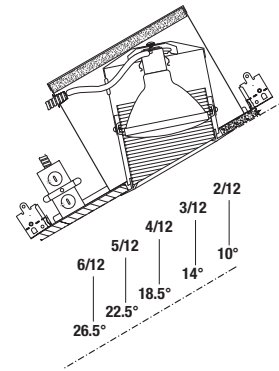
#### QUALIFICATION - EI4700AT

##### IC and AIR-TITE™

Certified under ASTM-E283 and listed UL/cUL 1598. May be used to meet insulated ceiling and restricted air-flow requirements such as:

- Washington State Energy Code
- International Energy Conservation Code (IECC)
- New York State Energy Conservation Construction Code (NY-ECCC)
- State of California Title 24 "Recessed Luminaires in Insulated Ceilings."

#### PITCH TO DEGREE CONVERSION

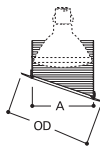


## ERT4980

### Baffle

- One piece seamless baffle
- Baffle ridges are parallel to floor plane

EI4700	90W PAR38
EI4700AT	



Aperture: 5-1/4" [133mm]  
OD: 8" [203mm]



**ERT4980WH T**  
High Gloss Appliance White Trim  
with White Baffle



**ERT4980**  
High Gloss Appliance White Trim  
with Black Baffle

# EI2072AT

## 6" Aperture, New Construction, IC, AIR-TITE Compact Fluorescent, 26W

The EI2072AT is designed for use in insulated ceilings and can be in direct contact with ceiling insulation. Includes 120V NPF electronic compact fluorescent ballast. AIR-TITE design meets restricted airflow requirements.



### FEATURES

#### HOUSING

- Single wall aluminum housing.
- AIR-TITE gasket is pre-installed.

#### PLASTER FRAME

- Regressed locking screw for securing hanger bars.
- Cutouts for easily crimping hanger bars in position.

#### JUNCTION BOX

- Positioned to accommodate straight conduit runs.
- Seven conduit knockouts are uniform 1/2" size with true pryout slots.
- Four pryouts with integral strain relief simplify "NM" non-metallic sheathed cable installation.
- Three quick connect wire connectors included.

#### ALL-NAIL™ BAR HANGERS

Bar Hanger features include:

- Pre-installed nail.
- Mini leveling foot aligns the housing to the bottom of the joist.
- Housing can be positioned at any point within 24" joist spans.
- Score lines allow tool-free shortening for narrow joist spacing.
- Bar hangers may be repositioned 90° on plaster frame
- Integral T-bar clip snaps onto T-bars – no additional clips are required

#### SOCKET

G24q-3/GX24q-3 socket for one 26W DTT - Double Twin Tube (Quad) or 26W TTT - Triple Twin Tube 4-pin lamp.

#### LAMP

Compact Fluorescent lamp (by others) 26 watt lamp generic designations:

DTT-Double Twin Tube (Quad) (CFQ):

- CFQ26W/GX24q - 2700K, 3000K, 3500K, 4100K

TTT-Triple Twin Tube (CFTR):

- CFTR26W/G24q - 2700K, 3000K, 3500K, 4100K

- Up to 12,000 hr rated average life
- 82CRI rated lamps provide excellent color and high visual comfort.
- Color temperature (warm to cool) options offer 2700K warm, 3000K, 3500K medium warm and 4100K cool incandescent-like light.

#### ELECTRONIC BALLAST

120 volt, 60 Hz, NPF electronic ballast. Meets FCC Title 47 CFR Part 18 consumer level limits.

#### LABELS

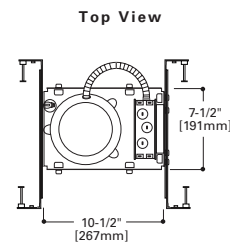
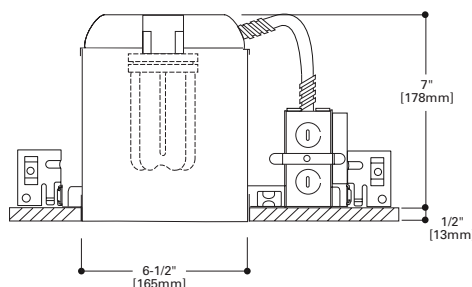
- UL/cUL Listed 1598 Luminaire
- UL/cUL Listed for Damp Location
- UL/cUL Listed for Feed Through
- UL/cUL Listed for Wet Location, covered ceiling
- UL/cUL Listed for Direct Contact with Insulation and combustible material

#### QUALIFICATION

##### IC and AIR-TITE™

Certified under ASTM-E283 and listed UL/cUL 1598. May be used to meet insulated ceiling and restricted air-flow requirements such as:

- Washington State Energy Code
- International Energy Conservation Code (IECC)
- New York State Energy Conservation Construction Code (NY-ECCC)
- State of California Title 24 "Recessed Luminaires in Insulated Ceilings."





# EI2072RAT

6" Aperture, Remodel, IC, AIR-TITE  
Compact Fluorescent, 26W

The EI2072RAT is designed for remodel applications in insulated existing ceilings and can be in direct contact with ceiling insulation. Includes 120V, NPF electronic compact fluorescent ballast. AIR-TITE design meets restricted airflow requirements. For installation from below the finished ceiling.



## FEATURES

### HOUSING

- Single wall aluminum housing.
- AIR-TITE gasket is pre-installed.

### REMODEL SPRINGS

Four remodel clips secure housing and accommodate 1/2" and 5/8" ceiling material.

### JUNCTION BOX

- Positioned to accommodate straight conduit runs.
- Seven conduit knockouts are uniform 1/2" size with true pryout slots.
- Four pryouts with integral strain relief simplify "NM" non-metallic sheathed cable installation.
- Three quick connect wire connectors included.

### ALL-NAIL™ BAR HANGERS

Bar Hanger features include:

- Pre-installed nail.
- Mini leveling foot aligns the housing to the bottom of the joist.
- Housing can be positioned at any point within 24" joist spans
- Score lines allow tool-free shortening for narrow joist spacing.
- Bar hangers may be repositioned 90° on plaster frame
- Integral T-bar clip snaps onto T-bars – no additional clips are required

### SOCKET

G24q-3/GX24q-3 socket for one 26W DTT - Double Twin Tube (Quad) or 26W TTT - Triple Twin Tube 4-pin lamp.

### LAMP

Compact Fluorescent lamp (by others) 26 watt lamp generic designations:

DTT-Double Twin Tube (Quad) (CFQ):

- CFQ26W/GX24q - 2700K, 3000K, 3500K, 4100K

TTT-Triple Twin Tube (CFTR):

- CFTR26W/G24q - 2700K, 3000K, 3500K, 4100K

- Up to 12,000 hr rated average life
- 82CRI rated lamps provide excellent color and high visual comfort.
- Color temperature (warm to cool) options offer 2700K warm, 3000K, 3500K medium warm and 4100K cool incandescent-like light.

### ELECTRONIC BALLAST

120 volt, 60Hz, NPF electronic ballast. Meets FCC Title 47 CFR Part 18 consumer level limits.

### LABELS

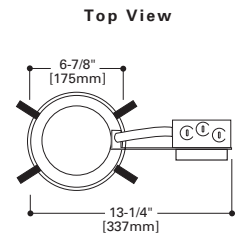
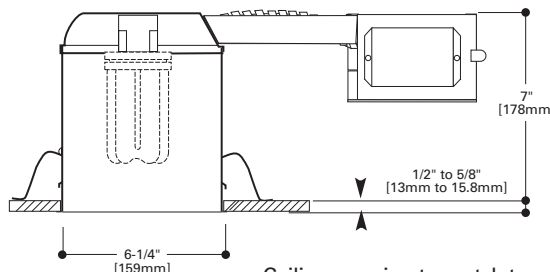
- UL/cUL Listed 1598 Luminaire
- UL/cUL Listed for Damp Location
- UL/cUL Listed for Feed Through
- UL/cUL Listed for Wet Location, covered ceiling
- UL/cUL Listed for Direct Contact with Insulation and combustible material

### QUALIFICATION

#### IC and AIR-TITE™

Certified under ASTM-E283 and listed UL/cUL 1598. May be used to meet insulated ceiling and restricted air-flow requirements such as:

- Washington State Energy Code
- International Energy Conservation Code (IECC)
- New York State Energy Conservation Construction Code (NY-ECCC)
- State of California Title 24 "Recessed Luminaires in Insulated Ceilings."



Ceiling opening to match template supplied

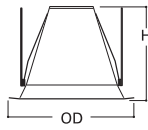
## ERT770

### Reflector

- Torsion springs pull trim tight to ceiling
- Self flanged trim ring
- Gloss White trim ring

EI2072AT	26W DTT or 26W TTT 4-pin Compact Fluorescent lamp
EI2072RAT	

DTT = Double Twin Tube, TTT = Triple Twin Tube



Height: 5-3/8" [136mm]  
OD: 7-1/4" [184mm]



#### ERT770MTS

Gloss White Trim Ring, Matte Haze Reflector

#### ERT770TS

Gloss White Trim Ring, Clear Specular Reflector

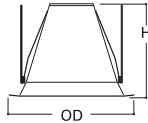
## ERT771

### Reflector

- Torsion springs pull trim tight to ceiling
- Self flanged trim ring
- Gloss White trim ring

EI2072AT	26W DTT or 26W TTT 4-pin Compact Fluorescent lamp
EI2072RAT	

DTT = Double Twin Tube, TTT = Triple Twin Tube



Height: 5-3/8" [136mm]  
OD: 7-1/4" [184mm]



#### ERT771TS

Gloss White Trim Ring and  
Gloss White Reflector

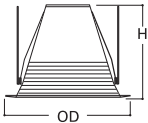
## ERT772

### Baffle and Reflector


- Torsion springs pull trim tight to ceiling
- Self flanged trim ring
- Gloss White trim ring

EI2072AT	26W DTT or 26W TTT 4-pin Compact Fluorescent lamp
EI2072RAT	

DTT = Double Twin Tube, TTT = Triple Twin Tube



Height: 5-3/8" [136mm]  
OD: 7-1/4" [184mm]



#### ERT772WHHTS

Gloss White Trim Ring, Gloss White Baffle with White Reflector and Torsion Springs

#### ERT772TS

Gloss White Trim Ring, Black Baffle with Torsion Springs

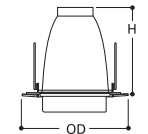
## ERT724

### Drop Opal Lens Showerlight

- White trim with drop opal glass lens
- Wet location listed for use in showers
- Non-conductive, non-corrosive gasketed polymer trim ring
- Torsion spring retention

EI2072AT	26W DTT or 26W TTT 4-pin Compact Fluorescent lamp
EI2072RAT	

DTT = Double Twin Tube, TTT = Triple Twin Tube



Height: 6-1/2" [165]  
OD: 8" [203mm]



#### ERT724

Gloss White Trim with Drop Opal Glass Lens, Wet Location Listed






Compact Fluorescent .....	P-3
Incandescent .....	P-11
Metal Halide .....	P-14

Rugged Galvanized Frames provide strength to hold up to the rigors of the job site. A 1/2" plaster lip is standard.

- Exclusive No Fuss Bar Hanger™ is standard.
- Bars can be locked to T-bars with a twist of screwdriver or pliers.
- A centering mechanism provides consistent centering of fixtures.
- Bar hangers allow 2-1/2" of vertical adjustment.
- Fixture can be used with 1/2" EMT for longer spans.
- Lockdown screw provides positive frame positioning.



- Positive torsion spring retention pulls PDS reflectors tight to the ceiling, preventing light leaks.
- PDS torsion springs are located 150 degrees apart to prevent improper installation.

A lighting design must factor in a variety of needs - aesthetics, regulatory, new technology, energy and total economic cost. The key focus is on creating a functional and motivating working environment in today's fast paced world.


PDS is a family of 6", 7" and 8" downlights designed to provide maximum performance without sacrificing cost. PDS combines visually comfortable optics and energy efficiency with in-stock availability.

Three key elements - reflector, socket adapter, and frame - combine to form a feature packed luminaire.

The PDS reflectors boast equal cutoff to lamp and lamp image. Clear reflectors offer low iridescent finish as standard as well as a painted white self-flange trim ring. These features allow for a clean appearance with the ceiling line and matching coordinated apertures across the PDS product line.

The PDS socket adapters include the socket cap with the appropriate number and type of sockets as well the required electronic ballast (for compact fluorescent and HID versions). Lamp positions lock into place ensuring photometric performance. Electronic ballasts are standard.

The PDS universal frames are dedicated to each aperture size and are used for compact fluorescent, metal halide and incandescent sources. Installation of PDS frames is also fast and easy with supplied No Fuss Bar Hangers™, minimizing labor costs on the job site.



**Socket Adapter** The electrical components - sockets, ballasts, wiring - are included with the socket adapter. Available in vertical and horizontal lamp positions, Socket Adapters provide modular flexibility. Horizontal compact fluorescent available in 1 lamp and 2 lamp versions. Compact fluorescent sockets feature universal bases and proper lamp retention for 4 pin lamps. Proper venting is supplied in all compact fluorescent products.

**Ballast and Thermal Protection** Current state of the art electronic ballasts deliver high power factor and low THD for compact fluorescent and metal halide lamps. These ballasts drive the lamps without flicker or noise (class A rated). Thermal protection, standard in all

units, deactivates unit if improper lamp type or wattage is used or if insulation is placed too close to fixture.

**Compact Fluorescent** ballasts are universal in voltage and in lamp wattage. They will operate 26, 32 and 42 watt lamps, at 120 through 277 volts. All ballasts provide current controlled starting as well as end of life protection. 0°F (-20°C) starting. Optional emergency battery backup with integral indicator light and test switch is available.

**HID** electronic ballasts provide excellent voltage regulation to lamp for consistent color, and up to 20% energy savings. -20°F (-30°C) starting.



**Reflectors** PDS offers a full range of reflector options including open, open wall wash, baffle and lens with a choice of patterns. One-piece construction avoids internal losses and light leaks that occur at the ceiling line. PDS provides a 5/8" overlapped flange to cover the ceiling cutout and provide a gap free aperture with no light leaks around the flange or visible cut edge of ceiling tile.

Reflectors are formed from high purity aluminum alloy and anodized with either a specular clear or semi specular clear (Haze) finish providing a consistent and durable finish for the life of your project. Baffles feature a specular clear upper finish with either black or white painted rolled grooves. Flanges are all painted white for a clean appearance with the ceiling.

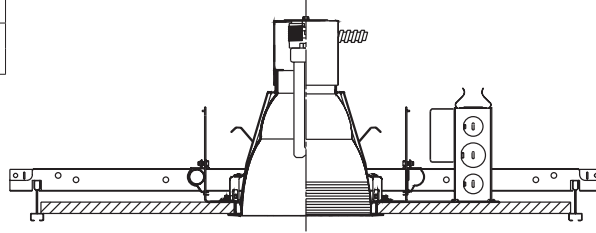
PDS open wall wash reflectors provide uniform vertical illumination with a downlight component and use the patented GRUVI™ concept. The 8" radial louver reflector provides shallow plenum use with maximum cutoff and is available in specular clear only.



**Vertical 6" Open, Compact Fluorescent**

Dimensions	Length	Width	Height	Cutout
Standard Housing	12-7/8"	10-5/8"	8-7/8"	6-1/4"
EM Housing	17-1/4"	10-5/8"	8-7/8"	

Lamp: (1) 26 or 32W TTT Compact Fluorescent



**STANDARD** (Frame, socket adapter and reflector ship separately.)

Example:

Frame	Socket Adapter/Ballast	Reflector
Example: <b>PD6</b>	Example: <b>V142E</b>	Example: <b>6VC</b>
<b>PD6</b>	<b>V142=One</b> 26/32/42W DTT/TTT	<b>6VC=6" Vertical</b> Specular Clear <b>6VH=6" Vertical</b> Semi-Specular Clear <b>6VBB=6" Vertical</b> Black Baffle <b>6VWB=6" Vertical</b> White Baffle
	<b>E=120-277V, 50/60Hz</b> Electronic Ballast <b>3E=347V, 60Hz Electronic</b> Ballast <b>1DMARKX=120V</b> Dimming, Advance Mark 10 <b>2DMARKX=277V</b> Dimming, Advance Mark 10	

**EMERGENCY** (Frame, socket adapter/battery pack ship together. Reflector ships separately.)

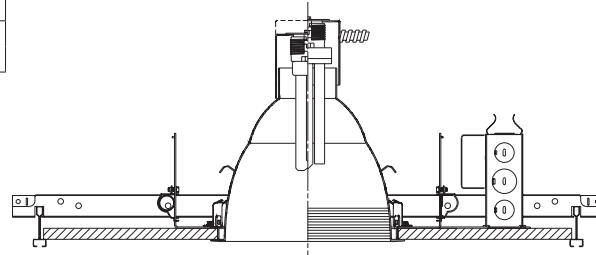
Frame	Socket Adapter/ Battery Pack	Reflector
Example: <b>PD6</b>	Example: <b>V142EEM</b>	Example: <b>6VEMC</b>
<b>PD6</b>	<b>V142EEM=</b> 1-26/32/42W DTT/TTT	<b>6VEMC=6" Vertical</b> Specular Clear <b>6VEMH=6" Vertical</b> Semi-Specular Clear <b>6VEMBB=6" Vertical</b> Black Baffle <b>6VEMWB=6" Vertical</b> White Baffle
	Other Standard, Dimming and EM ballasts available. Consult factory.	

**Vertical 7" Open, Compact Fluorescent**

Dimensions	Length	Width	Height	Cutout
Standard Housing	15-5/8"	13-1/2"	10"*	8"
EM Housing	17-1/4"	13-1/2"	10"*	

\*26W/32W 9-1/2"

Lamp: (1) 26 DTT, 26/32/42W TTT Compact Fluorescent



**STANDARD** (Frame, socket adapter and reflector ship separately.)

Example:

Frame	Socket Adapter/Ballast	Reflector
Example: <b>PD7</b>	Example: <b>V142E</b>	Example: <b>7VC</b>
<b>PD7</b>	<b>V142=One</b> 26/32/42W TTT	<b>7VC=7" Vertical</b> Specular Clear <b>7VH=7" Vertical</b> Semi-Specular Clear <b>7VBB=7" Vertical</b> Black Baffle <b>7VWB=7" Vertical</b> White Baffle
	<b>E=120-277V, 50/60Hz</b> Electronic Ballast <b>3E=347V, 60Hz Electronic</b> Ballast <b>1DMARKX=120V Dimming,</b> Advance Mark 10 <b>2DMARKX=277V Dimming,</b> Advance Mark 10	

**EMERGENCY** (Frame, socket adapter/battery pack ship together. Reflector ships separately.)

Frame	Socket Adapter/ Battery Pack	Reflector
Example: <b>PD7</b>	Example: <b>V142EEM</b>	Example: <b>7VEMC</b>
<b>PD7</b>	<b>V142EEM=1-</b> 26/32/42W TTT	<b>7VEMC=7" Vertical</b> Specular Clear <b>7VEMH=7" Vertical</b> Semi-Specular Clear <b>7VEMBB=7" Vertical</b> Black Baffle <b>7VEMWB=7" Vertical</b> White Baffle
	Other Standard, Dimming and EM ballasts available. Consult factory.	

**PD6  
PD7**

**Open  
Vertical  
Compact Fluorescent**

Low iridescent, specular or semi-specular clear reflectors

White painted self flange

Torsion springs pull reflector to ceiling

One piece folded metal socket cap

Universal voltage ballast

120V & 277V Advance Mark 10 dimming

Universal 4-pin socket

Galvanized steel frame with 1/2" plaster lip

Accommodates ceilings up to 2" thick

Bar hangers lock to T-bar with screwdrivers or pliers

Galvanized J-box with multiple KO's, listed for twelve #12AWG

90°C conductors

cUL listed, damp location

"EM" fixtures use internally mounted test switch/indicator light



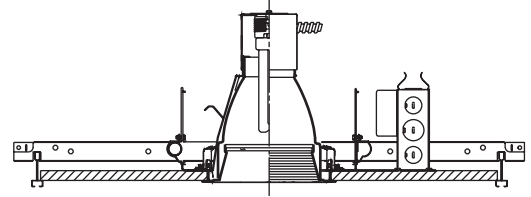
**Vertical 6" Lens, Compact Fluorescent**

Dimensions	Length	Width	Height	Cutout
Standard Housing	12-7/8"	10-5/8"	9-13/16"	6-1/4"
EM Housing	17-1/4"	10-5/8"	9-13/16"	6-1/4"

Lamp: (1) 26/32/42W TTT Compact Fluorescent



STANDARD (Frame, socket adapter and reflector ship separately.)



**PD6  
PD7**

**Lensed  
Vertical  
CFL**

Low iridescent, specular or semi-specular clear reflectors

White painted self flange

Torsion springs pull reflector to ceiling

One piece folded metal socket cap

Universal voltage ballast

120V & 277V Advance Mark 10 dimming

Universal 4-pin socket

Galvanized steel frame with 1/2" plaster lip

Accommodates ceilings up to 2" thick

Bar hangers lock to T-bar with screwdrivers or pliers

Galvanized J-box with multiple KO's, listed for twelve #12AWG 90°C conductors

cUL listed, wet location

Frame	Socket Adapter/Ballast	Reflector
Example: PD6	Example: V142E	Example: 6VL1BB
PD6	V142= One 26/32/42W TTT	E=120-277V, 50/60Hz Electronic Ballast 3E=347V, 60Hz Electronic Ballast 1DMARKX=120V Dimming, Advance Mark 10 2DMARKX=277V Dimming, Advance Mark 10
Other Standard, Dimming and EM ballasts available. Consult factory.		

- 6VL1BB=6" Vertical Prismatic Acrylic Black Baffle
- 6VL2BB=6" Vertical Prismatic Glass Black Baffle
- 6VL4BB=6" Vertical Fresnel Glass Black Baffle
- 6VL1WB=6" Vertical Prismatic Acrylic White Baffle
- 6VL2WB=6" Vertical Prismatic Glass White Baffle
- 6VL4WB=6" Vertical Fresnel Glass White Baffle
- 6VL1C=6" Vertical Prismatic Acrylic Specular Clear Cone
- 6VL1H=6" Vertical Prismatic Acrylic Semi-Specular Clear Cone
- 6VL2C=6" Vertical Prismatic Glass Specular Clear Cone
- 6VL2H=6" Vertical Prismatic Glass Semi-Specular Clear Cone
- 6VL4C=6" Vertical Fresnel Glass Specular Clear Cone
- 6VL4H=6" Vertical Fresnel Glass Semi-Specular Clear Cone

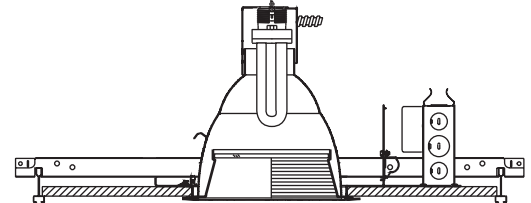
**Vertical 7" Lens, Compact Fluorescent**

Dimensions	Length	Width	Height	Cutout
Standard Housing	15-5/8"	13-1/2"	10"	8"
EM Housing	17-1/4"	13-1/2"	10"	8"

Lamp: (1) 26/32/42W TTT Compact Fluorescent



STANDARD (Frame, socket adapter and reflector ship separately.)



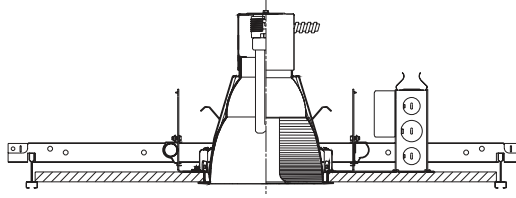
Frame	Socket Adapter/Ballast	Reflector
Example: PD7	Example: V142E	Example: 7VL1BB
PD7	V142= One 26/32/42W TTT	E=120-277V, 50/60Hz Electronic Ballast 3E=347V, 60Hz Electronic Ballast 1DMARKX=120V Dimming, Advance Mark 10 2DMARKX=277V Dimming, Advance Mark 10
Other Standard, Dimming and EM ballasts available. Consult factory.		

- 7VL1BB=7" Vertical Prismatic Acrylic Black Baffle
- 7VL2BB=7" Vertical Prismatic Glass Black Baffle
- 7VL4BB=7" Vertical Fresnel Glass Black Baffle
- 7VL1WB=7" Vertical Prismatic Acrylic White Baffle
- 7VL2WB=7" Vertical Prismatic Glass White Baffle
- 7VL4WB=7" Vertical Fresnel Glass White Baffle
- 7VL1C=7" Vertical Prismatic Acrylic Specular Clear Cone
- 7VL1H=7" Vertical Prismatic Acrylic Semi-Specular Clear Cone
- 7VL2C=7" Vertical Prismatic Glass Specular Clear Cone
- 7VL2H=7" Vertical Prismatic Glass Semi-Specular Clear Cone
- 7VL4C=7" Vertical Fresnel Glass Specular Clear Cone
- 7VL4H=7" Vertical Fresnel Glass Semi-Specular Clear Cone

### Vertical 6" Wall Wash, Compact Fluorescent

Dimensions	Length	Width	Height	Cutout
Standard Housing	12-7/8"	10-5/8"	8-7/8"	6-1/4"

Lamp: (1) 26 or 32W TTT Compact Fluorescent



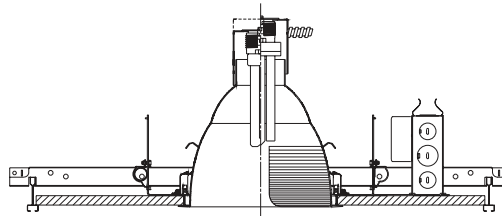
**STANDARD** (Frame, socket adapter and reflector ship separately.)

Frame	Socket Adapter/Ballast	Reflector
Example: <b>PD6</b>	Example: <b>V142E</b>	Example: <b>6VWC</b>
<b>PD6</b>	<b>V142=</b> One 26/32/42W TTT	<b>6VWC=6"</b> Vertical Open Wall Wash, Specular Clear <b>6VWH=6"</b> Vertical Open Wall Wash, Semi-Specular Clear
	<b>E=120-277V, 50/60Hz</b> Electronic Ballast <b>3E=347V, 60Hz</b> Electronic Ballast <b>1DMARKX=120V</b> Dimming, Advance Mark 10 <b>2DMARKX=277V</b> Dimming, Advance Mark 10	

### Vertical 7" Wall Wash, Compact Fluorescent

Dimensions	Length	Width	Height	Cutout
Standard Housing	15-5/8"	13-1/2"	9-1/2" (26W/32W) 10" (42W)	8"

Lamp: (1) 26 DTT, 26/32/42W TTT Compact Fluorescent



**STANDARD** (Frame, socket adapter and reflector ship separately.)

Frame	Socket Adapter/Ballast	Reflector
Example: <b>PD7</b>	Example: <b>V142E</b>	Example: <b>7VWC</b>
<b>PD7</b>	<b>V142=</b> One 26/32/42W DTT/TTT	<b>7VWC=7"</b> Vertical Open Wall Wash, Specular Clear <b>7VWH=7"</b> Vertical Open Wall Wash, Semi-Specular Clear
	<b>E=120-277V, 50/60Hz</b> Electronic Ballast <b>3E=347V, 60Hz</b> Electronic Ballast <b>1DMARKX=120V</b> Dimming, Advance Mark 10 <b>2DMARKX=277V</b> Dimming, Advance Mark 10	

## PD6 PD7

### Wall Wash Vertical CFL

Low iridescent, specular or semi-specular clear reflectors

White painted self flange

Torsion springs pull reflector to ceiling

One piece folded metal socket cap

Universal voltage ballast

120V & 277V Advance Mark 10 dimming

Universal 4-pin socket

Galvanized steel frame with 1/2" plaster lip

Accommodates ceilings up to 2" thick

Bar hangers lock to T-bar with screwdrivers or pliers

Galvanized J-box with multiple KO's, listed for twelve #12AWG

90°C conductors

cUL listed, damp location



## PD6 PD7

### Open Horizontal CFL

Low iridescent, clear reflector

White painted self flange

Torsion springs pull reflector to ceiling

One piece folded metal socket cap

Universal voltage ballast

120V & 277V Advance Mark 10 dimming

Universal 4-pin socket

Galvanized steel frame with 1/2" plaster lip

Accommodates ceilings up to 2" thick

Bar hangers lock to T-bar with screwdrivers or pliers

Galvanized J-box with multiple KO's, listed for twelve #12AWG 90° conductors

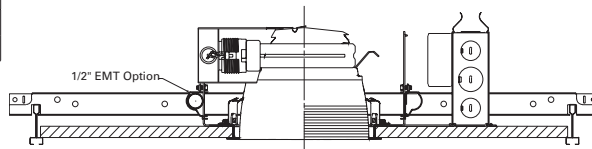
cUL listed, damp location

"EM" fixtures use internally mounted test switch/indicator light

### Horizontal 6" Open, Compact Fluorescent

Dimensions	Length	Width	Height	Cutout
Standard Housing	12-7/8"	10-5/8"	5-3/4"	6-1/4"
EM Housing	17-1/4"	10-5/8"	5-3/4"	

Lamp: (1) 18 or 26W DTT, 26/32/42W TTT  
OR  
(2) 18 or 26W DTT Compact Fluorescent



**STANDARD** (Frame, socket adapter and reflector ship separately.)

Frame	Socket Adapter/Ballast	Reflector
Example: PD6	Example: H2263E	Example: 6HC
PD6	H118=1-18W DTT H126=1-26W DTT H142=1-26/32/42W DTT/TTT H218=2-18W DTT H226=2-26W DTT	E=120-277V, 50/60Hz Electronic Ballast 3E=347V, 60Hz Electronic Ballast 1DMARKX=120V Dimming, Advance Mark 10 2DMARKX=277V Dimming, Advance Mark 10
		6HC=6" Horizontal Specular Clear 6HH=6" Horizontal Semi-Specular Clear 6HBB=6" Horizontal Black Baffle 6HWB=6" Horizontal White Baffle

Other Standard, Dimming and EM ballasts available. Consult factory.

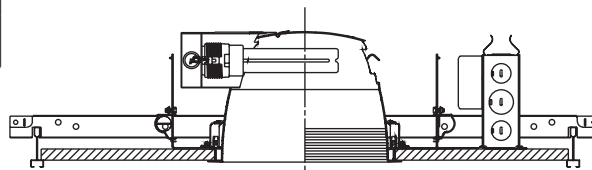
**EMERGENCY** (Frame, socket adapter/battery pack ship together. Reflector ships separately.)

Frame	Socket Adapter/Battery Pack	Reflector
Example: PD6	Example: H118EEM	Example: 6HEMC
PD6	H118EEM=1-18W DTT H126EEM=1-26W DTT H142EEM=1-26/32/42W TTT H218EEM=2-18W DTT H226EEM=2-26W DTT	6HEMC=6" Horizontal Specular Clear 6HEMH=6" Horizontal Semi-Specular Clear 6HEMBB=6" Horizontal Black Baffle 6HEMWB=6" Horizontal White Baffle

### Horizontal 7" Open, Compact Fluorescent

Dimensions	Length	Width	Height	Cutout
Standard Housing	15-5/8"	13-1/2"	5-7/8"	8"
EM Housing	17-1/4"	13-1/2"	5-7/8"	8"

Lamp: (1) 18 or 26W DTT, 26/32/42W TTT  
OR  
(2) 18 or 26W DTT Compact Fluorescent



**STANDARD** (Frame, socket adapter and reflector ship separately.)

Frame	Socket Adapter/Ballast	Reflector
Example: PD7	Example: H118E	Example: 7HC
PD7	H118=1-18W DTT H126=1-26W DTT H142=1-26/32/42W DTT/TTT H218=2-18W DTT H226=2-26W DTT	E=120-277V, 50/60Hz Electronic Ballast 3E=347V, 60Hz Electronic Ballast 1DMARKX=120V Dimming, Advance Mark 10 2DMARKX=277V Dimming, Advance Mark 10
		7HC=7" Horizontal Specular Clear 7HH=7" Horizontal Semi-Specular Clear 7HBB=7" Horizontal Black Baffle 7HWB=7" Horizontal White Baffle

Other Standard, Dimming and EM ballasts available. Consult factory.

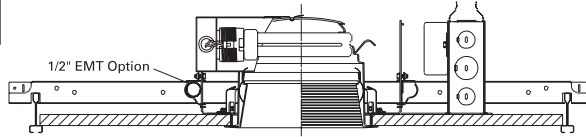
**EMERGENCY** (Frame, socket adapter/battery pack ship together. Reflector ships separately.)

Frame	Socket Adapter/Battery Pack	Reflector
Example: PD7	Example: H118EEM	Example: 7HEMC
PD7	H118EEM=1-18W DTT H126EEM=1-26W DTT H142EEM=1-26/32/42W TTT H218EEM=2-18W DTT H226EEM=2-26W DTT	7HEMC=7" Horizontal Specular Clear 7HEMH=7" Horizontal Semi-Specular Clear 7HEMBB=7" Horizontal Black Baffle 7HEMWB=7" Horizontal White Baffle

### Horizontal 6" Lens, Compact Fluorescent

Dimensions	Length	Width	Height	Cutout
Standard Housing	12-7/8"	10-5/8"	5-3/4"	6-1/4"
EM Housing	17-1/4"	10-5/8"	5-3/4"	

Lamp: (1) 18 or 26W DTT, 26/32/42W TTT  
OR  
(2) 18 or 26W DTT Compact Fluorescent



**STANDARD** (Frame, socket adapter and reflector ship separately.)

Frame	Socket Adapter/Ballast	Reflector
Example: <b>PD6</b>	Example: <b>H118E</b>	Example: <b>6HL1BB</b>
<b>PD6</b>	<b>H118</b> =1-18W DTT <b>H126</b> =1-26W DTT <b>H142</b> =1-26/32/42W DTT/TTT <b>H218</b> =2-18W DTT <b>H226</b> =2-26W DTT	<b>6HL1C</b> =6" Prismatic Acrylic Lens with Specular Clear Reflector <b>6HL1H</b> =6" Prismatic Acrylic Lens with Semi-Specular Clear Reflector <b>6HL1BB</b> =6" Prismatic Acrylic Lens with Black Baffle <b>6HL1WB</b> =6" Prismatic Acrylic Lens with White Baffle <b>6HL2C</b> =6" Prismatic Glass with Specular Clear Reflector <b>6HL2H</b> =6" Prismatic Glass with Semi-Specular Clear Reflector <b>6HL2BB</b> =6" Prismatic Glass with Black Baffle <b>6HL2WB</b> =6" Prismatic Glass with White Baffle <b>6HL4C</b> =6" Fresnel Lens with Specular Clear Reflector <b>6HL4H</b> =6" Fresnel Lens with Semi-Specular Clear Reflector <b>6HL4BB</b> =6" Fresnel Lens with Black Baffle <b>6HL4WB</b> =6" Fresnel Lens with White Baffle

Other Standard, Dimming and EM ballasts available. Consult factory.

## PD6 PD7

### Lensed Horizontal CFL

Low iridescent, clear reflector

White painted self flange

Torsion springs pull reflector to ceiling

One piece folded metal socket cap

Universal voltage ballast

120V & 277V Advance Mark 10 dimming

Universal 4-pin socket

Galvanized steel frame with 1/2" plaster lip

Accommodates ceilings up to 2" thick

Bar hangers lock to T-bar with screwdrivers or pliers

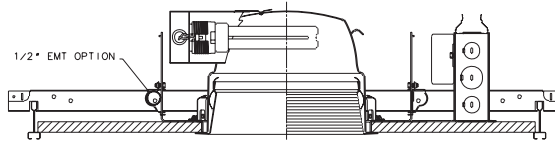
Galvanized J-box with multiple KO's, listed for twelve #12AWG 90° conductors

cUL listed, wet location

### Horizontal 7" Lens, Compact Fluorescent

Dimensions	Length	Width	Height	Cutout
Standard Housing	15-5/8"	13-1/2"	5-7/8"	8"
EM Housing	17-1/4"	13-1/2"	5-7/8"	

Lamp: (1) 18 or 26W DTT, 26/32/42W TTT  
OR  
(2) 18 or 26W DTT Compact Fluorescent



**STANDARD** (Frame, socket adapter and reflector ship separately.)

Frame	Socket Adapter/Ballast	Reflector
Example: <b>PD7</b>	Example: <b>H118E</b>	Example: <b>7HL1BB</b>
<b>PD7</b>	<b>H118</b> =1-18W DTT <b>H126</b> =1-26W DTT <b>H142</b> =1-26/32/42W DTT/TTT <b>H218</b> =2-18W DTT <b>H226</b> =2-26W DTT	<b>7HL1C</b> =7" Prismatic Acrylic Lens with Specular Clear Reflector <b>7HL1H</b> =7" Prismatic Acrylic Lens with Semi-Specular Clear Reflector <b>7HL1BB</b> =7" Prismatic Acrylic Lens with Black Baffle <b>7HL1WB</b> =7" Prismatic Acrylic Lens with White Baffle <b>7HL2C</b> =7" Prismatic Glass with Specular Clear Reflector <b>7HL2H</b> =7" Prismatic Glass with Semi-Specular Clear Reflector <b>7HL2BB</b> =7" Prismatic Glass with Black Baffle <b>7HL2WB</b> =7" Prismatic Glass with White Baffle <b>7HL4C</b> =7" Fresnel Lens with Specular Clear Reflector <b>7HL4H</b> =7" Fresnel Lens with Semi-Specular Clear Reflector <b>7HL4BB</b> =7" Fresnel Lens with Black Baffle <b>7HL4WB</b> =7" Fresnel Lens with White Baffle

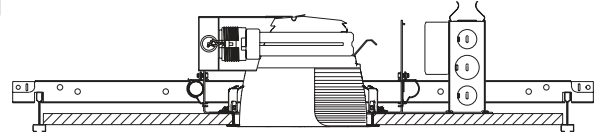
Other Standard, Dimming and EM ballasts available. Consult factory.



### Horizontal 6" Wall Wash, Compact Fluorescent

Dimensions	Length	Width	Height	Cutout
Standard Housing	12-7/8"	10-5/8"	5-3/4"	6-1/4"

Lamp: (1) 18 or 26W DTT, 26/32/42W TTT  
OR  
(2) 18 or 26W DTT Compact Fluorescent



**STANDARD** (Frame, socket adapter and reflector ship separately.)

## PD6 PD7

### Wall Wash Horizontal CFL

Low iridescent, specular or semi-specular clear reflectors

White painted self flange

Torsion springs pull reflector to ceiling

One piece folded metal socket cap

Universal voltage ballast

120V & 277V Advance Mark 10 dimming

Universal 4-pin socket

Galvanized steel frame with 1/2" plaster lip

Accommodates ceilings up to 2" thick

Bar hangers lock to T-bar with screwdrivers or pliers

Galvanized J-box with multiple KO's, listed for twelve #12AWG

90°C conductors

cUL listed, damp location

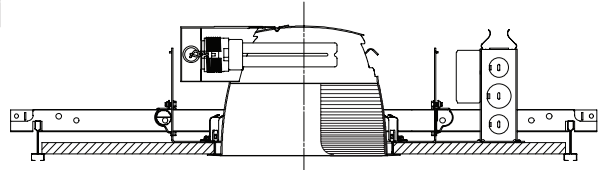
Frame	Socket Adapter/Ballast	Reflector
Example: <b>PD6</b>	Example: <b>V142E</b>	Example: <b>6VWC</b>
<b>PD6</b>	<b>H118</b> =1-18W DTT <b>H126</b> =1-26W DTT <b>H142</b> =1-26/32/42W DTT/TTT <b>H218</b> =2-18W DTT <b>H226</b> =2-26W DTT	<b>E</b> =120-277V, 50/60Hz Electronic Ballast <b>3E</b> =347V, 60Hz Electronic Ballast <b>1DMARKX</b> =120V Dimming, Advance Mark 10 <b>2DMARKX</b> =277V Dimming, Advance Mark 10

**6HWC**=6" Horizontal Open Wall Wash, Specular Clear  
**6HWH**=6" Horizontal Open Wall Wash, Semi-Specular Clear

### Horizontal 7" Wall Wash, Compact Fluorescent

Dimensions	Length	Width	Height	Cutout
Standard Housing	15-5/8"	13-1/2"	5-7/8"	8"

Lamp: (1) 18 or 26W DTT, 26/32/42W TTT  
OR  
(2) 18 or 26W DTT Compact Fluorescent



**STANDARD** (Frame, socket adapter and reflector ship separately.)

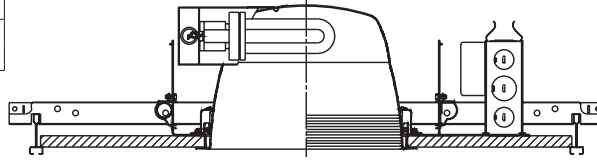
Frame	Socket Adapter/Ballast	Reflector
Example: <b>PD7</b>	Example: <b>V142E</b>	Example: <b>7VWC</b>
<b>PD7</b>	<b>H118</b> =1-18W DTT <b>H126</b> =1-26W DTT <b>H142</b> =1-26/32/42W DTT/TTT <b>H218</b> =2-18W DTT <b>H226</b> =2-26W DTT	<b>E</b> =120-277V, 50/60Hz Electronic Ballast <b>3E</b> =347V, 60Hz Electronic Ballast <b>1DMARKX</b> =120V Dimming, Advance Mark 10 <b>2DMARKX</b> =277V Dimming, Advance Mark 10

**7HWC**=7" Horizontal Open Wall Wash, Specular Clear  
**7HWH**=7" Horizontal Open Wall Wash, Semi-Specular Clear

### Horizontal 8" Open, Compact Fluorescent

Dimensions	Length	Width	Height	Cutout
Standard Housing	18-1/8"	13-1/2"	6-3/8"	9"
EM Housing	18-1/8"	13"	6-3/8"	

Lamp: (1) 26W DTT, 26/32/42W TTT  
OR  
(2) 26W DTT, 26/32/42W TTT Compact Fluorescent



**STANDARD** (Frame, socket adapter and reflector ship separately.)

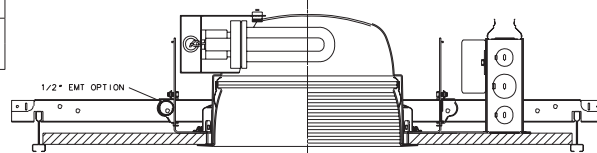
Frame	Socket Adapter/Ballast	Reflector
Example: PD8	Example: HW142E	Example: 8HC
PD8	<p><b>HW142</b>=1-26/32/42W TTT or 1-26W DTT</p> <p><b>HW242</b>=2-26/32/42W TTT or 2-26W DTT</p> <p>Other Standard, Dimming and EM ballasts available. Consult factory.</p>	<p><b>8HC</b>=8" Horizontal Specular Clear</p> <p><b>8HH</b>=8" Horizontal Semi-Specular Clear</p> <p><b>8HBB</b>=8" Horizontal Black Baffle</p> <p><b>8HWB</b>=8" Horizontal White Baffle</p>
	<p><b>E</b>=120-277V, 50/60Hz Electronic Ballast</p> <p><b>3E</b>=347V, 60Hz Electronic Ballast</p> <p><b>1DMARKX</b>=120V Dimming, Advance Mark 10</p> <p><b>2DMARKX</b>=277V Dimming, Advance Mark 10</p> <p><b>1D26MARKX</b>=120V Dimming, Advance Mark 10*</p> <p><b>2D26MARKX</b>=277V Dimming, Advance Mark 10*</p>	

**EMERGENCY** (Frame, socket adapter/battery pack ship together. Reflector ships separately.)

Frame	Socket Adapter/Battery Pack	Reflector
Example: PD8	Example: HW142EEM	Example: 8HEMC
PD8	<p><b>HW142EEM</b>=1-26/32/42W TTT or 1-26W DTT</p> <p><b>HW242EEM</b>=2-26/32/42W TTT or 1-26W DTT</p>	<p><b>8HEMC</b>=8" Horizontal Specular Clear</p> <p><b>8HEMH</b>=8" Horizontal Semi-Specular Clear</p> <p><b>8HEMBB</b>=8" Horizontal Black Baffle</p> <p><b>8HEMWB</b>=8" Horizontal White Baffle</p>

### Horizontal 8" Lens, Compact Fluorescent

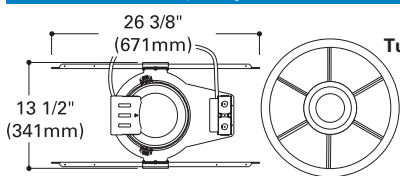
Dimensions	Length	Width	Height	Cutout
Standard Housing	18-1/8"	13-1/2"	5-7/8"	9"
EM Housing	18-1/8"	13"	5-7/8"	



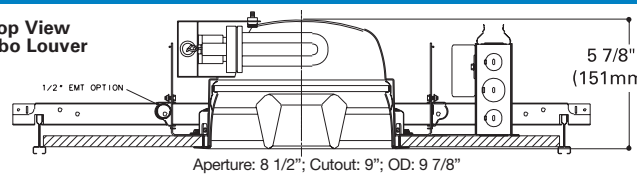
**STANDARD** (Frame, socket adapter and reflector ship separately.)

Frame	Socket Adapter/Ballast	Reflector
Example: PD8	Example: HW142E	Example: 8HL1C
PD8 (Wet Location Listed)	<p><b>HW142</b>=1-26/32/42W TTT or 1-26W DTT</p> <p><b>HW242</b>=2-26/32/42W TTT or 2-26W DTT</p> <p>Other Standard, Dimming and EM ballasts available. Consult factory.</p>	<p><b>8HL1C</b>=8" Prismatic Acrylic Lens with Specular Clear Reflector</p> <p><b>8HL1H</b>=8" Prismatic Acrylic Lens with Semi-Specular Clear Reflector</p> <p><b>8HL1BB</b>=8" Prismatic Acrylic Lens with Black Baffle</p> <p><b>8HL1WB</b>=8" Prismatic Acrylic Lens with White Baffle</p> <p><b>8HL2C</b>=8" Prismatic Glass Lens with Specular Clear Reflector</p> <p><b>8HL2H</b>=8" Prismatic Glass Lens with Semi-Specular Clear Reflector</p> <p><b>8HL2BB</b>=8" Prismatic Glass Lens with Black Baffle</p> <p><b>8HL2WB</b>=8" Prismatic Glass Lens with White Baffle</p> <p><b>8HL4C</b>=8" Fresnel Lens with Specular Clear Reflector</p> <p><b>8HL4H</b>=8" Fresnel Lens with Semi-Specular Clear Reflector</p> <p><b>8HL4BB</b>=8" Fresnel Lens with Black Baffle</p> <p><b>8HL4WB</b>=8" Fresnel Lens with White Baffle</p>

### Horizontal 8" Louver, Compact Fluorescent



Top View Turbo Louver



Aperture: 8 1/2"; Cutout: 9"; OD: 9 7/8"

Frame	Socket Adapter	Reflector
Example: PD8	Example: HW1421E	Example: 8HRC
PD8	<p><b>HW142</b>=1-26/32/42W TTT or 1-26W DTT</p> <p><b>HW242</b>=2-26/32/42W TTT or 2-26W DTT</p> <p>Other Standard, Dimming and EM ballasts available. Consult factory.</p>	<p><b>8HRC</b> =8" Turbo Reflector</p>
	<p><b>E</b>=120-277V, 50/60Hz Electronic Ballast</p> <p><b>3E</b>=347V, 60Hz Electronic Ballast</p> <p><b>1DMARKX</b>=120V Dimming, Advance Mark 10</p> <p><b>2DMARKX</b>=277V Dimming, Advance Mark 10</p> <p><b>1D26MARKX</b>=120V Dimming, Advance Mark 10*</p> <p><b>2D26MARKX</b>=277V Dimming, Advance Mark 10*</p>	

\*1D26MARKX, 2D26MARKX Only necessary with a 2-26 DTT. For every other configuration specify 1DMARKX or 2DMARKX.



## PD8

Open/Lens/  
Louver  
Horizontal  
CFL

Low iridescent, clear reflector

White painted self flange

Torsion springs pull reflector to ceiling

One piece folded metal socket cap

Universal voltage ballast

120V & 277V Advance Mark 10 dimming

Universal 4-pin socket

Galvanized steel frame with 1/2" plaster lip

Accommodates ceilings up to 2" thick

Bar hangers lock to T-bar with screwdrivers or pliers

Galvanized J-box with multiple KO's, listed for twelve #12AWG 90° conductors

cUL listed

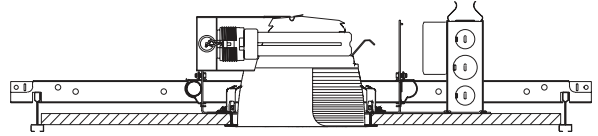
"EM" fixtures use internally mounted test switch/indicator light



**Horizontal 8" Wall Wash, Compact Fluorescent**

Dimensions	Length	Width	Height	Cutout
Standard Housing	15-5/8"	13-1/2"	6-3/8"	9"

Lamp: (1) 26W DTT, 26/32/42W TTT  
OR  
(2) 26W DTT, 26/32/42W TTT Compact Fluorescent



**STANDARD** (Frame, socket adapter and reflector ship separately.)

**PD8**

**Wall Wash  
Horizontal  
CFL**

Low iridescent, specular or semi-specular clear reflectors

White painted self flange

Torsion springs pull reflector to ceiling

One piece folded metal socket cap

Universal voltage ballast

120V & 277V Advance Mark 10 dimming

Universal 4-pin socket

Galvanized steel frame with 1/2" plaster lip

Accommodates ceilings up to 2" thick

Bar hangers lock to T-bar with screwdrivers or pliers

Galvanized J-box with multiple KO's, listed for twelve #12AWG

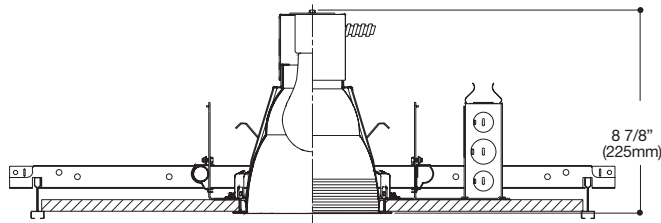
90°C conductors

cUL listed, damp location

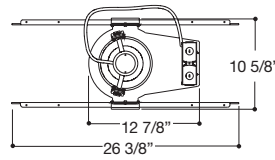
Frame	Socket Adapter/Ballast	Reflector
Example: <b>PD8</b>	Example: <b>V142E</b>	Example: <b>8VWC</b>
<b>PD8</b>	<b>H142</b> =1-26/32/42W DTT/TTT <b>H226</b> =2-26W DTT/TTT <b>H242</b> =2-32/42W TTT	<b>8HWC</b> =8" Horizontal Open Wall Wash, Specular Clear <b>8HWH</b> =8" Horizontal Open Wall Wash, Semi-Specular Clear
	<b>E</b> =120-277V, 50/60Hz Electronic Ballast <b>3E</b> =347V, 60Hz Electronic Ballast <b>1DMARKX</b> =120V Dimming, Advance Mark 10 <b>2DMARKX</b> =277V Dimming, Advance Mark 10	



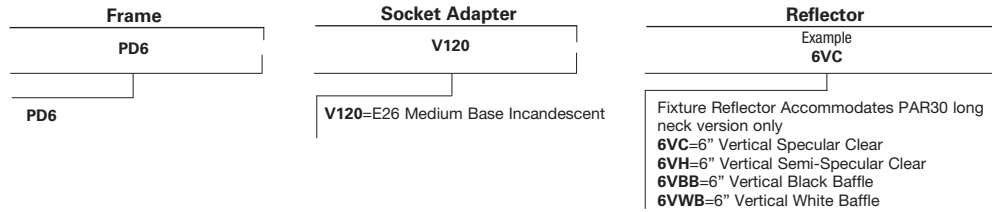
**6" Open, Incandescent A21 - 150W max.**



Aperture: 5 3/4" (147mm)  
Cutout: 6 1/4" (158mm)  
OD: 7" (176mm)



Frame, socket adapter and reflector ship separately.



**PD6  
PD7**

**Open Incandescent**

Low iridescent, clear reflector

White painted self flange

Torsion springs pull reflector to ceiling

One piece folded metal socket cap

Galvanized steel frame with 1/2" plaster lip

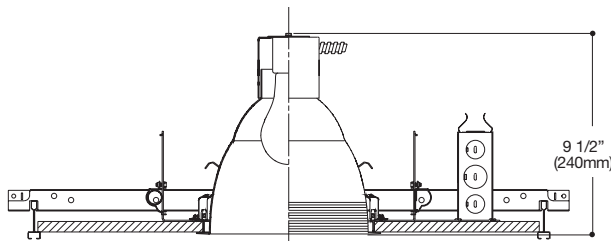
Accommodates ceilings up to 2" thick

Bar hangers lock to T-bar with screwdrivers or pliers

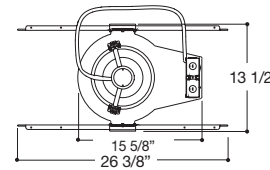
Galvanized J-box with multiple KO's, listed for twelve #12AWG 90° conductors

cUL listed, damp location

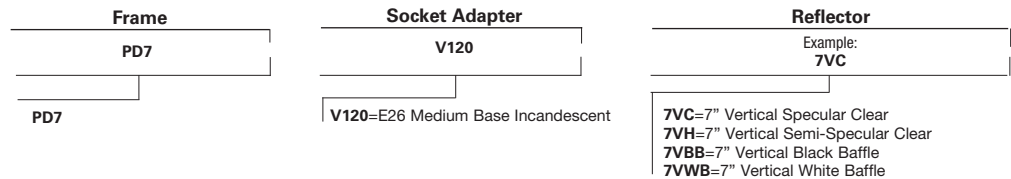
**7" Open, Incandescent A21 - 150W max.**



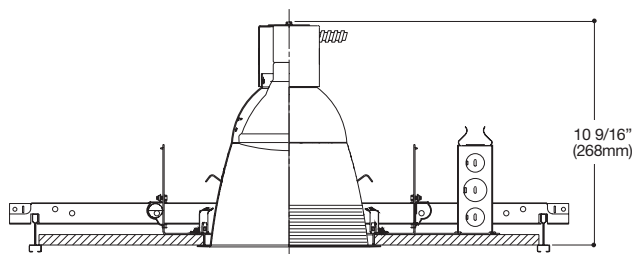
Aperture: 7 3/8" (187mm); Cutout: 8" (201mm); OD: 8 5/8" (221mm)



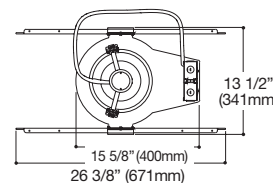
Frame, socket adapter and reflector ship separately.



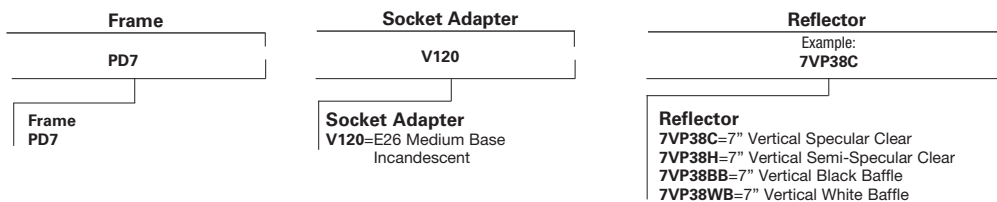
**7" Open, Incandescent PAR38, - 90W PAR38, Q150 PAR38**



Aperture: 7 3/8" (187mm); Cutout: 8" (201mm); OD: 8 5/8" (221mm)

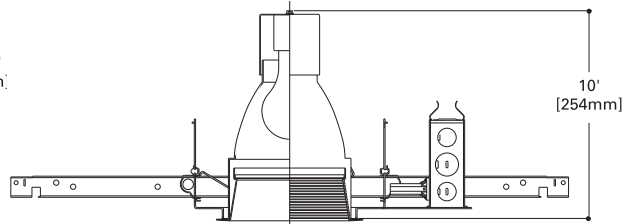
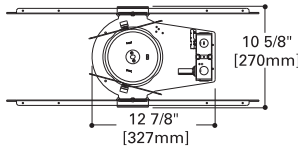


Frame, socket adapter and reflector ship separately.





6" Lens Incandescent , A19 - 150W max.



Aperture: 5 5/8" (143mm)  
Cutout: 6 1/4" (158mm)  
OD: 7" (176mm)

Frame, socket adapter and reflector ship separately.

Frame	Socket Adapter	Reflector
PD6	V120	Example: 6VL2WB
PD6	V120=E26 Medium Base Incandescent	6VL2C=6" Vertical Prismatic Glass Lens, Specular Clear 6VL2H=6" Vertical Prismatic Glass Lens, Semi-Specular Clear 6VL2BB=6" Vertical Prismatic Glass Lens, Black Baffle 6VL2WB=6" Vertical Prismatic Glass Lens, White Baffle 6VL4EC=6" Vertical Fresnel Lens, Specular Clear 6VL4EH=6" Vertical Fresnel Lens, Semi-Specular Clear 6VL4EBB=6" Vertical Fresnel Lens, Black Baffle 6VL4EWB=6" Vertical Fresnel Lens, White Baffle

PD6  
PD7

Lensed Incandescent

Low iridescent, clear reflector

White painted self flange

Torsion springs pull reflector to ceiling

One piece folded metal socket cap

Galvanized steel frame with 1/2" plaster lip

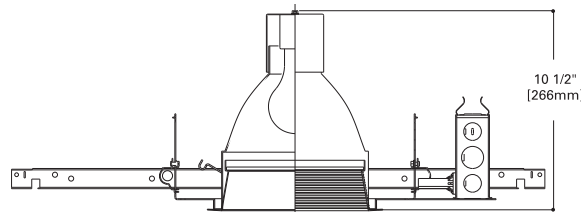
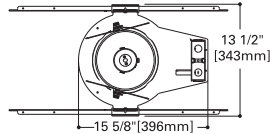
Accommodates ceilings up to 2" thick

Bar hangers lock to T-bar with screwdrivers or pliers

Galvanized J-box with multiple KO's, listed for twelve #12AWG 90° conductors

cUL listed, wet location

7" Lens Incandescent , A21 - 150W max.

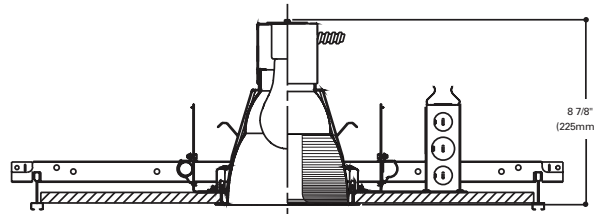
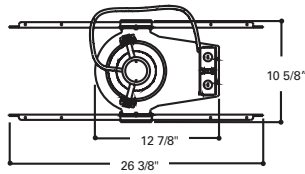


Aperture: 7 1/4" (184mm)  
Cutout: 8" (201mm)  
OD: 8 5/8" (221mm)

Frame, socket adapter and reflector ship separately.

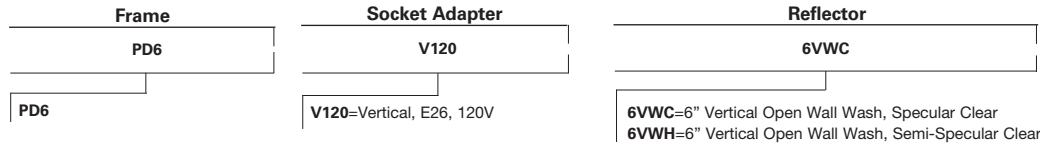
Frame	Socket Adapter	Reflector
Example: PD7	Example: V120	Example: 7VL2WB
PD7	V120=E26 Medium Base Incandescent	7VL2C=7" Vertical Prismatic Glass Lens, Specular Clear 7VL2H=7" Vertical Prismatic Glass Lens, Semi-Specular Clear 7VL2BB=7" Vertical Prismatic Glass Lens, Black Baffle 7VL2WB=7" Vertical Prismatic Glass Lens, White Baffle 7VL4C=7" Vertical Fresnel Lens, Specular Clear 7VL4H=7" Vertical Fresnel Lens, Semi-Specular Clear 7VL4BB=7" Vertical Fresnel Lens, Black Baffle 7VL4WB=7" Vertical Fresnel Lens, White Baffle

**6" Wall Wash Incandescent , A19 - 150W max.**



Aperture: 5 3/4" (147mm)  
Cutout: 6 1/4" (158mm)  
OD: 7" (176mm)

Frame, socket adapter and reflector ship separately.



**PD6  
PD7**

**Wall Wash Incandescent**

Low iridescent, specular or semi-specular clear reflectors

White painted self flange

Torsion springs pull reflector to ceiling

One piece folded metal socket cap

Galvanized steel frame with 1/2" plaster lip

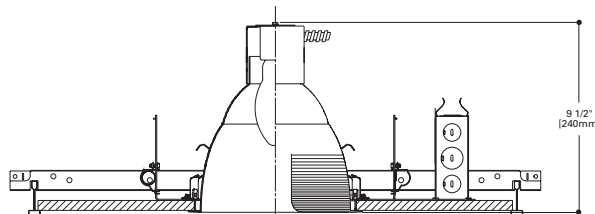
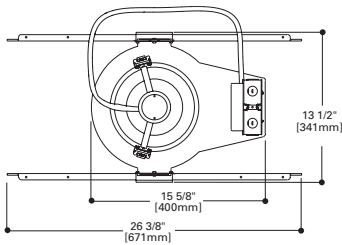
Accommodates ceilings up to 2" thick

Bar hangers lock to T-bar with screwdrivers or pliers

Galvanized J-box with multiple KO's, listed for twelve #12AWG 90° conductors

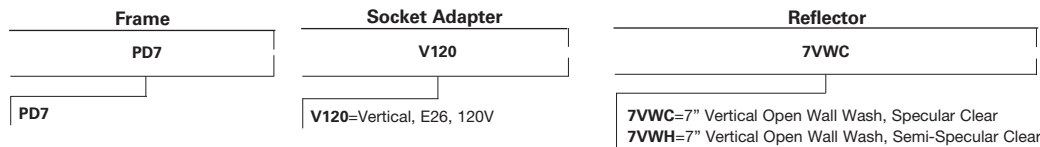
cUL listed, wet location

**7" Wall Wash Incandescent , A19 - 150W max.**



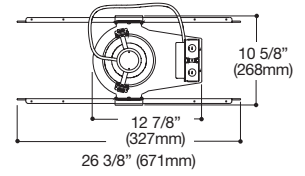
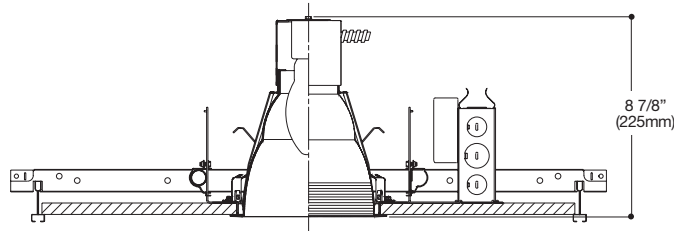
Aperture: 7-3/8" (187mm)  
Cutout: 8" (201mm)  
OD: 8-5/8" (221mm)

Frame, socket adapter and reflector ship separately.





6" Open, Metal Halide ED17P

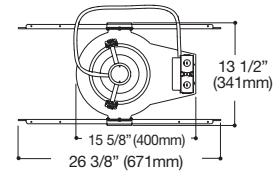
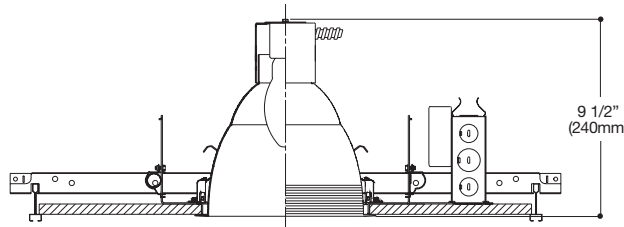


Aperture: 5 3/4" (147mm)  
Cutout: 6 1/4" (158mm)  
OD: 7" (176mm)

Frame, socket adapter and reflector ship separately.

Frame	Socket Adapter	Reflector
PD6	Example: V1001E	Example: 6VBB
PD6	V501E=50W MH, 120V Electronic V701E=70W MH, 120V Electronic V1001E=100W MH, 120V Electronic V502E=50W MH, 277V Electronic V702E=70W MH, 277V Electronic V1002E=100W MH, 277V Electronic	6VC=Vertical Specular Clear 6VH=Vertical Semi-Specular Clear 6VBB=Vertical Black Baffle 6VWB=Vertical White Baffle

7" Open, Metal Halide ED17P

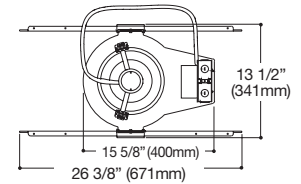
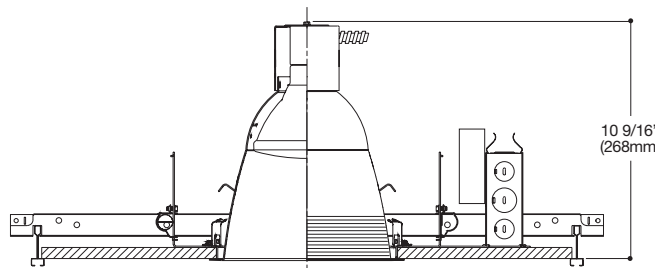


Aperture: 7 3/8" (187mm)  
Cutout: 8" (201mm)  
OD: 8 5/8" (221mm)

Frame, socket adapter and reflector ship separately.

Frame	Socket Adapter	Reflector
PD7	Example: V502E	Example: 7VC
PD7	V501E=50W MH, 120V Electronic V701E=70W MH, 120V Electronic V1001E=100W MH, 120V Electronic V502E=50W MH, 277V Electronic V702E=70W MH, 277V Electronic V1002E=100W MH, 277V Electronic	7VC=7" Vertical Specular Clear 7VH=7" Vertical Semi-Specular Clear 7VBB=7" Vertical Black Baffle 7VWB=7" Vertical White Baffle

7" Open, Metal Halide PAR38



Aperture: 7 3/8" (187mm); Cutout: 8" (201mm); OD: 8 5/8" (221mm)

Frame, socket adapter and reflector ship separately.

Frame	Socket Adapter	Reflector
PD7	Example: V70X2E	Example: 7VP38BB
PD7	V70X1E=70W MH, 120V Electronic Ballast V100X1E=100W MH, 120V Electronic Ballast V70X2E=70W MH, 277V Electronic Ballast V100X2E=100W MH, 277V Electronic Ballast	7VP38C=7" Vertical Specular Clear 7VP38H=7" Vertical Semi-Specular Clear 7VP38BB=7" Vertical Black Baffle 7VP38WB=7" Vertical White Baffle

\* 4KV Medium Base Screw Shell Socket-PAR38 Lamps Only

PD6  
PD7

Open  
Metal Halide

Low iridescent, clear reflector

White painted self flange

Torsion springs pull reflector to ceiling

One piece folded metal socket cap

Galvanized steel frame with 1/2" plaster lip

Accommodates ceilings up to 2" thick

Bar hangers lock to T-bar with screwdrivers or pliers

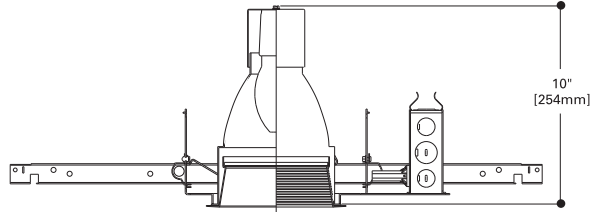
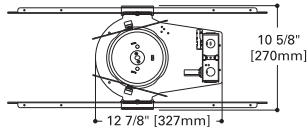
Galvanized J-box with multiple KO's, listed for twelve #12AWG 90° conductors

cUL listed, damp location

Metal Halide

6"/7" Recessed Downlighting  
PD6 / PD7 Vertical Open

## 6" Lens, Metal Halide ED17



Aperture: 5 5/8" (143mm)  
Cutout: 6 1/4" (158mm)  
OD: 7" (176mm)

Frame, socket adapter and reflector ship separately.

Frame	Socket Adapter	Reflector
PD6	V502E	6VL4C
PD6	V501E=50W MH, 120V Electronic V701E=70W MH, 120V Electronic V502E=50W MH, 277V Electronic V702E=70W MH, 277V Electronic	6VL2C=6" Vertical Prismatic Glass Lens, Specular Clear 6VL2H=6" Vertical Prismatic Glass Lens, Semi-Specular Clear 6VL2BB=6" Vertical Prismatic Glass Lens, Black Baffle 6VL2WB=6" Vertical Prismatic Glass Lens, White Baffle 6VL4C=6" Vertical Fresnel Lens, Specular Clear 6VL4H=6" Vertical Fresnel Lens, Semi-Specular Clear 6VL4BB=6" Vertical Fresnel Lens, Black Baffle 6VL4WB=6" Vertical Fresnel Lens, White Baffle



## PD6 PD7

### Lensed Metal Halide

Low iridescent, clear reflector

White painted self flange

Torsion springs pull reflector to ceiling

One piece folded metal socket cap

Galvanized steel frame with 1/2" plaster lip

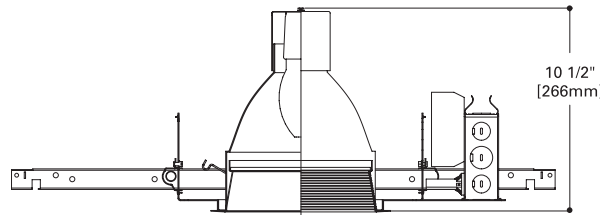
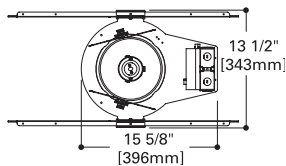
Accommodates ceilings up to 2" thick

Bar hangers lock to T-bar with screwdrivers or pliers

Galvanized J-box with multiple KO's, listed for twelve #12AWG 90° conductors

cUL listed, wet location

## 7" Lens, Metal Halide ED17



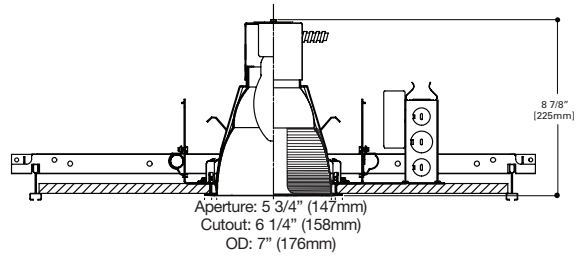
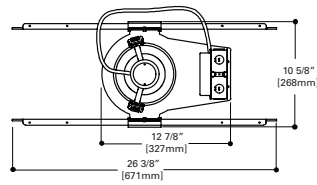
Aperture: 7 1/4" (184mm)  
Cutout: 8" (201mm)  
OD: 8 5/8" (221mm)

Frame, socket adapter and reflector ship separately.

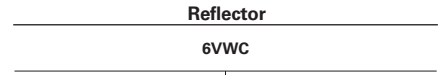
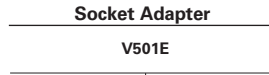

Frame	Socket Adapter	Reflector
PD7	V701E	7VL2C
PD7	V501E=50W MH, 120V Electronic V701E=70W MH, 120V Electronic V1001E=100W MH, 120V Electronic V502E=50W MH, 277V Electronic V702E=70W MH, 277V Electronic V1002E=100W MH, 277V Electronic	7VL2C=7" Vertical Prismatic Glass Lens, Specular Clear 7VL2H=7" Vertical Prismatic Glass Lens, Semi-Specular Clear 7VL2BB=7" Vertical Prismatic Glass Lens, Black Baffle 7VL2WB=7" Vertical Prismatic Glass Lens, White Baffle 7VL4C=7" Vertical Fresnel Lens, Specular Clear 7VL4H=7" Vertical Fresnel Lens, Semi-Specular Clear 7VL4BB=7" Vertical Fresnel Lens, Black Baffle 7VL4WB=7" Vertical Fresnel Lens, White Baffle



6" Wall Wash Incandescent , A19 - 150W max.



Frame, socket adapter and reflector ship separately.



PD6

V501E=50W MH, 120V Electronic  
 V502E=50W MH, 277V Electronic  
 V701E=70W MH, 120V Electronic  
 V702E=70W MH, 277V Electronic  
 V1001E=100W MH, 120V Electronic  
 V1002E=100W MH, 277V Electronic

6VWC=6" Vertical Open Wall Wash, Specular Clear  
 6VWH=6" Vertical Open Wall Wash, Semi-Specular Clear

PD6  
PD7

Wall Wash  
Metal Halide

Low iridescent, specular or semi-specular clear reflectors

White painted self flange

Torsion springs pull reflector to ceiling

One piece folded metal socket cap

Galvanized steel frame with 1/2" plaster lip

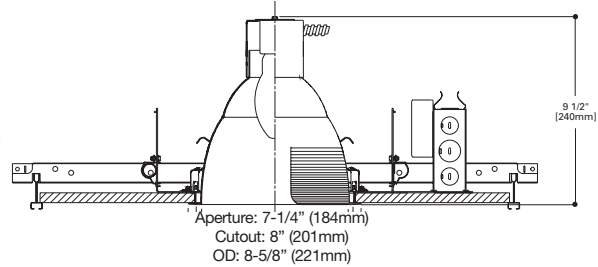
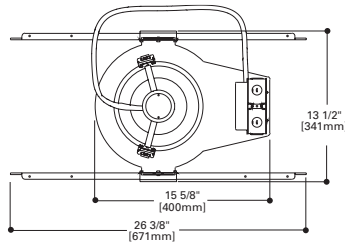
Accommodates ceilings up to 2" thick

Bar hangers lock to T-bar with screwdrivers or pliers

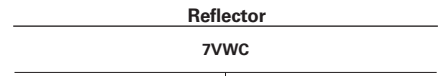
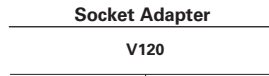
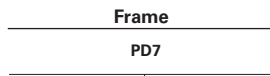
Galvanized J-box with multiple KO's, listed for twelve #12AWG 90° conductors

cUL listed, wet location

7" Wall Wash Incandescent , A19 - 150W max.



Frame, socket adapter and reflector ship separately.



PD7

V501E=50W MH, 120V Electronic  
 V502E=50W MH, 277V Electronic  
 V701E=70W MH, 120V Electronic  
 V702E=70W MH, 277V Electronic  
 V1001E=100W MH, 120V Electronic  
 V1002E=100W MH, 277V Electronic

7VWC=7" Vertical Open Wall Wash, Specular Clear  
 7VWH=7" Vertical Open Wall Wash, Semi-Specular Clear

CATALOG NUMBER	PAGE NUMBER	CATALOG NUMBER	PAGE NUMBER	CATALOG NUMBER	PAGE NUMBER
10P.....	8-7	1945BLUE.....	4-26	3016AG.....	3-17
10PS.....	8-7	1946BC.....	4-26	3016BG.....	3-17
110P.....	8-8	1946PB.....	4-26	3016FG.....	3-17
113P.....	8-8	1951ACS.....	4-26	3017FGS.....	3-18
11GP.....	8-7	1951PS.....	4-26	3018SGSC.....	3-18
120P.....	10-7, 10-9	1951SNS.....	4-26	3019RGSC.....	3-18
123P.....	10-7, 10-9	1951TBZS.....	4-26	301AC.....	6-46, 6-77
13.....	8-7	20P.....	10-6, 10-8	301P.....	6-46, 6-77
13PS.....	8-7	21GP.....	10-6, 10-8	301PB.....	6-46, 6-77
1412P.....	6-47	23P.....	10-6, 10-9	301SN.....	6-46, 6-77
1412W.....	6-47	2412P.....	6-80	301TBZ.....	6-46, 6-77
1416BA.....	6-48	2412W.....	6-80	3020WW.....	3-19
1416C.....	6-48	2416BA.....	6-80	303P.....	6-47
1416W.....	6-48	2416C.....	6-80	30CAT.....	6-18, 6-28, 6-38, 6-52
1417BA.....	6-48, 6-105, 6-108	2416W.....	6-80	30HAT.....	6-18, 6-28, 6-38, 6-52
1417W.....	6-48, 6-105, 6-108	2417BA.....	6-80	30PAT.....	6-20, 6-29, 6-40, 6-54
1419AC.....	4-24	2417W.....	6-80	30RGAT.....	6-18, 6-28, 6-38, 6-52
1419P.....	4-24	2450P.....	6-80	30SBAT.....	6-18, 6-28, 6-38, 6-52
1419SN.....	4-24	2475P.....	6-81	30SCAT.....	6-20, 6-29, 6-40, 6-54
1419TBZ.....	4-24	2475W.....	6-81	30SNAT.....	6-20, 6-29, 6-40, 6-54
1419W.....	4-24	2479P.....	6-81	30TBZAT.....	6-20, 6-29, 6-40, 6-54
1420AC.....	4-24	2479W.....	6-81	30WAT.....	6-20, 6-29, 6-40, 6-54
1420P.....	4-24	24P.....	10-10	30WATH.....	6-20, 6-29, 6-40, 6-54
1420SN.....	4-24	25.....	10-6, 10-9	310AC.....	6-20, 6-40, 6-54, 6-66, 6-72
1420TBZ.....	4-24	270PS.....	6-89, 6-94, 6-100	310P.....	6-20, 6-40, 6-54, 6-66, 6-72
1421AC.....	4-23	271PS.....	6-88, 6-94, 6-100	310PG.....	6-20, 6-40, 6-54, 6-66, 6-72
1421C.....	4-23	272PS.....	6-89, 6-95, 6-101	310SN.....	6-20, 6-40, 6-54, 6-66, 6-72
1421CG.....	4-23	3001ACBB.....	3-13	310TBZ.....	6-20, 6-40, 6-54, 6-66, 6-72
1421H.....	4-23	3001BKBB.....	3-13	310W.....	6-20, 6-40, 6-54, 6-66, 6-72
1421MB.....	4-23	3001SNBB.....	3-13	310WG.....	6-20, 6-40, 6-54, 6-66, 6-72
1421RG.....	4-23	3001TBZBB.....	3-13	312P.....	6-21, 6-40, 6-54, 6-66, 6-73
1421SN.....	4-23	3001WHBB.....	3-13	312W.....	6-21, 6-40, 6-54, 6-66, 6-73
1421TBZ.....	4-23	3002ACC.....	3-13	327P.....	6-25, 6-33
1421W.....	4-23	3002BKC.....	3-13	328P.....	6-25, 6-46, 6-60, 6-69, 6-77
1450P.....	6-48	3002SNC.....	3-13	353AC.....	6-21, 6-41, 6-55, 6-67, 6-73
1453AC.....	4-23	3002TBZC.....	3-13	353SN.....	6-21, 6-41, 6-55, 6-67, 6-73
1453SN.....	4-23	3002WHC.....	3-13	353TBZ.....	6-21, 6-41, 6-55, 6-67, 6-73
1453TBZ.....	4-23	3003ACB.....	3-13	370W.....	6-89
1475P.....	6-49	3003BKBB.....	3-13	376P.....	6-22, 6-30, 6-42, 6-56, 6-74
1475W.....	6-49	3003SNB.....	3-13	378.....	6-23, 6-30, 6-43, 6-56, 6-74
1479P.....	6-49	3003TBZB.....	3-13	378P.....	6-23, 6-30, 6-43, 6-56, 6-74
1479W.....	6-49	3003WHBB.....	3-13	401AL.....	6-46, 6-59
1493AC.....	4-23	3003WHWB.....	3-13	401P.....	6-46, 6-59
1493BC.....	4-23	3004AC.....	3-14	401PB.....	6-46, 6-59
1493P.....	4-23	3004BKC.....	3-14	4041P.....	6-19, 6-29, 6-52
1493PB.....	4-23	3004SN.....	3-14	404AC.....	6-18, 6-28, 6-52
1493SN.....	4-23	3004TBZ.....	3-14	404C.....	6-18, 6-28, 6-52
1493TBZ.....	4-23	3004WHC.....	3-14	404H.....	6-18, 6-28, 6-52
1493W.....	4-23	3004WHW.....	3-14	404RG.....	6-18, 6-28, 6-52
1495.....	4-24	3005BKC.....	3-14	404SN.....	6-18, 6-28, 6-52
1495AC.....	4-24	3005WHC.....	3-14	404TBZ.....	6-18, 6-28, 6-52
1495SN.....	4-24	3006ACBB.....	3-14	4051P.....	6-38, 6-93
1495TBZ.....	4-24	3006BKBB.....	3-14	405CG.....	6-38, 6-93
1496AC.....	4-25	3006SNBB.....	3-14	405H.....	6-38, 6-93
1496P.....	4-25	3006TBZBB.....	3-14	405RG.....	6-38, 6-93
1496SN.....	4-25	3006WHBB.....	3-14	405SC.....	6-38, 6-93
1496TBZ.....	4-25	3007AC.....	3-15	406BA.....	6-90, 6-93, 6-99
1497.....	4-25	3007PCC.....	3-15	406RG.....	6-90, 6-93, 6-99
1498AC.....	4-25	3007SN.....	3-15	406SC.....	6-90, 6-93, 6-99
1498BC.....	4-25	3007TBZ.....	3-15	406WB.....	6-90, 6-93, 6-99
1498P.....	4-25	3007WHC.....	3-15	406WWB.....	6-90, 6-93, 6-99
1498PB.....	4-25	3008FG.....	3-15	410P.....	6-41
1498SN.....	4-25	3009ACBB.....	3-15	410W.....	6-41
1498TBZ.....	4-25	3009BKBB.....	3-15	416P.....	6-45
1498W.....	4-25	3009SNBB.....	3-15	416W.....	6-45
15.....	8-7	3009TBZBB.....	3-15	417P.....	6-43, 6-56, 6-105, 6-108
1603AG.....	7-8	3009WHBB.....	3-15	417PB.....	6-43, 6-56, 6-105, 6-108
1603BA.....	7-9	3009WHWB.....	3-15	417W.....	6-43, 6-56, 6-105, 6-108
1603C.....	7-8	300AC.....	6-24, 6-32, 6-45, 6-59, 6-69	419.....	6-43, 6-57, 6-75
1603P.....	7-8	300P.....	6-24, 6-32, 6-45, 6-59, 6-69	419P.....	6-43, 6-57, 6-75
1625.....	7-10	300SN.....	6-24, 6-32, 6-45, 6-59, 6-69	420P.....	6-23, 6-31, 6-43, 6-57, 6-68, 6-75
1636BA.....	7-9	300TBZ.....	6-24, 6-32, 6-45, 6-59, 6-69	420PB.....	6-23, 6-31, 6-43, 6-57, 6-68, 6-75
1636C.....	7-9	3010SN.....	3-16	420W.....	6-23, 6-31, 6-43, 6-57, 6-68, 6-75
1670P.....	7-9	3010TBZ.....	3-16	424P.....	6-47, 6-60, 6-90, 6-101
1673P.....	7-10	3010WH.....	3-16	425P.....	6-47, 6-61, 6-101
1705BA.....	7-12	3011ACBB.....	3-16	425W.....	6-47, 6-61, 6-101
1705BAQ.....	7-12	3011BKBB.....	3-16	426.....	6-19, 6-39, 6-53, 6-66, 6-72
1705CQ.....	7-12	3011SNBB.....	3-16	4261P.....	6-20, 6-39, 6-53, 6-72
1705SC.....	7-12	3011TBZBB.....	3-16	426AC.....	6-19, 6-39, 6-53, 6-66, 6-72
1705WB.....	7-12	3011WHBB.....	3-16	426CG.....	6-19, 6-39, 6-53, 6-66, 6-72
170P.....	6-23, 6-31, 6-44, 6-57, 6-68, 6-75, 6-105, 6-108	3011WHWB.....	3-16	426H.....	6-19, 6-39, 6-53, 6-66, 6-72
170PS.....	6-23, 6-31, 6-44, 6-57, 6-68, 6-75, 6-105, 6-108	3012ACBB.....	3-16	426MB.....	6-19, 6-39, 6-53, 6-66, 6-72
171P.....	6-24, 6-31, 6-44, 6-58, 6-68, 6-76	3012BKBB.....	3-16	426RG.....	6-19, 6-39, 6-53, 6-66, 6-72
171PS.....	6-24, 6-31, 6-44, 6-58, 6-68, 6-76	3012SNBB.....	3-16	426SN.....	6-19, 6-39, 6-53, 6-66, 6-72
172ACS.....	6-24, 6-32, 6-45, 6-59, 6-69, 6-77	3012TBZBB.....	3-16	426TBZ.....	6-19, 6-39, 6-53, 6-66, 6-72
172PS.....	6-24, 6-32, 6-45, 6-59, 6-69, 6-77	3012WHBB.....	3-16	428P.....	6-46, 6-60
172SNS.....	6-24, 6-32, 6-45, 6-59, 6-69, 6-77	3012WHWB.....	3-16	429P.....	6-19, 6-39, 6-53
172TBZS.....	6-24, 6-32, 6-45, 6-59, 6-69, 6-77	3013AC.....	3-17	430P.....	6-25, 6-33, 6-47, 6-61
173P.....	6-24, 6-32, 6-44, 6-58, 6-76	3013BK.....	3-17	430W.....	6-25, 6-33, 6-47, 6-61
173PS.....	6-24, 6-32, 6-44, 6-58, 6-76	3013SN.....	3-17	440.....	6-112
1770P.....	7-12	3013TBZ.....	3-17	446.....	6-112
1770PQ.....	7-12	3013WH.....	3-17	448.....	6-112
1773P.....	7-12	3014FBSC.....	3-17	455H.....	6-107
1945.....	4-26	3014FBWH.....	3-17	455SC.....	6-107

CATALOG NUMBER	PAGE NUMBER	CATALOG NUMBER	PAGE NUMBER	CATALOG NUMBER	PAGE NUMBER
455SCG	6-107	78PB	6-22, 6-30, 6-42, 6-56, 6-67, 6-74, 6-105, 6-107	ERT401LV	A-13
456P	6-107	78SN	6-22, 6-30, 6-42, 6-56, 6-67, 6-74, 6-105, 6-107	ERT401LWV	A-13
456W	6-107	78TBZ	6-22, 6-30, 6-42, 6-56, 6-67, 6-74, 6-105, 6-107	ERT401WHT	A-10
457CG	7-7	79P	6-46, 6-60, 6-77	ERT402	A-10
457PW	7-7	800P	7-4	ERT402LV	A-13
457PW	7-7	800PGR	10-12	ERT403	A-10
457SC	7-7	801P	7-5	ERT403LV	A-13
457W	7-7	803P	7-5	ERT403LVG	A-13
466	8-10	804	7-4	ERT404LV	A-13
468	8-10	804P	7-4	ERT410	A-10
470CG	6-88	80P	8-11	ERT410WHT	A-10
470H	6-88	810BA	7-4	ERT413	4-17
470RG	6-88	810C	7-4	ERT413WHT	4-17
470SC	6-88	810WB	7-4	ERT455	A-10
477	10-11	810WW	7-5	ERT4980	A-43, A-44
478	6-23, 6-31, 6-43	83P	8-11	ERT500	A-18
478P	6-23, 6-31, 6-43	870BA	7-2	ERT501	A-16
492PS06	6-12	870C	7-2	ERT501WHT	A-16
493BBS06	6-12	870WB	7-2	ERT512	A-16
493HS06	6-12	89P	8-11	ERT512WHT	A-16
493PS06	6-12	90P	6-22, 6-42, 6-68, 6-74	ERT513	5-19, A-17
493SCS06	6-12	945	4-15, 4-30	ERT513TS	5-19, A-17
493SNS06	6-12	945BLUE	4-15, 4-30	ERT513WHT	5-19, A-17
493TBZS06	6-12	946BC	4-15, 4-30	ERT513WHHTS	5-19, A-17
493WBS06	6-12	946PB	4-15, 4-30	ERT520	A-16
494H06	6-12	951ACS	4-16	ERT520WHT	A-16
494P06	6-12	951PS	4-16	ERT521	A-16
494SC06	6-12	951SNS	4-16	ERT530	A-18
494WB06	6-12	951TBZS	4-16	ERT530WHT	A-18
496P	6-104, 6-111	952PS	4-17, 4-30	ERT550	A-18
496W	6-104, 6-111	953AC	4-14, 4-29	ERT551	A-18
498P	6-104	953P	4-14, 4-29	ERT552	A-18
498W	6-104	953SN	4-14, 4-29	ERT560	A-17
5000AC	5-7, 5-13	953TBZ	4-14, 4-29	ERT570	A-17
5000P	5-7, 5-13	953W	4-14, 4-29	ERT571	A-17
5000SN	5-7, 5-13	955PS	4-17, 4-30	ERT701	A-30, A-35, A-42
5000TBZ	5-7, 5-13	990AC	4-16	ERT702	A-30, A-35, A-42
5001AC	5-5, 5-11	990P	4-16	ERT703	A-30, A-35, A-42
5001MB	5-5, 5-11	990SN	4-16	ERT704	A-25, A-29, A-34, A-38, A-41
5001P	5-5, 5-11	990TBZ	4-16	ERT705	A-25, A-31, A-34, A-39
5001SN	5-5, 5-11	992AC	4-16	ERT706	A-30, A-41, A-24
5001TBZ	5-5, 5-11	992P	4-16	ERT707	A-28, A-33, A-38, A-41
5010	5-6, 5-12	992SN	4-16	ERT707WHT	A-24, A-28, A-33, A-38, A-41
5010W	5-6, 5-12	992TBZ	4-16	ERT708	A-30, A-35, A-42
5012P	5-12	992W	4-16	ERT709	A-28, A-33
5012W	5-12	993AC	4-14, 4-29	ERT709WHT	A-28, A-33
5014MB	5-6	993P	4-14, 4-29	ERT710	A-24, A-28, A-33, A-38, A-41
5014P	5-6	993PB	4-14, 4-29	ERT710G	A-24, A-28, A-33, A-38, A-41
5016P	5-6, 5-12, 5-19	993SN	4-14, 4-29	ERT711	A-25, A-30
5016W	5-6, 5-12, 5-19	993TBZ	4-14, 4-29	ERT712	A-24, A-28, A-33
5020AC	5-5, 5-11	993W	4-14, 4-29	ERT712TS	A-24, A-28, A-33
5020BL	5-5, 5-11	994P	4-21	ERT713	A-24, A-28, A-33
5020H	5-5, 5-11	994W	4-21	ERT713L	A-25, A-29, A-34
5020P	5-5, 5-11	996AC	4-15	ERT713LTS	A-25, A-34
5020RG	5-5, 5-11	996P	4-15	ERT713TS	A-24, A-28, A-33
5020SC	5-5, 5-11	996SN	4-15	ERT713WHT	A-24, A-29, A-33
5020SN	5-5, 5-11	996TBZ	4-15	ERT713WHHTS	A-24, A-29, A-33
5020TBZ	5-5, 5-11	998AC	4-15	ERT714	A-25, A-29, A-34, A-38, A-41
5021AC	5-5, 5-11, 5-19	998P	4-15	ERT714WHT	A-25, A-29, A-34, A-38, A-41
5021H	5-5, 5-11, 5-19	998PB	4-15	ERT716	A-26
5021RG	5-5, 5-11, 5-19	998SN	4-15	ERT716WHT	A-29, A-38, A-41
5021SC	5-5, 5-11, 5-19	998TBZ	4-15	ERT717WHT	A-29
5021SN	5-5, 5-11, 5-19	999	4-14, 4-29	ERT721	A-26, A-31, A-35, A-39, A-42
5021TBZ	5-5, 5-11, 5-19	999AC	4-14, 4-29	ERT723	A-26, A-31, A-35, A-39, A-42
5030P	5-14, 5-21	999H	4-14, 4-29	ERT724	A-47
5030W	5-14, 5-21	999MB	4-14, 4-29	ERT725	A-26, A-31, A-34
5051PS	5-8, 5-14, 5-20	999RG	4-14, 4-29	ERT725TS	A-26, A-31, A-34
5054ACS	5-8, 5-14, 5-20	999SN	4-14, 4-29	ERT725WHT	A-26, A-31, A-34
5054PS	5-8, 5-14, 5-20	999TBZ	4-14, 4-29	ERT725WHHTS	A-26, A-31, A-34
5054SNS	5-8, 5-14, 5-20	999W	4-14, 4-29	ERT770MTS	6-90, A-47
5054TBZS	5-8, 5-14, 5-20	EI2072AT	A-45	ERT770TS	6-90, A-47
5060P	5-6, 5-12	EI2072RAT	A-46	ERT771TS	6-91, A-47
5070AC	5-7, 5-13	EI2700	A-36	ERT772TS	6-91, A-47
5070P	5-7, 5-13	EI2700AT	A-37	ERT772WHHTS	6-91, A-47
5070PB	5-7, 5-13	EI2700R	A-36	ERTL713LTS	A-29
5070SN	5-7, 5-13	EI400ATSB	A-9	ET2700	A-40
5070TBZ	5-7, 5-13	EI400LVAT	A-12	ET2700R	A-40
5071P	5-7, 5-13	EI4700	A-44	ET400ATSB	A-8
603BA	7-8	EI4700AT	A-44	ET400LVAT	A-11
671P	7-9	EI500AT	A-15	ET400LVAT	A-11
70P	6-44, 6-57, 6-75, 6-88, 6-93, 6-99	EI500RAT	A-15	ET400RATSB	A-8
70PS	6-44, 6-57, 6-75, 6-88, 6-93, 6-99	EI700	A-19	ET4700	A-43
71P	6-44, 6-58, 6-76, 6-94, 6-99	EI700AT	A-20	ET500	A-14
71PS	6-44, 6-58, 6-76, 6-94, 6-99	EI700ATNB	A-22	ET500R	A-14
73P	6-44, 6-58, 6-76, 6-88, 6-94, 6-100	EI700NB	A-23	ET700	A-27
73PS	6-44, 6-58, 6-76, 6-88, 6-94, 6-100	EI700R	A-19	ET700R	A-27
74P	6-21, 6-29, 6-41, 6-55, 6-67, 6-73	EI700RAT	A-21	ETR300	A-4
75	6-45, 6-58, 6-76, 6-89, 6-100	EI700U	A-32	ETR300W	A-4
76P	6-21, 6-29, 6-41, 6-55	EI700UAT	A-32	ETR350	A-5
77P	6-22, 6-30, 6-42, 6-55, 6-67, 6-73	EL405827	4-7	ETR350W	A-5
78AC	6-22, 6-30, 6-42, 6-56, 6-67, 6-74, 6-105, 6-107	EL405830	4-7	ETS300	A-6
78B	6-22, 6-30, 6-42, 6-56, 6-67, 6-74, 6-105, 6-107	EL405835	4-7	ETS300W	A-6
78P	6-22, 6-30, 6-42, 6-56, 6-67, 6-74, 6-105, 6-107	EL405840	4-7	ETS350	A-7
78PAT	6-22, 6-30, 6-42, 6-56, 6-67, 6-74, 6-105, 6-107	ERT401	A-10	ETS350W	A-7



CATALOG NUMBER	PAGE NUMBER	CATALOG NUMBER	PAGE NUMBER	CATALOG NUMBER	PAGE NUMBER
GA-ATH5-6PK	10-11	H570ICAT	5-15	ML709835ICAT120D	6-10
GA-ATH7-6PK	10-11	H570RICAT	5-16	ML709840ICAT120D	6-10
GA-ATTRIM-6PK	10-13	H571ICAT	5-15	ML712827TUNVD010	6-11
H1499ICAT	4-18	H571RICAT	5-16	ML712830TUNVD010	6-11
H1499RTAT	4-21	H572ICAT	5-15	ML712835TUNVD010	6-11
H1499T75	4-22	H572RICAT	5-16	ML712840TUNVD010	6-11
H1499TAT	4-19	H573ICAT1D	5-17	ML7RAB	6-13
H1499TCP	4-20	H573RICAT1D	5-18	OT400P	10-12
H1999	10-12	H5ICAT	5-2	OT403P	10-12
H1EF	8-4	H5RICAT	5-3	OT460P	10-12
H1EFICAT	8-5	H5RT	5-10	OT490WH	6-13
H1IC	8-3	H5T	5-9	OT500P	5-8, 5-14, 5-21, 10-12
H1T	8-2	H600T	7-8	OT999P	10-12
H221	10-10	H645IC	6-106	PD6	
H242E	8-6	H745ICAT	7-6	P-3, P-4, P-5, P-6, P-7, P-8, P-11, P-12, P-13, P-14, P-15, P-16	
H247ICAT	6-109	H750ICAT	6-2	PD7	
H248ICAT1D	6-110	H750RICAT	6-3	P-3, P-4, P-5, P-6, P-7, P-8, P-11, P-12, P-13, P-14, P-15, P-16	
H25ICAT	5-4	H750RTD010	6-7	PD8	P-9, P10
H270ICAT	6-82	H750T	6-4	RK7	10-12
H270RICAT	6-83	H750TCP	6-5	RL706830E26WBS	A-3
H271ICAT	6-82	H750TCPD010	6-8	RL706830WBS	A-2
H271RICAT	6-83	H750TD010	6-6	RS7H	10-13
H272ICAT	6-82	H7ICAT	6-15	SD2925	10-12
H272RICAT	6-83	H7ICATNB	6-27	TB7	10-12
H273ICAT1D	6-84	H7ICT	6-14	TL400H	4-8
H273RICAT1D	6-85	H7ICTNB	6-26	TL400SBK	4-8
H274E	6-92	H7LVIC	6-79	TL400SC	4-8
H276E	6-92	H7LVT	6-78	TL400SN	4-8
H277	10-12	H7RICAT	6-17	TL400TBZ	4-8
H27ICAT	6-63	H7RICT	6-16	TL400WH	4-8
H27ICT	6-62	H7RT	6-36	TL401BB	4-8
H27RICAT	6-65	H7T	6-34	TL401WB	4-8
H27RICT	6-64	H7TCP	6-35	TL402HS	4-8
H27RT	6-71	H7TNB	6-37	TL402SBKS	4-8
H27T	6-70	H7UICAT	6-51	TL402SCS	4-8
H280E	6-97	H7UICT	6-50	TL402SNS	4-8
H280EEM	6-97	H800E	7-3	TL402TBZS	4-8
H280EICAT	6-96	H800E347	7-3	TL402WHS	4-8
H280EL	6-97	H800EEM	7-3	TL403BBS	4-9
H280ELICAT	6-96	H802E	7-3	TL403WBS	4-9
H283E	6-97	H802E347	7-3	TRM400BK	4-9
H283EL	6-97	H802EEM	7-3	TRM400PC	4-9
H285E	6-98	H803E	7-3	TRM400SN	4-9
H285EEM	6-98	H803E347	7-3	TRM400TBZ	4-9
H285EEML	6-98	H803EEM	7-3	TRM400WH	4-9
H285EICAT	6-96	H880E	7-2	TRM490BK	6-13
H285EL	6-98	H880E347	7-2	TRM490PC	6-13
H285ELICAT	6-96	H880EEM	7-2	TRM490SN	6-13
H287E	6-98	H8T	8-11	TRM490TBZ	6-13
H287EL	6-98	H930	10-12	TRM490WH	6-13
H2900T	10-10	H99ICAT	4-13	TRM6AC	10-11
H2920ICT	10-10	H99RTAT	4-12	TRM6C	10-11
H2922-120PL	10-10	H99TAT	4-11	TRM6MB	10-11
H2922ICT	10-10	HB224	10-13	TRM6P	10-11
H2925PL	10-10	HB424	10-13	TRM6SN	10-11
H2925T	10-10	HSA610	10-13	TRM6TBZ	10-11
H2925TW	10-10	HSA615	10-13	TRM7MB	10-11
H2926T	10-10	HSA620	10-13	Z10	10-13
H2926TW	10-10	HSA625	10-13	Z113E	10-13
H2932ICTW	10-10	HSA630	10-13	Z118	10-13
H2932T	10-11	HSA635	10-13	Z118E	10-13
H2EF	10-4	HSA640	10-13	Z118TE30	10-13
H2EFICAT	10-5	HSA65	10-13	Z121	10-13
H2IC	10-3	HSA680	10-13	Z124	10-13
H2T	10-2	HSA810	10-13	Z126E	10-13
H347	10-12	HSA815	10-13	Z126P30	10-13
H347200	10-12	HSA820	10-13	Z126TE30	10-13
H36ICAT	3-4	HSA825	10-13	Z128	10-13
H36LVICAT	3-11	HSA830	10-13	Z131	10-13
H36LVRTAT	3-8	HSA835	10-13	Z132P30	10-13
H36LVRTAT277	3-10	HSA840	10-13	Z142P30	10-13
H36LVTAT	3-6	HSA845	10-13	Z21	10-13
H36LVTAT277	3-9	HSA85	10-13	Z26	10-13
H36LVTATCP	3-7	L110	10-12	Z28	10-13
H36RTAT	3-3	L111	10-12	Z31	10-13
H36TAT	3-2	L113	10-12	Z40	10-13
H37T-401AL	10-11	L114	10-11	Z45	10-13
H38ICAT	3-5	L115	10-12	Z62	10-13
H38LVICAT	3-12	L120	10-11	Z63	10-13
H42T	8-9	L121	10-11	Z64	10-13
H44T	6-112	L122	10-11	Z7	10-13
H455RICAT120D	4-3	L123	10-11	Z9	10-13
H455RTUNVD010	4-5	L124	10-11		
H455TCPUNVD010	4-6	L125	10-11		
H455TUNVD010	4-4	L127	10-11		
H456ICAT120D	4-2	L130	10-11		
H46T	8-10	M200T	10-8		
H470ICAT	4-27	M700T	7-11		
H470RICAT	4-28	ML706827	6-9		
H471ICAT	4-27	ML706830	6-9		
H471RICAT	4-28	ML706835	6-9		
H47ICAT	6-103	ML706840	6-9		
H47ICT	6-102	ML709827ICAT120D	6-10		
H47T	6-104	ML709830ICAT120D	6-10		



**AMETRIX**

A complete vocabulary of point source indirect luminaires including ceiling, suspended, semi-recessed and cove versions available with CFL, tungsten-halogen, metal halide and LED light sources.



**CORELITE**

A unique line of affordable architectural direct and indirect fluorescent and LED luminaires perfectly suited to the creation of task-friendly environments.




**FAIL-SAFE**

A line of vandal-resistant, confinement, clean room and healthcare lighting fixtures designed to withstand high abuse environments.



**HALO**

Quality recessed, track and surface products serving a wide range of commercial, residential, institutional and hospitality applications.



**INVUE**

Specification-grade architectural outdoor lighting solutions including area/site, wall mount, and floodlighting luminaires that bring together leading edge form and unmatched performance.



**IO**

Indoor and outdoor LED architectural products that include linear floodlights, cove lighting, illuminated handrails, wall sconces and signage.



**IRIS**

Specification-grade, architectural recessed downlighting luminaires offering unsurpassed optical performance and a diverse collection of lamp and optical choices.



**LUMARK**

A line of quality commercial and industrial products including area/site fixtures, security and floodlighting fixtures to satisfy virtually every indoor or outdoor LED and HID lighting need.



**LUMIÈRE**

Innovative architectural and landscape solutions designed for complex landscape, area/accent and special application illumination.



**McGRAW-EDISON**

Versatile, high performance and efficient architectural LED and HID fixtures for outdoor industrial, utility and commercial applications designed for durability and a long life.



**METALUX**

An extensive line of fluorescent and LED lighting products including parabolics, lensed, recessed, surface, strip and industrial fixtures.



**MWS**

A unique modular wiring system that offers the fastest and most effective way to wire lighting fixtures.



**NEO-RAY**

An innovative product line of direct, indirect and surface-mounted specification-grade fluorescent and LED architectural luminaires featuring a distinctive combination of high quality and aesthetics.




**PDS**

A family of 6-inch, 7-inch and 8-inch recessed downlights designed to provide maximum performance without sacrificing cost.



**PORTFOLIO**

The flagship line of specification-grade luminaires that includes LED, compact fluorescent, incandescent, low voltage and HID fixtures for recessed and surface applications.



**RSA**

A line of cutting-edge, architectural lighting systems that feature unique and functional design, which include multi-lamp recessed, track and linear lighting.



**SHAPER**

An extensive collection of architectural, specification-grade decorative lighting fixtures featuring distinctive designs for both interior and exterior applications.



**STREETWORKS**

Outdoor LED and HID solutions for utility, D.O.T. and municipal markets that include area/site, roadway, pathway, floodlighting and sign lighting luminaires.



**SURE-LITES**

A full line of innovative emergency and exit lighting products designed for commercial, industrial and residential markets.




**COOPER CONTROLS**

A provider in energy management, architectural and entertainment lighting controls solutions that include industry-leading brands such as iLumin (iLight - Europe), Greengate, and Zero 88.

# Cooper Connection

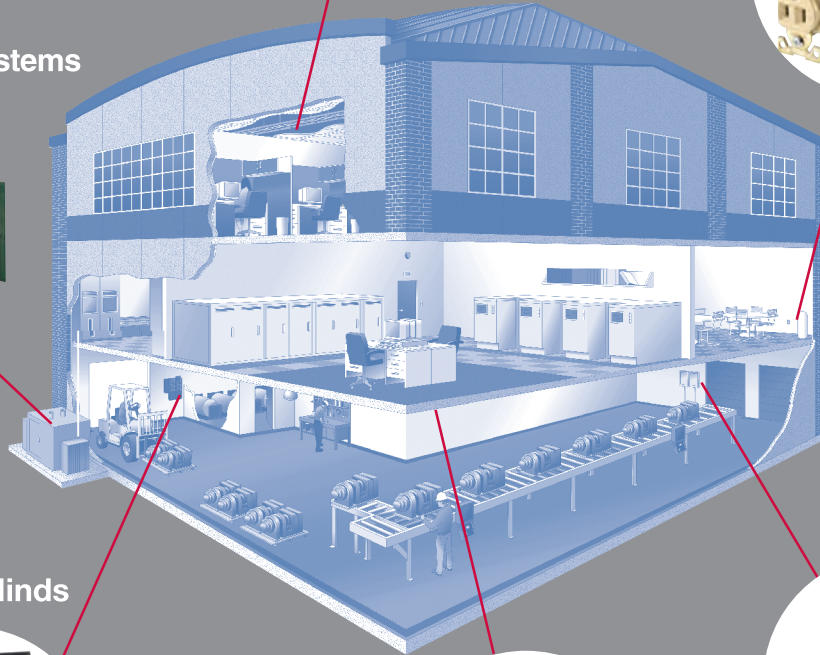
**COOPER** B-Line



**COOPER** Wiring Devices



**COOPER** Power Systems



**COOPER** Crouse-Hinds



**COOPER** Lighting



**COOPER** Bussmann



## The Power Behind the Brands.

In an increasingly competitive world, it's not enough to only be a product supplier or a solutions provider. Individuals and enterprises alike, need the strength and resources of a committed partner.

That is why Cooper Industries leads in virtually every market we serve. Customers rely on us for unsurpassed reliability and innovation. They count on us for industry-leading service, profiting from our strategic insights. Every day around the world, people choose Cooper Industries for products to keep their businesses running, and for our unyielding determination to keep them growing.

**COOPER**

[www.cooperindustries.com](http://www.cooperindustries.com)

**Cooper Lighting, LLC**

Customer First Center  
1121 Highway 74 South  
Peachtree City, GA 30269

P: 770-486-4800  
F: 770-486-4801

[www.cooperlighting.com](http://www.cooperlighting.com)

**International Sales, USA**

Cooper Lighting, LLC  
1121 Highway 74 South  
Peachtree City, GA 30269

P: 770-486-4800  
F: 770-486-4801

**Canada**

Cooper Lighting, LLC  
5925 McLaughlin Road  
Mississauga, Ontario L5R 1B8

P: 905-507-4000  
F: 905-568-7049

**The Cooper Lighting Family**

Halo  
Metalux  
Lumark  
Sure-Lites  
Neo-Ray  
Corelite  
Portfolio  
Iris  
Shaper  
io  
Lumière  
Invue  
McGraw-Edison  
Streetworks  
Fail-Safe  
PDS  
MWS  
RSA  
Ametrix

**Domestic Facilities**

Cranbury, New Jersey  
Elk Grove Village, Illinois  
Irving, Texas  
Ontario, California  
Peachtree City, Georgia

**Canadian Facilities**

Calgary, Alberta T2E 7V9  
Mississauga, Ontario L5R 1B8

Cooper Lighting and Halo logos are valuable trademarks of Cooper Industries in the United States and other countries. You are not permitted to use the Cooper Trademarks without the prior written consent of Cooper Industries. Specifications and dimensions are subject to change without notice.



**Cooper Industries plc**  
600 Travis, Ste. 5600  
Houston, TX 77002-1001  
P: 713-209-8400  
[www.cooperindustries.com](http://www.cooperindustries.com)