

DESCRIPTION

An economical thermally protected square aperture fixture for use with 150W A21 incandescent lamps. The H2T is complete with a built-in aluminum reflector, plaster frame, and feed-through junction box. Ten different trim styles are available for the H2T housing.

APPLICATION

Suitable for either residential or commercial applications, the H2T provides an economical housing choice with square trims.

SPECIFICATION FEATURES

A...Reflector

One piece die formed 20 gauge aluminum reflector.

B...Plaster Frame

20 gauge steel. Reflector adjusts 3/4" in plaster frame

C...Socket

Porcelain socket with nickel plated screw shell for medium base incandescent lamps.

D...Bar Hangers

Fully Adjustable "Nainless" Bar Hangers fit between 24" joists and span 24" T-Bars. Housing may be positioned at any point along length of fully extended Hanger Bars and may be

repositioned 90°. Bar Hangers fit onto T-Bar spine for quick alignment and can be permanently secured with optional TB-7 T-Bar Clip.

E...Junction Box

UL listed for through branch circuit wiring with eight no. 12 branch circuit conductors suitable for at least 90°C (Four in, four out).

Six easy to remove 1/2" pryouts allow junction box access from top and sides.

Four Romex pryouts with integral strain relief simplify Romex installation

Thermal Protector

Provides protection against improper use of ceiling insulation.

Labels

- U.L. listed for damp location
- U.L. listed for Feed Through
- C.S.A. certified
- IP rated

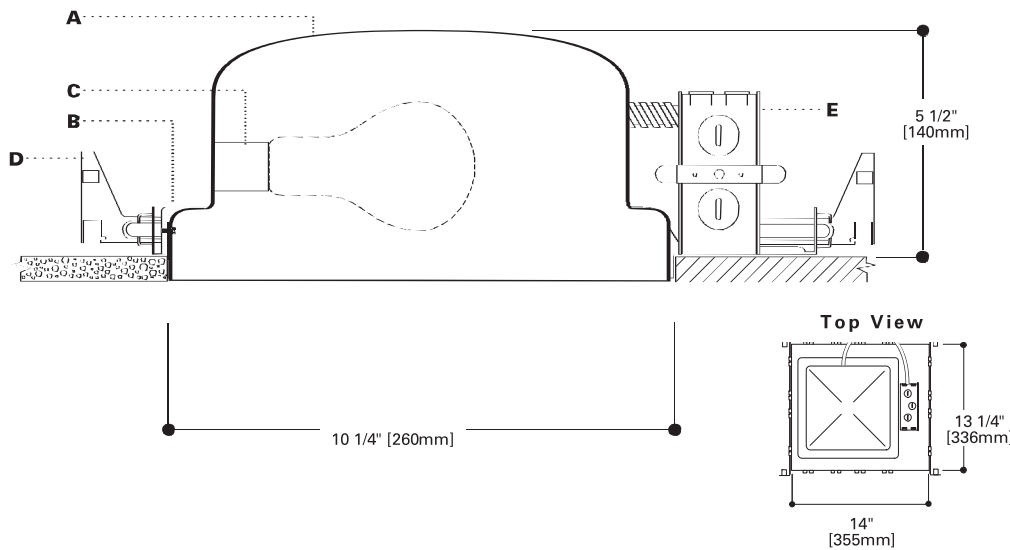


H2T

11" Square Non-Insulated Ceiling Recessed Housing

SQUARE TRIMS

FOR USE IN NON-INSULATED CEILINGS OR INSULATED CEILINGS BUT INSULATION MUST BE KEPT 3" FROM ALL SIDES OF FIXTURE



TRIMS

ORDERING INFORMATION

SAMPLE NUMBER: H2T-20P

Order housing, trim and accessories separately.

Housing

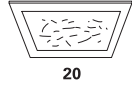


H2T=11" Square Non-Insulated Ceiling Housing

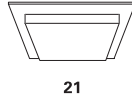
Trims



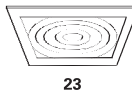
LENSES AND DIFFUSERS



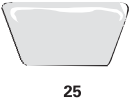
**Albalite Lens
150W A21**
20P=Albalite Lens - White Frame
11 5/8" Square (295mm)



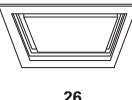
**Glass Drop Diffuser
150W A19**
21GP=Glass Drop Diffuser - White Frame
11 5/8" Square (295mm)



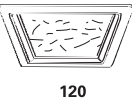
**Fresnel Lens
150W A19**
23P=Fresnel Lens, White Frame
11 5/8" Square (295mm)



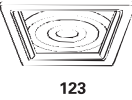
**All-Glass Diffuser
150W A19**
25=Glass Diffuser
11 5/8" Square (295mm)



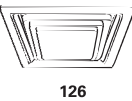
**Regressed Drop Opal
150W A19**
26P=Regressed Drop Opal Lens with Black Baffle
11 5/8" Square (295mm)



**Albalite Splay
150W A19**
120P=Glass Diffuser with White Splay
Listed for use as Shower Light
11 5/8" Square (295mm)




**Fresnel Splay
150W A19**
123P=Fresnel lens with White Splay
Listed for use as Shower Light
11 5/8" Square (295mm)



**Glass Drop Opal Splay
150W A19**
126GP=Glass Drop Opal Splay
Listed for use as Shower Light
11 5/8" Square (295mm)

Accessories



Step Down Transformer
Steps 277V line voltage down to 120V fixture operating voltage.
150VA max.
H277=150VA Max.

Note: Specifications and Dimensions subject to change without notice.

Visit our web site at www.cooperlighting.com