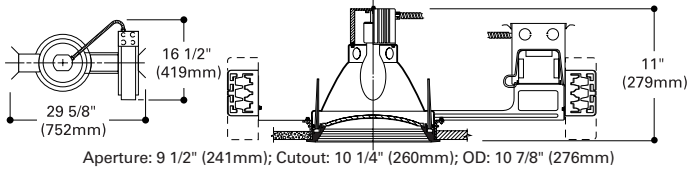


DIMENSIONS



Aperture: 9 1/2" (241mm); Cutout: 10 1/4" (260mm); OD: 10 7/8" (276mm)

DESCRIPTION

Aperture Size: **9 1/2"**
 Lamp: 50W MH Med. Base
 70W MH Med. Base
 100W MH Med. Base
 70W HPS Med. Base



ROUND LENS

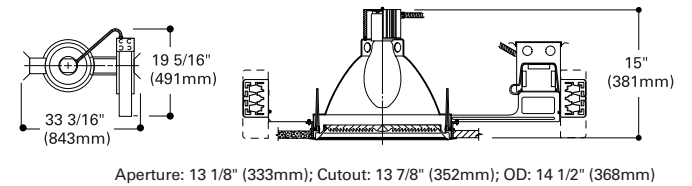
Metal Halide
 High Pressure Sodium

ROUND LENS DOWNLIGHT

ORDERING INFORMATION: ORDER HOUSING, TRIM AND ACCESSORIES SEPARATELY

SAMPLE NUMBER: M6021T-711F-10002P

Housing	Ballast	Trim	Accessories
Housing M6022T=50W MH M6023T=70W MH M6024T=100W MH M6043T=70W HPS	Ballast ⁽¹⁾⁽⁴⁾ 720=50W MH 120/277V 730=70W MH 120/277V 740=100W MH 120/277V 630=70W HPS 120/277V	Trims Fresnel Lens 10002P=Black Baffle and White Trim Ring Concave Regressed Prismatic Holophane Lens with Black Baffle and White Trim Ring 10012P=White Trim Ring	Accessories ⁽³⁾ 1 1/2" C-Channel Bar Hangers HB26=26" Long HB50=50" Long Slope Adapter HSA10XX=Specify Slope RMB22=22" Long mounting bars for wood joists
Options F=Fuse Q=Quartz standby option X=Quartz Lamp Socket			

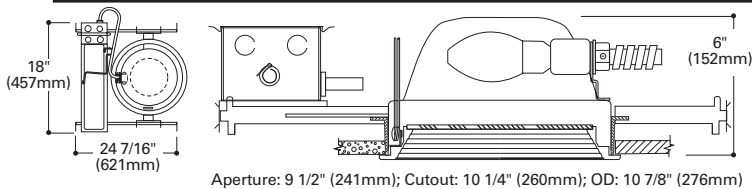


Aperture: 13 1/8" (333mm); Cutout: 13 7/8" (352mm); OD: 14 1/2" (368mm)

Aperture Size: **13 1/2"**
 Lamp: 175W MH Mogul Base
 250W MH Mogul Base
 100W HPS Mogul Base
 150W HPS Mogul Base

ORDERING INFORMATION: ORDER HOUSING, TRIM AND ACCESSORIES SEPARATELY

Housing	Ballast	Trim	Accessories
Housing M6235T=175W MH M6236T=250W MH M6254T=100W HPS M6255T=150W HPS	Ballast ⁽¹⁾⁽⁴⁾ 750=175W MH 120/277V 760=250W MH 120/277V 640=100W HPS 120/277V 650=150W HPS 120/277V	Fresnel Lens 10202P=Black Baffle, White trim ring 10202PWH=White trim ring, White Baffle Concave Regressed Prismatic Holophane 10212P=Black Baffle, White Trim Ring 10212PWH=White Baffle, White Trim Ring Flat Regressed Prismatic C73 Lens 10222P=White Trim Ring	Accessories ⁽³⁾ 1 1/2" C-Channel Bar Hangers HB26=26" Long HB50=50" Long
Options F=Fuse Q=Quartz standby option X=Quartz Lamp Socket			



Aperture: 9 1/2" (241mm); Cutout: 10 1/4" (260mm); OD: 10 7/8" (276mm)

Aperture Size: **9 1/2"**
 Lamp: 50W HPS, 70W HPS, 100W HPS
 50W MH, 70W MH, 150W HPS

ORDERING INFORMATION: ORDER HOUSING, TRIM AND ACCESSORIES SEPARATELY

SAMPLE NUMBER: M6235T-750F-10202P

Housing	Ballast	Trim	Accessories
Housing M6043S=9 1/2" Horizontal Lamp Mount Fixture	Ballast ⁽¹⁾⁽⁴⁾ 620=50W HPS 120/277V 630=70W HPS 120/277V 640=100W HPS 120/277V 650=150W HPS 120/277V 720=50W MH 120/277V 730=70W MH 120/277V 740=100W MH 120/277V	Trims Fresnel Lens 10002P=White trim ring Concave Regressed Prismatic Holophane Lens with Black Baffle and White Trim Ring 10012P=White Trim Ring	Accessories ⁽³⁾ 1 1/2" C-Channel Bar Hangers HB26=26" Long HB50=50" Long Slope Adapter HSA10XX=Specify Slope
Options F=Fuse Q=Quartz standby option X=Quartz Lamp Socket			

- Wet Location Listed
- Available with a fresnel, concave prismatic or flat prismatic lens
- Die cast baffle painted black trim
- Specular Alzak upper reflector
- Quick mount plug-in thermally protected ballast with dual tap for 120/277V
- Die cast aluminum 1 1/2" deep collar
- Exclusive universal mounting bracket adjusts 5" vertically
- Junction box with 1/2" and 3/4" pryouts, listed for eight #12g 90°C conductors
- Insulation detector protects against improper use of ceiling insulation
- Luminaire Efficacy Rating M6024-10002-30.84 M6235-10202-41.07 M6043S-10002-26.73
- UL Listed and CSA Certified, feed through junction box, UL wet location

NOTES: (1) Products also available in non-US voltages and 50Hz for international markets. Consult your Cooper Lighting Representative for availability and ordering information. (2) Accessories should be ordered separately. For additional options please consult your Cooper Lighting Representative. (3) Specifications and dimensions subject to change without notice. (4) For 120/347V ballasts, change last number of ballast to "8".