



Minutes matter

Philips Capri 1-Hour and 2-Hour Rated Firedome NXT Downlights.
Timing is Everything.

PHILIPS
capri

Even heroes need a little



Now help can be installed. When a fire starts, there are many factors that play a part in the success of a rescue, but the crucial safety factor is time. Fire-rated luminaires help maintain fire-rated floor/ceiling applications and reduce the passage of toxic fumes from one floor to the next. Philips Capri Firedome NXT fire-rated luminaires are tested and approved for up to two hours in many different types of fire-rated ceiling designs.* As simple to install as most standard downlights, the Firedome NXT is ideal for multi-family, multi-level facilities, where time matters most.

*Two-hour rating is achieved through a simple field installation of accessory collar FD2NECK-2H, ordered separately.

help sometimes



FIRE DOME

Philips Capri Fire dome NXT Fire-Rated Luminaires

- 4** Why Fire dome NXT?
- 6** 6" CFL, Vertical
- 8** 6" CFL, Horizontal
- 10** 6" Incandescent
- 12** 6" LED
- 14** 4" Low Voltage
- 16** 4" Incandescent
- 18** 4" LED

Why Firedome NXT?

Dealing with fire-related building codes can be a complex and litigious business. In multiple-level buildings, there are specific construction methods used to prevent the spread of heat, smoke, fire, and toxic gasses from floor to floor. For a luminaire to be listed as a fire-rated component, it must be tested to fire-rated standards. Often, non-UL listed solutions such as metal enclosures or field-fabricated sheetrock boxes are used in an attempt to meet these strict fire codes. Firedome's UL classification alleviates such liabilities and provides peace of mind.



UL-Classified for Complete Confidence

Philips Capri Firedome NXT luminaires are cost-efficient and UL-classified and listed. They achieve up to a 2-hour rating for use with many different ceiling designs. Airseal technology helps suppress the spread of poisonous gasses that could migrate into other areas in the event of a fire. All Firedome NXT luminaires are IC-rated for full compliance with building codes where insulation is present.

Natural, Sustainable, and Effective

High-temperature control is achieved using a wool membrane — a natural, sustainable resource. Firedome's membrane offers some very specific advantages:

- Will not degrade over time — maintains its fire-resistant properties over the life of the luminaire
- Creates a passive thermal barrier that does not result in material expansion at flash points ensuring that Firedome NXT is not a one-time use product
- May be disposed of in standard waste depots, unlike some other types of active membranes which may require disposal as hazardous waste
- Firedome NXT's flexible wool-based membrane will not crack, break or be compromised due to transit or job site handling

Fire-Ready Downlight Construction Options: A Comparison

| | TIME TO INSTALL (MINUTES) | | COSTS (ESTIMATED) | | | Pieces to Install | Who is Involved? | UL Rating | |
|---------------|---------------------------|--|-------------------|-----------|-----------|-------------------|------------------|-------------------------------------|-------------------|
| | Labor | | Labor | Materials | Downlight | | | | Total Install |
| Firedome NXT | 5 | | \$3 | \$0 | \$55 | \$58 | 1 | Electrician | UL 263 UL 1598 |
| Sheetrock Box | 90 | | \$75 | \$14 | \$9 | \$98 | 6+ | Carpenter Drywall Electrician | None |
| Tenting* | 15 | | \$15 | \$35 | \$9 | \$59 | 2 | Electrician | Depends |

Firedome NXT

With Firedome NXT, there are no more costly, non-UL recognized, custom sheet rock enclosures or limitations to surface-mounted fixtures when adhering to fire-related building codes. Firedome NXT luminaires are cost-effective and easy to install in multi-level, multi-family dwellings such as:

- Condominiums
- Apartment buildings
- Dormitories
- Assisted living facilities
- Duplexes
- Townhouses
- Loft apartments
- Hotels/Motels
- Extended Stay Facilities
- Other high-rises

Firedome NXT luminaires are all-in-one construction, and install very much like a standard housing. Firedome NXT requires only one product to be handled, and one trip up the ladder.

Why is it Better?

Firedome NXT can be easily inspected from below the ceiling for code compliance. This is just one reason to specify Firedome NXT rather than field-constructed sheetrock boxes, or tenting products. Here are a few more reasons:

Sheetrock Boxes

- Require multiple professionals to coordinate installation
- Each luminaire requires far more installation time than Firedome NXT, which features all-in-one construction
- No UL classification
- Unable to change position

Tenting Products

- UL classified tenting products have specific restrictions on the types of housings they can accommodate
- Tents install over the housing and restrict inspection
- Separate tents and housings require more coordination
- May not integrate with floating resilient channel type ceilings



1 Loosen the three screws provided on the original collar of the Firedome NXT housing.



2 Remove the original collar.



3 Align the FD2NECK-2H with the three screws in the Firedome NXT housing and push flush to the ceiling.



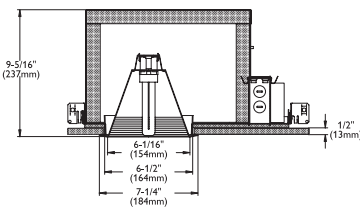
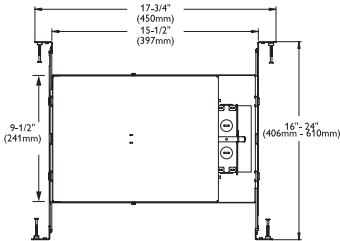
4 Tighten the screws on the 2-hour collar.

Turning a 1-Hour Rating into a 2-Hour Rating

All Philips Capri Firedome NXT luminaires are tested and approved for 1-hour UL L500 floor and ceiling designs. However, vertical 6" Firedome NXT luminaires can be easily converted in the field to a 2-hour rating using the FD2NECK-2H accessory collar. Conversion, shown in the photos to the left, is a quick and simple process.

*An enclosure designed to be installed over a luminaire.

6" Fire-Rated CFL, Vertical



Philips Capri Firedome NXT 6" Compact Fluorescent fire-rated luminaires are an ideal lighting solution where restrictive fire codes are enforced. Applications include assisted living facilities, condominiums, dormitories, and other multi-family dwellings.

- UL rated to 60 minutes in UL L500 floor and ceiling designs
- UL rating increases to two hours with the addition of a field-installed accessory collar, ordered separately
- UL listed for use in insulated ceilings (IC)
- Airseal technology minimizes the spread of toxic fumes from floor to floor — performance tested to ASTM E283 standards
- Constructed of sheet steel for added durability and ease of handling
- All-in-one construction assures ease of installation, similar to a standard downlight
- Unique wool membrane is a sustainable material, provides industry-leading fire protection without the burden of excessive weight, and serves as an excellent sound barrier, reducing noise between floors
- All Firedome NXT housings include factory-installed BH1 pre-nailed bar hangers



Firedome NXT 6" Vertical CFL Product Ordering Matrix

Example: **FD2IC6V13QU FDS13Q RBC30M**

| Housing | Socket Assembly ¹ (required) | Trim (choose 1) |
|---|--|--|
| FD2IC6V13QU ² (1)CFM13W/GX24Q | FDS13Q | RBD40 Deep Full Baffle, Black |
| FD2IC6V13QU-RC ^{2,3} (1)CFM13W/GX24Q | FDS18Q | RBD40W Deep Full Baffle, White |
| FD2IC6V18QU ² (1)CFM18W/GX24Q | FDS2632 | RBC30M Full Black Baffle |
| FD2IC6V18QU-RC ^{2,3} (1)CFM18W/GX24Q | | RBC30WM Full White Baffle |
| FD2IC6V2632U ² (1)CFM26W/GX24Q | | RBC30TBZ Tuscan Bronze Baffle |
| FD2IC6V2632U-RC ^{2,3} (1)CFM26W/GX24Q | | RBC30CBN Coffee Bean Baffle |
| FD2IC6V2632U-RC ^{2,3} (1)CFM32W/GX24Q | | RBC30SPM Soft Platinum Baffle |
| | | RBC30RCP Rustic Copper Baffle |
| | | RBC30MCA Mocha Baffle |
| | | RAD40CLR Deep Cone, Clear Specular |
| | | RAD40W Deep Cone, White |
| | | RBA100CLR Clear Specular Reflector |
| | | RBA100WHT White Specular Reflector |
| | | RBA100BLK Black Specular Reflector |
| | | RB101 Clear Reflector w/Black Baffle |
| | | RB101W Clear Reflector w/White Baffle |
| | | SHR6IC Regressed Glass Lens Shower Trim |
| | | RB45W Scoop Wall Wash, White Baffle |
| | | RB45 Scoop Wall Wash, Black Baffle |

2-Hour Accessory Collar Option (see page 5 for installation instructions)



FD2NECK-2H
Field installed collar provides up to two hours of protection.

UL Classification ratings with FD2NECK-2H


| | |
|--------|--|
| 2-Hour | L500/L200, D500/D200, G500/G200, and J200 floor/ceiling assemblies |
| 1-Hour | P500/P200 roof/ceiling assemblies |

Housing Dimming^{4,5}

For dimming options, visit www.caprilighting.com.

1. Socket Assembly must be chosen to match wattage specified on housing.
2. For 2-hour fire rating, specify FD2NECK-2H accessory collar.
3. When using resilient channels, specify "RC" option. Supplied with 5/8" off set RC channel bar option. RC option accommodates 1/2" resilient channel only.
4. Supplied with Advance Mark X dimming, DX1(120V) or DX2(277V). Specify DL1(120V) and DL2(277V) for Lutron EcoSystem dimming.
5. Dimming on non-IC only.

6" CFL Trims, Vertical



RBC30M (shown)
Full Black Baffle
(Shown)

RBC30WM
Full White Baffle

RBC30TBZ*
Tuscan Bronze Baffle


RBC30CBN*
Coffee Bean Baffle

RBC30SPM*
Soft Platinum Baffle

RBC30RCP*
Rustic Copper Baffle

RBC30MCA*
Mocha Baffle

Socket Supporting
7-1/16" O.D. (179 mm)



RB101 (shown)
Clear Reflector w/Black Baffle

RB101W
Clear Reflector w/White Baffle

Socket Supporting
7-3/8" O.D. (187 mm)



RBA100CLR (shown)
Clear Specular Reflector

RBA100BLK
Black Reflector

RBA100WHT
White Reflector

Socket Supporting
7-3/8" O.D. (187 mm)



SHR6IC
Regressed Shower Trim
Wet Location Approved

Socket Supporting
8" O.D. (203 mm)



RBD40W (shown)
Deep Full Baffle, White

RBD40
Deep Full Baffle, Black

Socket Supporting
7-1/4" O.D. (184 mm)



RAD40W (shown)
Deep Cone, White

RAD40CLR
Deep Cone, Clear Specular

Socket Supporting
7-1/4" O.D. (184 mm)



RB45 (shown)
Scoop Wall Wash, Black Baffle

RB45W
Scoop Wall Wash, White Baffle

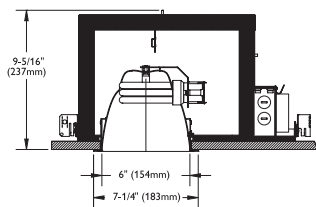
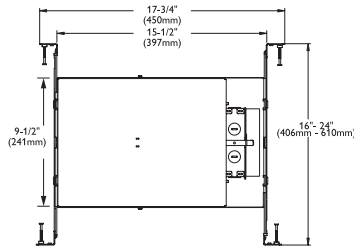
Socket Supporting
7-1/16" O.D. (179 mm)



For lamp compatibility and maximum wattage information, please visit www.caprilighting.com.
Select Literature: Spec Sheets, and enter spec sheet numbers FR2-3 (for 13 & 18 watt luminaires) or FR2-4 (for 26 & 32 watt luminaires).

*Flange matches trim finish

6" Fire-Rated CFL, Horizontal



Philips Capri Firedome NXT 6" Horizontal Compact Fluorescent fire-rated luminaires are available with 13, 18, 26 and 32 watt options. The horizontal luminaire is up to 2-hour rated by default and does not require an accessory collar to be ordered separately.

- UL rated to two hours in UL L500/ L200, D500/D200, G500/G200, and J200 floor and ceiling designs, and one hour in P500/P200 roof/ceiling assemblies
- Ring assembly allows socket to easily snap in place
- UL listed for use in insulated ceilings (IC)
- Airseal technology minimizes the spread of toxic fumes from floor to floor — performance tested to ASTM E283 standards
- Constructed of sheet steel for added durability and ease of handling
- All-in-one construction assures ease of installation, similar to a standard downlight
- Unique wool membrane is a sustainable material, provides industry-leading fire protection without the burden of excessive weight, and also serves as an excellent sound barrier, reducing noise between floors
- All Firedome NXT housings include factory-installed BH1 pre-nailed bar hangers



Firedome NXT 6" Horizontal CFL Product Ordering Matrix

Example: **FD2IC6H2632U FDS2632 RBH100**

| Housing ¹ | Socket Assembly ² (required) | Trim (choose 1) |
|--|---|--|
| <input type="text"/> FD2IC6H13QU (1)CFM13W/GX24Q FD2IC6H13QU-RC ³ (1)CFM13W/GX24Q FD2IC6H18QU (1)CFM18W/GX24Q FD2IC6H18QU-RC ³ (1)CFM18W/GX24Q FD2IC6H2632U (1)CFM26W/GX24Q (1)CFM32W/GX24Q FD2IC6H2632U-RC ³ (1)CFM26W/GX24Q (1)CFM32W/GX24Q | <input type="text"/> FDS13Q FDS18Q FDS2632 | <input type="text"/> RBH101 Clear Reflector w/Black Baffle RBH101W Clear Reflector w/White Baffle RBH100 Clear Specular Reflector |

Housing Dimming⁴

For dimming options, visit www.caprilighting.com.

1. No collar required for 120 minute rating. Firedome NXT CFL horizontal luminaires come standard with 2-hour collar pre-installed. Refer to specification sheets FR2-5 and FR2-6 for details.
 2. Socket Assembly must be chosen to match wattage specified on housing.
 3. When using resilient channels, specify "RC" option. Supplied with 5/8" off set RC channel bar option. RC option accommodates 1/2" resilient channel only.
 4. Supplied with Advance Mark X dimming, DX1(120V) or DX2(277V). Specify DL1(120V) and DL2(277V) for Lutron EcoSystem dimming.
 5. Dimming on non-IC only.

6" CFL Trims, Horizontal



RBH101 (shown)
Clear Reflector w/Black Baffle

RBH101W
Clear Reflector w/White Baffle

Socket Supporting
7-1/4" O.D. (184 mm)



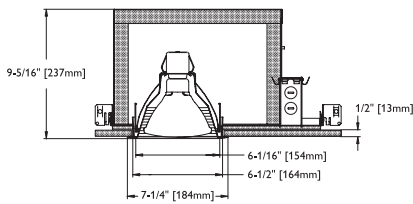
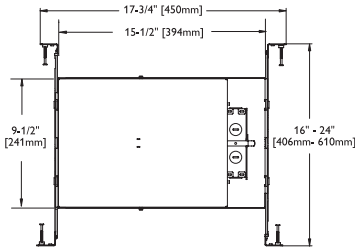
RBH100
Clear Specular Reflector

Socket Supporting
7-1/4" O.D. (184 mm)



For lamp compatibility and maximum wattage information, please visit www.caprilighting.com.
Select Literature: Spec Sheets, and enter spec sheet numbers FR2-5 (for 13 & 18 watt luminaires) or FR2-6 (for 26 & 32 watt luminaires).

6" Fire-Rated Incandescent



Philips Capri Firedome NXT 6" Incandescent fire-rated luminaires are an ideal lighting solution where restrictive fire codes are enforced. Applications include assisted living, hospitality, dormitories, and other multi-family dwellings.

- UL rated to 60 minutes in UL L500 floor and ceiling designs
- UL rating increases to two hours with the addition of a field-installed accessory collar, ordered separately
- UL listed for use in insulated ceilings (IC)
- Airseal technology minimizes the spread of toxic fumes from floor to floor — performance tested to ASTM E283 standards
- Constructed of sheet steel for added durability and ease of handling
- All-in-one construction assures ease of installation, similar to a standard downlight
- Unique wool membrane is a sustainable material, provides industry-leading fire protection without the burden of excessive weight, and also serves as an excellent sound barrier, reducing noise between floors
- All Firedome NXT housings include factory-installed BH1 pre-nailed bar hangers




Fire dome NXT 6" Incandescent Product Ordering Matrix

Example: **FD2IC6V90 FDSINC RB30**

| Housing | Socket Assembly (required) | Trim (choose 1) | | |
|---|----------------------------|--|---|--|
| | | | | |
| FD2IC6V90¹ 6" Fire Dome housing | FDSINC | RB30 Black Baffle | RS30CBN Coffee Bean Splay | |
| FD2IC6V90-RC^{1,2} 6" Fire Dome housing with Resilient Channels | | RB30W White Baffle | RS30SPM Soft Platinum Splay | |
| | | RB30BRN Brushed Nickel Baffle | RS30MCA Mocha Splay | |
| | | RB40 Full Black Baffle | RS30RCP Rustic Copper Splay | |
| | | RB40TBZ Full Tuscan Bronze Baffle | RS30BRN Brushed Nickel Splay | |
| | | RB40CBN Full Coffee Bean Baffle | R18P White Eyeball | |
| | | RB40SPM Full Soft Platinum Baffle | R18BRN Brushed Nickel Eyeball | |
| | | RB40MCA Full Mocha Baffle | R18TBZ Tuscan Bronze Eyeball | |
| | | RB40RCP Full Rustic Copper Baffle | R18CBN Coffee Bean Eyeball | |
| | | RB40W Full White Baffle | R18SPM Soft Platinum Eyeball | |
| | | RC30C Clear Cone | R18MCA Mocha Eyeball | |
| | | RC30BK Black Cone | R18RCP Rustic Copper Eyeball | |
| | | RC30W White Cone | RM38W White Stepped Baffle, Regressed White Eyeball | |
| | | RBA100WHT White Reflector | RM38 Black Stepped Baffle, Regressed White Eyeball | |
| | | RBA100BLK Black Reflector | RM48W White Stepped Baffle, Regressed White Eyeball | |
| | | RBA100CLR Clear Specular Reflector | RM48 Black Stepped Baffle, Regressed White Eyeball | |
| | | RCS30 Shallow Cone Clear | R38P White Eyeball with Black Baffle | |
| | | RCS30W Shallow Cone White | RB45W Wall Wash, White Baffle | |
| | | RBC30WVM Full White Baffle | RB45 Wall Wash, Black Baffle | |
| | | RBC30M Full Black Baffle | SH12IC Albalite Shower Trim | |
| | | RS30W White Splay | SHR16ICP Regressed Drop Opal Shower Light | |
| | | RS30TBZ Tuscan Bronze Splay | | |

2-Hour Accessory Collar Option (see page 5 for installation instructions)



FD2NECK-2H
Field installed collar provides up to two hours of protection.

UL Classification ratings with FD2NECK-2H

| | |
|--------|--|
| 2-Hour | L500/L200, D500/D200, G500/G200, and J200 floor/ceiling assemblies |
| 1-Hour | P500/P200 roof/ceiling assemblies |

1. For 2-hour fire rating specify FD2NECK-2H accessory collar.
 2. When using resilient channels. Specify "RC" option. Supplied with 5/8" off set RC channel bar option. RC option accommodates 1/2" resilient channel.

6" Incandescent Trims



R18P (shown)
White Eyeball

R18BRN
Brushed Nickel Eyeball

R18TBZ
Tuscan Bronze Eyeball

R18CBN
Coffee Bean Eyeball

R18SPM
Soft Platinum Eyeball

R18MCA
Mocha Eyeball

R18RCP
Rustic Copper Eyeball

Socket Supporting
8" O.D. (203 mm)



RS30W (shown)
White Splay

RS30BRN
Brushed Nickel Splay

RS30TBZ
Tuscan Bronze Splay

RS30CBN
Coffee Bean Splay

RS30SPM
Soft Platinum Splay

RS30MCA
Mocha Splay

RS30RCP
Rustic Copper Splay

Socket Supporting
7-1/16" O.D. (179 mm)



RB40W (shown)
Full White Baffle

RB40
Full Black Baffle

RB40TBZ
Full Tuscan Bronze Baffle


RB40CBN
Full Coffee Bean Baffle

RB40SPM
Full Soft Platinum Baffle

RB40MCA
Full Mocha Baffle

RB40RCP
Full Rustic Copper Baffle

Socket Supporting
30° Tilt
7-1/16" O.D. (179 mm)



RB30 (shown)
Black Baffle

RB30W
White Baffle

RB30BRN
Brushed Nickel Baffle

Socket Supporting
7-1/16" O.D. (179 mm)



R38P
White Eyeball with Black Baffle

Socket Supporting
30° Tilt
8" O.D. (203 mm)



RM38W (shown)
White Stepped Baffle
Regressed White Eyeball

RM38
Black Stepped Baffle
Regressed White Eyeball

Socket Supporting
7-3/8" O.D. (187 mm)



RM48 (shown)
Black Stepped Baffle
Regressed White Eyeball

RM48W
White Stepped Baffle
Regressed White Eyeball

Socket Supporting
7-3/8" O.D. (187 mm)



RBC30M (shown)
Full Black Baffle

RBC30WM
Full White Baffle

Socket Supporting
7-1/16" O.D. (179 mm)



RBA100WHT (shown)
White Reflector

RBA100BLK
Black Reflector

RBA100CLR
Clear Reflector

Socket Supporting
7-1/4" O.D. (184 mm)



RB45 (shown)
Scoop Wall Wash with Black Baffle

RB45W
Scoop Wall Wash with White Baffle

Socket Supporting
7-1/16" O.D. (179 mm)



RC30W (shown)
White Cone

RC30C
Clear Cone

RC30BK
Black Cone

Socket Supporting
7-1/16" O.D. (179 mm)



SHR16IC
Regressed Glass Drop Opal
Shower Light

Wet Location Approved
Socket Supporting
8" O.D. (203 mm)



SH12IC
Albalite Shower Light

Wet Location Approved
Socket Supporting
7-1/16" O.D. (179 mm)

For lamp compatibility and maximum wattage information, please visit www.caprilighting.com.
Select Literature: Spec Sheets, and enter spec sheet number FR1-5.

6" Fire-Rated LED



CRL6K-G2
LED Retrofit Module

Philips Capri offers an LED fire-rated solution. The complete downlight consists of Firedome NXT's 6" incandescent housing and socket assembly, along with the CRL6K-G2 LED Retrofit Module. The units are shipped separately and require simple on-site assembly taking about 60 seconds.

The solid-state Philips Capri CRL6K-G2 replaces traditional low-efficacy sources with no shift in quality, intensity, or distribution of light. It is available in both 2700K and 3500K color temperatures, and provides a typical CRI of 85 — equal to or better than compact fluorescent sources. Plus, it will continue to supply that performance for more than 50,000 hours of continuous use.

CRL6K-G2 Features:

- Die-Cast Heat Sink and lower trim
- 2 color temperatures available (2700K and 3500K)
- 85 CRI typical
- Dimmable to 15% on ELV or standard incandescent dimmer controls (for recommended dimmer list see spec sheet).
- cETLus classified for use in wet locations
- For use in IC and non-IC applications



5-year manufacturer's warranty applicable to IC and non-IC applications up to 40°C maximum ambient

Firedome NXT 6" Fire-Rated LED Product Ordering Matrix

Example: **FD2IC6V90 FDSINC CRL6K-G2 6 27K**

| Housing | Socket Assembly (required) | LED Module ³ | Lumens | Color Temperature | Voltage |
|---|--------------------------------|--|---|--|---|
| <input type="text"/> FD2IC6V90 ¹ 6" Fire Dome housing FD2IC6V90-RC ^{1,2} 6" Fire Dome housing with Resilient Channels | <input type="text"/> FDSINC | <input type="text"/> CRL6K-G2 6" LED Module Generation 2 | <input type="text"/> 6 600 lumens nominal | <input type="text"/> 27K 2700 Kelvin 35K 3500 Kelvin | <input type="text"/> BLANK 120 Volt |

Firedome NXT housing + LED retrofit module

2-Hour Accessory Collar Option
(see page 5 for installation instructions)



FD2NECK-2H
Field installed collar provides up to two hours of protection.

UL Classification ratings with FD2NECK-2H

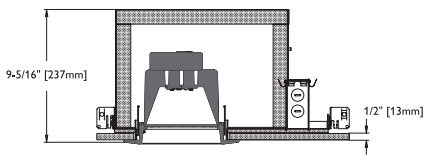
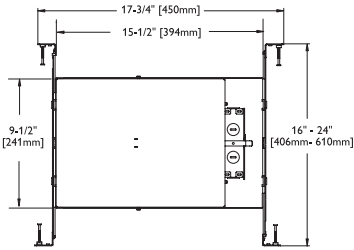
| | |
|--------|--|
| 2-Hour | L500/L200, D500/D200, G500/G200, and J200 floor/ceiling assemblies |
| 1-Hour | P500/P200 roof/ceiling assemblies |

1. For 2-hour fire rating, specify FD2NECK-2H accessory collar.
 2. When using resilient channels, specify "RC" option. Supplied with 5/8" off set RC channel bar option. RC option accommodates 1/2" resilient channel.
 3. CRL6K-G2 module and accessory splay are ordered and shipped as separate line items.

No voltage designation is required when building a catalog number (see ordering example above). All Philips Capri LED retrofit modules are 120 volt.

NOTE: The Philips Capri 6" LED Retrofit Module is compatible with multiple triac and electronic low voltage dimmers. See spec sheet RCS-6 for complete listing.

6" Fire-Rated LED












Firedome NXT 6" LED provides all the benefits of Firedome luminaires with a 50,000 hour life. The CRL 6" LED retrofit module fits easily inside the incandescent Firedome NXT housing and offers the same light output as a 65 watt BR30 lamp.

- UL rated to 60 minutes in UL L500 floor and ceiling designs
- UL rating increases to two hours with the addition of a field-installed accessory collar, ordered separately
- UL listed for use in insulated ceilings (IC)
- Airseal technology minimizes the spread of toxic fumes from floor to floor — performance tested to ASTM E283 standards
- Constructed of sheet steel for added durability and ease of handling
- All-in-one construction assures ease of installation, similar to a standard downlight
- Unique wool membrane is a sustainable material, provides industry-leading fire protection without the burden of excessive weight, and also serves as an excellent sound barrier, reducing noise between floors
- All Firedome NXT housings include factory-installed BH1 pre-nailed bar hangers



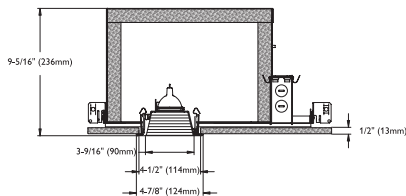
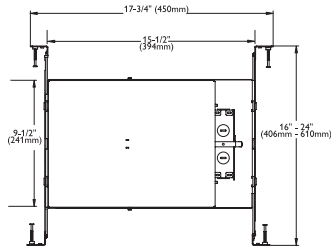
LED Splay Options (CRL6K module can be ordered without a splay — unit ships with basic white reflector)

| Splay | Style | Finish | | |
|--|---|---|--|---|
|  |  |  |  |  |
| CLR6 6" LED Module Splay Insert | R Reflector B Baffle ¹ | WHT White BLK Black CLR Clear GLD Gold | CRL6R-WHT White Reflector, Spun Aluminum | CRL6R-GLD Gold Reflector, Spun Aluminum |
| | | |  |  |
| | | | CRL6R-BLK Black Reflector, Spun Aluminum | CRL6B-WHT White Baffle, Spun Aluminum |
| | | |  |  |
| | | | CRL6R-CLR Clear Specular Reflector, Spun Aluminum | CRL6B-BLK Black Baffle, Spun Aluminum |

+ Splay (optional)

1. Baffle available in white or black only.

4" Fire-Rated Low Voltage



Philips Capri Firedome NXT 4" Low Voltage fire-rated luminaires are an ideal lighting solution where restrictive fire codes are enforced. The small aperture is ideal for general or accent lighting.

- UL rated to 60 minutes in UL L500 floor and ceiling designs
- UL listed for use in non-insulated ceilings (non-IC)
- Airseal technology minimizes the spread of toxic fumes from floor to floor — performance tested to ASTM E283 standards



- Constructed of sheet steel for added durability and ease of handling

- All-in-one construction assures ease of installation, similar to a standard downlight
- Unique wool membrane is a sustainable material, provides industry-leading fire protection without the burden of excessive weight, and also serves as an excellent sound barrier, reducing noise between floors
- All Firedome NXT housings include factory-installed BH1 pre-nailed bar hangers

Firedome NXT 4" Low Voltage Product Ordering Matrix

Example: **FDV4LV50 FDSLVC LC141**

Housing



FD4VLV50
FD4VLV50-RC¹

Socket Assembly (required)



FDSLVC

Trim (choose 1)



| | | | |
|----------|------------------------------------|----------|--|
| LC101 | Pinhole, Black Baffle | LC146MCA | Dwnlt/Adj, Mocha Reflector |
| LC101TBZ | Pinhole, Tuscan Bronze | LC119 | Adjustable Slot, White |
| LC101SPM | Pinhole, Soft Platinum | LC119TBZ | Adjustable Slot, Tuscan Bronze |
| LC101CBN | Pinhole, Coffee Bean | LC119SPM | Adjustable Slot, Soft Platinum |
| LC101RCP | Pinhole, Rustic Copper | LC119CBN | Adjustable Slot, Coffee Bean |
| LC101MCA | Pinhole, Mocha | LC119RCP | Adjustable Slot, Rustic Copper |
| LC141 | Dwnlt/Adj, Black Baffle | LC119MCA | Adjustable Slot, Mocha |
| LC141W | Dwnlt/Adj, White Baffle | LC105 | Adjustable Mirror, White |
| LC141TBZ | Dwnlt/Adj, Tuscan Bronze Baffle | LC105TBZ | Adjustable Mirror, Tuscan Bronze |
| LC141SPM | Dwnlt/Adj, Soft Platinum Baffle | LC105SPM | Adjustable Mirror, Soft Platinum |
| LC141CBN | Dwnlt/Adj, Coffee Bean Baffle | LC105CBN | Adjustable Mirror, Coffee Bean |
| LC141RCP | Dwnlt/Adj, Rustic Copper Baffle | LC105RCP | Adjustable Mirror, Rustic Copper |
| LC141MCA | Dwnlt/Adj, Mocha Baffle | LC105MCA | Adjustable Mirror, Mocha |
| LC142 | Dwnlt/Adj, Clear Reflector | LC108 | Adjustable Eyeball, Black Baffle |
| LC146 | Dwnlt/Adj, White Reflector | LC108TBZ | Adjustable Eyeball, Tuscan Bronze Baffle |
| LC146TBZ | Dwnlt/Adj, Tuscan Bronze Reflector | LC108SPM | Adjustable Eyeball, Soft Platinum Baffle |
| LC146SPM | Dwnlt/Adj, Soft Platinum Reflector | LC108CBN | Adjustable Eyeball, Coffee Bean Baffle |
| LC146CBN | Dwnlt/Adj, Coffee Bean Reflector | LC108RCP | Adjustable Eyeball, Rustic Copper Baffle |
| LC146RCP | Dwnlt/Adj, Rustic Copper Reflector | LC108MCA | Adjustable Eyeball, Mocha Baffle |

1. When using resilient channels, specify "RC" option. Supplied with 5/8" off set RC channel bar option. RC option accommodates 1/2" resilient channel only.

4" Low Voltage Trims



LC101 (shown)
1-3/4" Pinhole, Black baffle

LC101TBZ
1-3/4" Pinhole, Tuscan Bronze

LC101CBN
1-3/4" Pinhole, Coffee Bean

LC101SPM
1-3/4" Pinhole, Soft Platinum

LC101RCP
1-3/4" Pinhole, Rustic Copper

LC101MCA
1-3/4" Pinhole, Mocha

4-3/4" O.D. (121 mm)



LC141 (shown)
Dwnlt/Adj, Black Baffle

LC141W
Dwnlt/Adj, White Baffle

LC141TBZ
Dwnlt/Adj, Tuscan Bronze Baffle

LC141CBN
Dwnlt/Adj, Coffee Bean Baffle

LC141SPM
Dwnlt/Adj, Soft Platinum Baffle

LC141RCP
Dwnlt/Adj, Rustic Copper Baffle

LC141MCA
Dwnlt/Adj, Mocha Baffle

45° Tilt
4-3/4" O.D. (121 mm)



LC142 (shown)
Dwnlt/Adj, Clear Reflector

LC146
Dwnlt/Adj, White Reflector

LC146TBZ
Dwnlt/Adj, Tuscan Bronze Reflector

LC146CBN
Dwnlt/Adj, Coffee Bean Reflector

LC146SPM
Dwnlt/Adj, Soft Platinum Reflector

LC146RCP
Dwnlt/Adj, Rustic Copper Reflector

LC146MCA
Dwnlt/Adj, Mocha Reflector

45° Tilt
4-3/4" O.D. (121 mm)



LC119 (shown)
Adjustable Slot, White

LC119TBZ
Adjustable Slot, Tuscan Bronze

LC119CBN
Adjustable Slot, Coffee Bean

LC119SPM
Adjustable Slot, Soft Platinum

LC119RCP
Adjustable Slot, Rustic Copper

LC119MCA
Adjustable Slot, Mocha

30° Tilt
4-3/4" O.D. (121 mm)



LC108 (shown)
Adjustable Eyeball, Black Baffle

LC108TBZ
Adjustable Eyeball, Tuscan Bronze Baffle

LC108CBN
Adjustable Eyeball, Coffee Bean Baffle

LC108SPM
Adjustable Eyeball, Soft Platinum Baffle

LC108RCP
Adjustable Eyeball, Rustic Copper Baffle

LC108MCA
Adjustable Eyeball, Mocha Baffle

30° Tilt
4-3/4" O.D. (121 mm)



LC105 (shown)
Adjustable Mirror, White

LC105TBZ
Adjustable Mirror, Tuscan Bronze

LC105CBN
Adjustable Mirror, Coffee Bean

LC105SPM
Adjustable Mirror, Soft Platinum

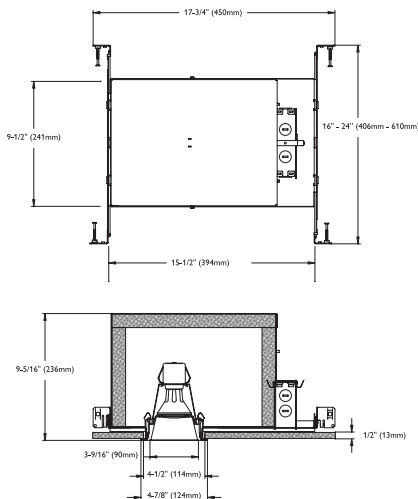

LC105RCP
Adjustable Mirror, Rustic Copper

LC105MCA
Adjustable Mirror, Mocha

30°-90° Tilt
4-3/4" O.D. (121 mm)

For lamp compatibility and maximum wattage information, please visit www.caprilighting.com.
Select Literature: Spec Sheets, and enter spec sheet number FR4-2.

4" Fire-Rated Incandescent



Philips Capri Firedome NXT 4" Incandescent fire-rated luminaires are an ideal lighting solution where restrictive fire codes are enforced. Available with a one hour rating, applications include assisted living facilities, condominiums, dormitories, and other multi-family dwellings.




- UL rated to 60 minutes in UL L500 floor and ceiling designs
- UL listed for use in insulated ceilings (IC)
- Constructed of sheet steel for added durability and ease of handling
- Airseal technology minimizes the spread of toxic fumes from floor to floor — performance tested to ASTM E283 standards



- All-in-one construction assures ease of installation, similar to a standard downlight
- Unique wool membrane is a sustainable material, provides industry-leading fire protection without the burden of excessive weight, and also serves as an excellent sound barrier, reducing noise between floors
- All Firedome NXT housings include factory-installed BH1 pre-nailed bar hangers

Fire dome NXT 4" Incandescent Product Ordering Matrix

Example: **FDIC4V50 FDSINC R441W**

| Housing | Socket Assembly (required) | Trim (choose 1) | | |
|--|---|---|--|--|
|  |  |  | | |
| FDIC4V50 4" Fire Dome housing | FDSINC | R408 Adjustable White Eyeball | R442 Dwnlt/Adj, Clear Reflector | |
| FDIC4V50-RC¹ 4" Fire Dome housing with Resilient Channels | | R408TBZ Adjustable Tuscan Bronze Eyeball | R443 Dwnlt/Adj, Gold Reflector | |
| | | R408CBN Adjustable Coffee Bean Eyeball | R446 Dwnlt/Adj, White Reflector | |
| | | R408SPM Adjustable Soft Platinum Eyeball | R4SHR Open Lamp Shower Trim | |
| | | R408MCA Adjustable Mocha Eyeball | | |
| | | R408RCP Adjustable Rustic Copper Eyeball | | |
| | | R441 Dwnlt/Adj, Black Baffle | | |
| | | R441TBZ Dwnlt/Adj, Tuscan Bronze Baffle | | |
| | | R441CBN Dwnlt/Adj, Coffee Bean Baffle | | |
| | | R441SPM Dwnlt/Adj, Soft Platinum Baffle | | |
| | | R441MCA Dwnlt/Adj, Mocha Baffle | | |
| | | R441RCP Dwnlt/Adj, Rustic Copper Baffle | | |
| | | R441W Dwnlt/Adj, White Baffle | | |

1. When using resilient channels, specify "RC" option. Supplied with 5/8" off set RC channel bar option.

4" Incandescent Trims



R408 (shown)
White Adjustable Eyeball

R408TBZ*
Tuscan Bronze Adjustable Eyeball

R408CBN*
Coffee Bean Adjustable Eyeball

R408SPM*
Soft Platinum Adjustable Eyeball

R408RCP*
Rustic Copper Adjustable Eyeball

R408MCA*
Mocha Adjustable Eyeball
4-3/4" O.D. (121 mm)



R441W (shown)
Dwnlt/Adj, White Baffle

R441
Dwnlt/Adj, Black Baffle

R441TBZ*
Dwnlt/Adj, Tuscan Bronze Baffle

R441CBN*
Dwnlt/Adj, Coffee Bean Baffle

R441SPM*
Dwnlt/Adj, Soft Platinum Baffle

R441RCP*
Dwnlt/Adj, Rustic Copper Baffle

R441MCA*
Dwnlt/Adj, Mocha Baffle
4-3/4" O.D. (121 mm)



R442 (shown)
Dwnlt/Adj, Clear Reflector

R442TBZ*
Dwnlt/Adj, Tuscan Bronze Reflector

R442CBN*
Dwnlt/Adj, Coffee Bean Reflector

R442SPM*
Dwnlt/Adj, Soft Platinum Reflector

R442RCP*
Dwnlt/Adj, Rustic Copper Reflector

R442MCA*
Dwnlt/Adj, Mocha Reflector

R446
Dwnlt/Adj, White Reflector
4-3/4" O.D. (121 mm)



R4SHR (shown)
Open Lamp Shower Trim

Open Rated PAR20 Lamp Included

Wet Location Listed
4-3/4" O.D. (121 mm)



R400 (shown with R441 trim)
White Pinhole Insert

R400TBZ*
Tuscan Bronze Pinhole Insert

R400CBN*
Coffee Bean Pinhole Insert

R400SPM*
Soft Platinum Pinhole Insert

R400RCP*
Rustic Copper Pinhole Insert

R400MCA*
Mocha Pinhole Insert

Pinhole 1-3/4" (44 mm)

Fits R441 to R446 trims.



R405 (shown with R441 trim)
White Wall Wash Insert

R405TBZ*
Tuscan Bronze White Wall Wash Insert


R405CBN*
Coffee Bean White Wall Wash Insert

R405SPM*
Soft Platinum White Wall Wash Insert

R405RCP*
Rustic Copper White Wall Wash Insert

R405MCA*
Mocha White Wall Wash Insert

Fits R441 to R446 trims.



OV4 (shown with R441 trim)
Oversize Trim Ring

5-3/4" O.D. (146 mm)

For lamp compatibility and maximum wattage information, please visit www.caprilighting.com.
Select Literature: Spec Sheets, and enter spec sheet number FR1-4.

4" Fire-Rated LED



CRL4K-G1
LED Retrofit Module

Philips Capri offers an LED fire-rated solution. The complete downlight consists of Firedome NXT's 4" incandescent housing and socket assembly, along with the CRL4K-G1 LED Retrofit Module. The units are shipped separately and require simple on-site assembly taking about 60 seconds.

The solid-state Philips Capri CRL4K-G1 replaces traditional low-efficacy sources with no shift in quality, intensity, or distribution of light. It is available in both 2700K and 3500K correlated color temperatures, and provides a typical CRI of 85 — equal to or better than compact fluorescent sources. Plus, it will continue to supply that performance for more than 50,000 hours of continuous use.

CRL4K-G1 Features:

- Die-Cast Heat Sink and lower trim
- 2 color temperatures available (2700K and 3500K)
- 85 CRI typical
- Dimmable to 15% on ELV or standard incandescent dimmer controls (for recommended dimmer list see spec sheet).
- cETLus classified for use in wet locations
- For use in IC and non-IC applications



5-year manufacturer's warranty applicable to IC and non-IC applications up to 35°C maximum ambient

Firedome NXT 4" Fire-Rated LED Product Ordering Matrix

Example: **FDIC4V50 FDSINC CRL4K-G1 6 35K**

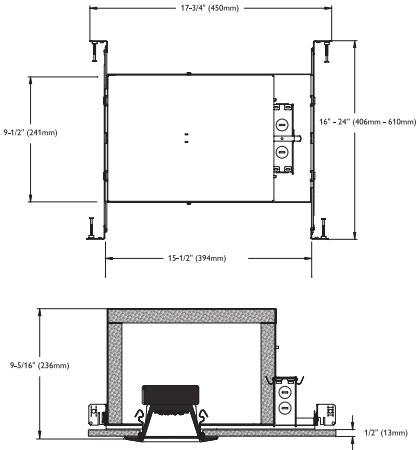
| Housing | Socket Assembly (required) | LED Module | Lumens | Color Temperature | Voltage |
|--|----------------------------|---------------------------|-------------------------|--|----------------------|
| <input type="text"/> | <input type="text"/> | <input type="text"/> | <input type="text"/> | <input type="text"/> | <input type="text"/> |
| FDIC4V50 4" Fire Dome housing | FDSINC | CRL4K-G1 4" LED Module | 6 600 lumens nominal | 27K 2700 Kelvin 35K 3500 Kelvin | BLANK 120 Volt |
| <input type="text"/> | <input type="text"/> | <input type="text"/> | <input type="text"/> | <input type="text"/> | <input type="text"/> |
| FDIC4V50-RC ¹ 4" Fire Dome housing with Resilient Channels | | | | | |

Firedome NXT housing + LED retrofit module

1. When using resilient channels, specify "RC" option. Supplied with 5/8" off set RC channel bar option.

No voltage designation is required when building a catalog number (see ordering example above). All Philips Capri LED retrofit modules are 120 volt. NOTE: The Philips Capri 4" LED Retrofit Module is compatible with multiple triac and electronic low voltage dimmers. See spec sheet RC5-8 for complete listing.

4" Fire-Rated LED



Firedome NXT 4" LED provides all the benefits of Firedome luminaires with a 50,000 hour rated life. The CRL 4" LED module fits easily inside the incandescent Firedome NXT housing and boasts an exceptional CRI. Applications include assisted living facilities, condominiums, dormitories, and other multi-family dwellings.

- UL rated to 60 minutes in UL L500 floor and ceiling designs
- UL listed for use in insulated ceilings (IC)
- Airseal technology minimizes the spread of toxic fumes from floor to floor — performance tested to ASTM E283 standards
- Constructed of sheet steel for added durability and ease of handling
- All-in-one construction assures ease of installation, similar to a standard downlight
- Unique wool membrane is a sustainable material, provides industry-leading fire protection without the burden of excessive weight, and also serves as an excellent sound barrier, reducing noise between floors
- All Firedome NXT housings include factory-installed BH1 pre-nailed bar hangers



PHILIPS capri

776 South Green Street
Tupelo, MS 38802
p. 662.842.7212
f. 662.841.5501
www.caprilighting.com

189 Bullock Drive
Markham, Ontario L3P 1W4
p. 905.294.9570
f. 905.294.9811
www.day-britecanada.com



This brochure was printed on FLO recycled paper.
FLO is an environmentally responsible paper
containing 10% Post Consumer Waste.

FLO is 3rd party certified to come from a well
managed forest.



©2011 Koninklijke Philips Electronics N.V.
All rights reserved.

Document order number: C35.0712.CT5M