

Utility Cabinets Type 3R Telephone Cabinets Data Sheet and Catalog Number



Application

- Used as telephone and communication cable termination and spare fuse cabinets
- Protects against falling rain, sleet and external ice formation

Standards

- UL 1863 listed, Type 3R
- Conforms to NEMA standard for Type 3R

Finish

- Wash and phosphate undercoat
- ANSI 61 gray acrylic electrocoat finish

Accessories

- Locks
- Terminal blocks
- Wood back boards, barriers and shelves
- Touch-up paint
- See Accessories section

Construction

- Cabinet and door are fabricated from code gauge galvaneal steel, (see table, page 81)
- Cabinet body has embossed mounting holes on the back
- Knockouts are standard on bottom end
- Door is secured to the body with heavy-duty butt hinges on one side and a T-handle lock with key on the opposite side

Discount Schedule: A2

Subclass: A00

Cabinet Catalog Number	Cabinet Size Height x Width x Depth A x B x C		Gauge	Knockout Pattern Bottom
	in.	mm		
664 RTC	6.00 x 6.00 x 4.00	152 x 152 x 102	18	(C D E)
884 RTC	8.00 x 8.00 x 4.00	203 x 203 x 102	18	(G H I J)
12124 RTC	12.00 x 12.00 x 4.00	305 x 305 x 102	18	(D E F G H)
12126 RTC	12.00 x 12.00 x 6.00	305 x 305 x 152	18	(D E F G H)
18126 RTC	18.00 x 12.00 x 6.00	457 x 305 x 152	18	(D E F G H)
18186 RTC	18.00 x 18.00 x 6.00	457 x 457 x 152	16	(B C D E F G H I J)
24126 RTC	24.00 x 12.00 x 6.00	610 x 305 x 152	18	(D E F G H)
24186 RTC	24.00 x 18.00 x 6.00	610 x 457 x 152	16	(B C D E F G H I J)
24246 RTC	24.00 x 24.00 x 6.00	610 x 610 x 152	14	(B C D E F G H I J)
30246 RTC	30.00 x 24.00 x 6.00	762 x 610 x 152	14	(B C D E F G H I J)
36246 RTC	36.00 x 24.00 x 6.00	914 x 610 x 152	14	(B C D E F G H I J)
12128 RTC	12.00 x 12.00 x 8.00	305 x 305 x 203	18	(D E F G H)
18188 RTC	18.00 x 18.00 x 8.00	457 x 457 x 203	16	(B C D E F G H I J)
24248 RTC	24.00 x 24.00 x 8.00	610 x 610 x 203	14	(B C D E F G H I J)

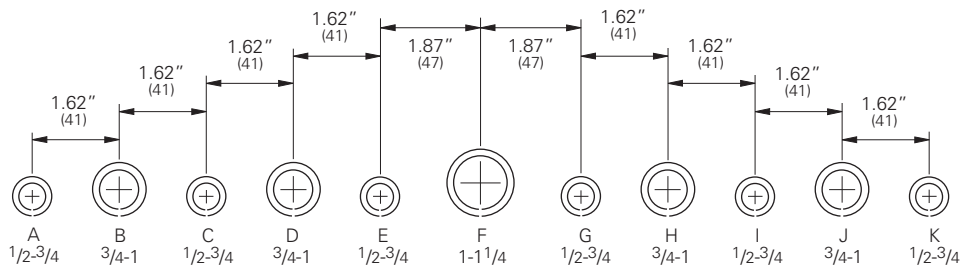
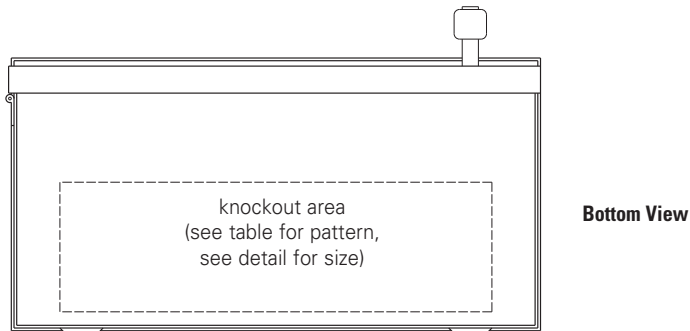
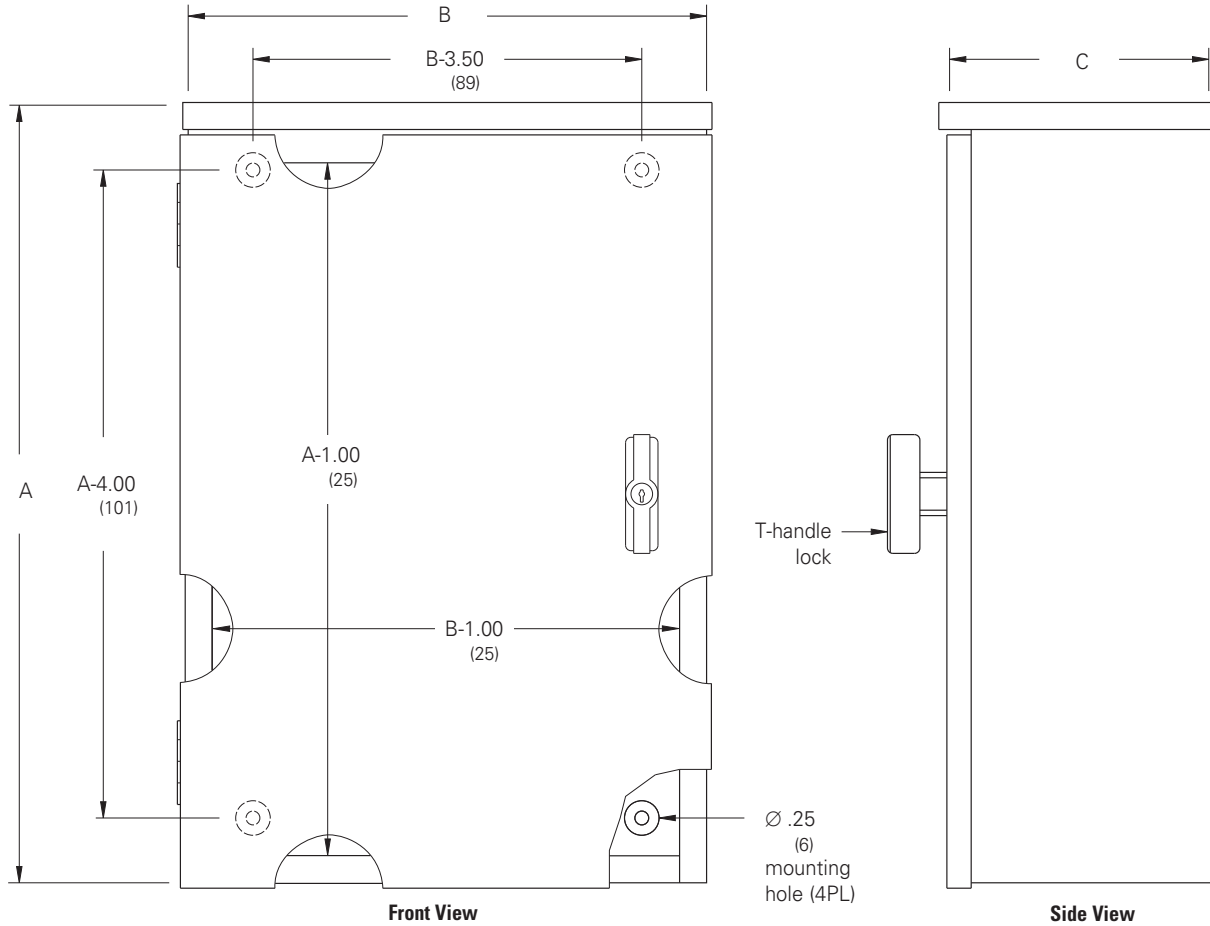
See page 82 for dimensional drawings

Notes: We can provide special sizes, finishes and other modifications. Consult the factory for your special requirements.
Dimensions are in inches. Millimeters shown are for reference only. Data subject to change without notice.

Type 1, 3, & 3R Enclosures

Utility Cabinets Type 3R Telephone Cabinets Illustration Sheet

Type 1, 3, & 3R Enclosures



Conduit Sizes

Knockout Detail

Note: See table for applicable knockout pattern.

Notes: Dimensions are in inches. Millimeters shown are for reference only. Data subject to change without notice.