



Industrial

ILH415L 4FT Slim Industrial LED with & without Lens



SPECIFICATIONS:

	ILH415L Without Lens	ILH415LL With Lens
Lumens:	15,720	14,690
Watts:	103.21	103.09
Lumens/Watt:	152.31	142.50
CRI:	83	84
CCT:	4448	4474
Lifespan:	200,000+ hrs. ¹	200,000+ hrs. ¹
DLC Prod. ID:	PPSJ2Y1G	P8G4ER6W

Construction:

The heavy duty construction is made of rigid 20 gauge steel that has a post painted polyester coat finish. The lightweight heat sinks are designed to perform in ambient temperatures up to 50°C. The Quick Wire access panel allows for easy power connection.

Tool-less Snap-on Lens:

The high transmission lens, with 91% efficiency, is high impact, scratch resistant and protects the LEDs. At the same time it delivers improved visual comfort by eliminating any glare and providing a wider smoother and more uniform light output.

Listings:

Luminaire is certified to UL/cUL Standards for Damp Locations
Lighting Facts Certified
DesignLights Consortium Premium qualified luminaire, eligible for rebates from DLC member utilities.

AC Input:

120/208/240/277 V

Driver:

Constant current, Class 2 120-277 VAC, 47-63Hz
High Efficiency – min. 85%
Off-State Power: 0 Watts
Dimming 0-10V

LEDs:

Atlas LEDs provide higher lumen output, greater energy efficiency and more reliable fixture performance. LEDs manufactured for the ILH series utilize Epoxy Guard conformal coating which reduces the chance of board corrosion. ILH series fixtures operate at 4500K CCT

Temperatures:

Min Start: -35°C Max: 50°C

Warranty:

Five-year limited warranty

Testing:

Atlas LED luminaires have been tested by an independent laboratory in accordance with IESNA LM-79 & LM-80, and have received the Department of Energy "Lighting Facts" label.

Weight:

10 lbs.

Installation:

Suitable for suspension by chain, cable, or single (pendant) monopoint. To maintain ambient listing, mount minimum 6" from ceiling.

Additional Options:

For 480V add suffix 4 to part number.

For factory installed Emergency Back-Up add suffix EB to part number.

¹LED Life Span Based Upon LM-80 Test Results

Project Information

Job Name

Fixture Type Industrial LED

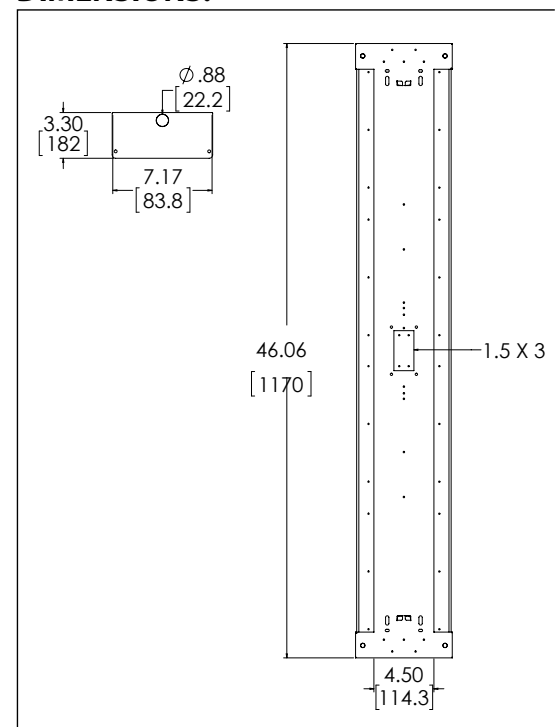
Catalog Number ILH415L | ILH415LL

Approved by



Patent Pending

DIMENSIONS:



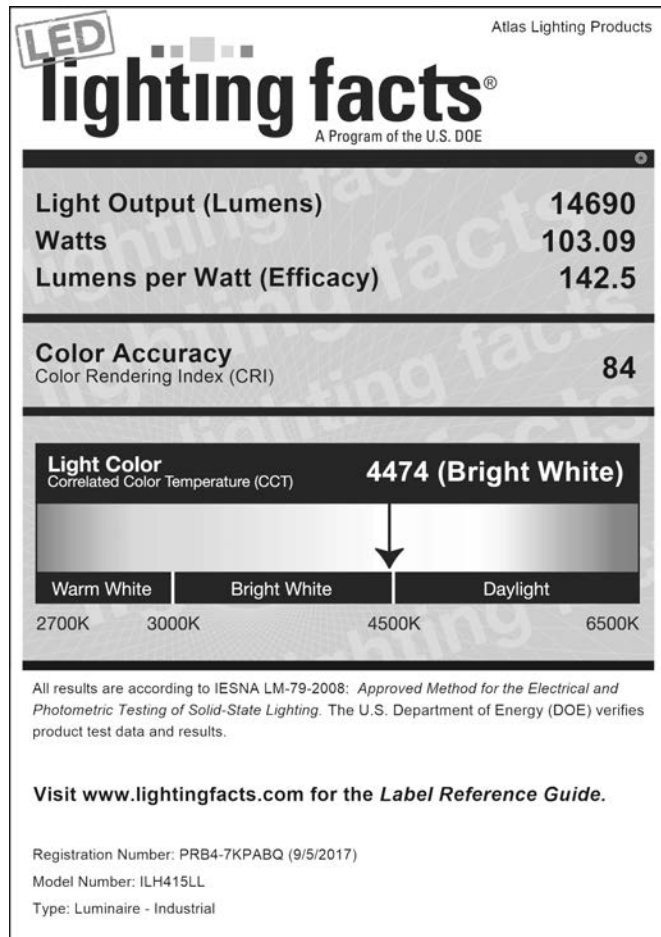
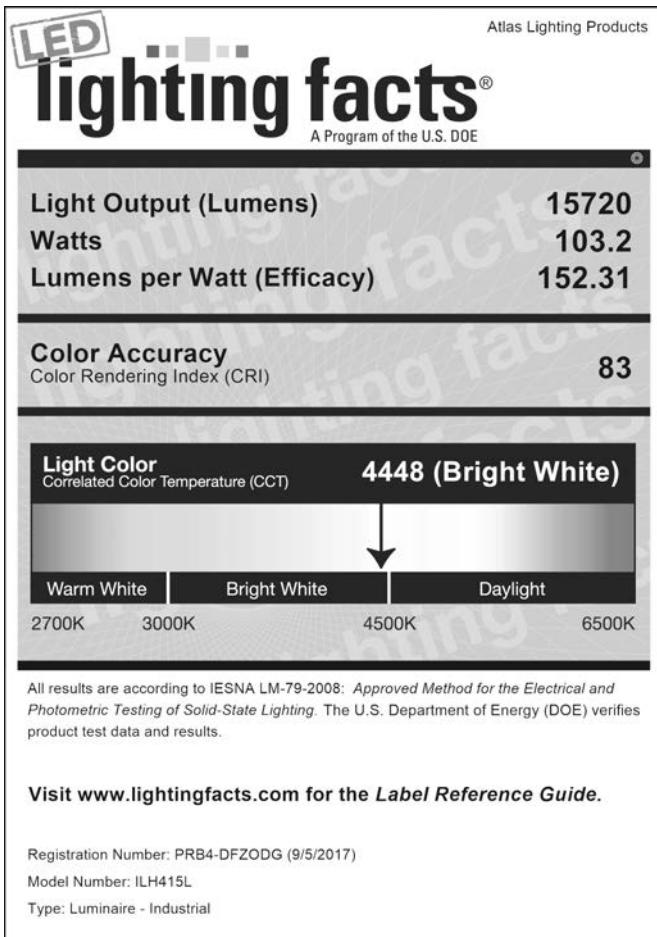
**Rebates and Incentives are available in many areas.
Contact an Atlas Representative for more information.**

ATLAS LIGHTING PRODUCTS, INC.

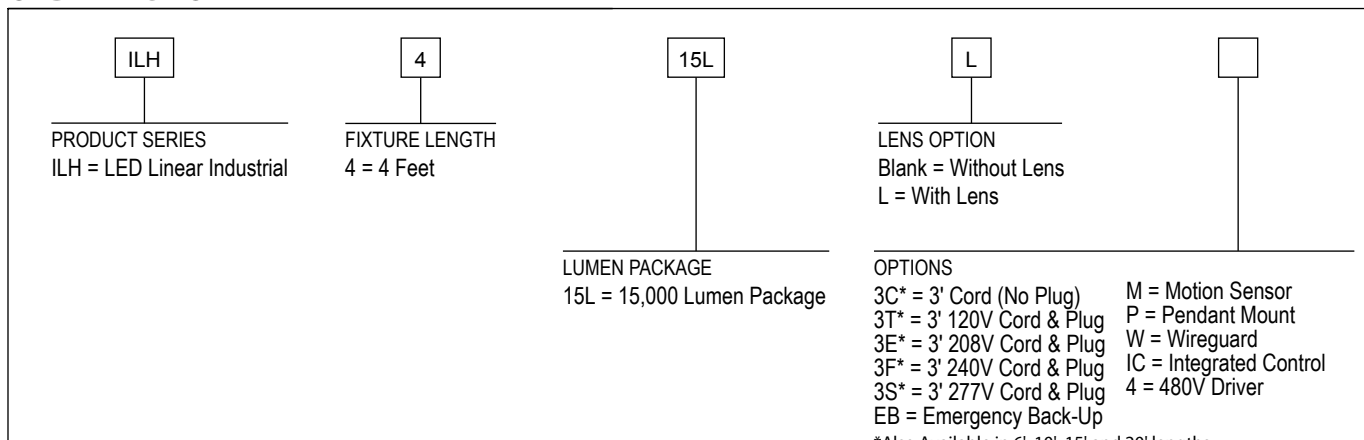
PO BOX 2348 | BURLINGTON, NC 27216

800-849-8485 | FAX: 336-227-0110 | www.atlaslightingproducts.com

*The majority of Atlas Lighting Products are assembled in USA facilities by an American Workforce utilizing both Domestic and Foreign components. Meets Buy American requirements within the ARRA.



ORDERING FORMAT



ATLAS LIGHTING PRODUCTS, INC.

PO BOX 2348 | BURLINGTON, NC 27216

 800-849-8485 | FAX: 336-227-0110 | www.atlaslightingproducts.com

The majority of Atlas Lighting Products are assembled in USA facilities by an American Workforce utilizing both Domestic and Foreign components.

Meets Buy American requirements within the ARRA.