

















EFKB Covers With Pilot Lights and/or Push Buttons

For EFD Bodies

Class I, Division 1 and 2, Groups C, D
 Class II, Division 1 and 2, Groups E, F, G
 Class III

Controls

CONTROLS: HAZARDOUS LOCATION CONTROL STATIONS AND SWITCHES

		Description	Nameplate Marking	Catalog Number
Cover complete with Push Button – Factory Sealed – Momentary Contact **				
		<i>For use on standard EFD bodies</i> 1 Circuit Universal 2 Circuit Universal	 	Start/Stop Start/Stop
EFKB-U1	EFKB-U2			EFKB-U1 EFKB-U2
Cover complete with Red Mushroom Head Push Button – Factory Sealed – Maintained Contact **				
		<i>For use on standard EFD bodies – Emergency Stop Nameplate</i> 1 Circuit Universal (Red)		Emergency Stop
				EFKB-UM1
Cover complete with Pilot Lights – Factory Sealed – Momentary Contact **				
		<i>6 Watt, 120 Vac, Type 6S6 Lamp. For use on standard EFD bodies</i> One pilot light (red jewel†) and two universal push buttons		Start/Stop
J1U2	J1U1	One pilot light (red jewel†) and one universal push button		Start/Stop
		One pilot light (red jewel†) and one universal push button–dust cap		Start/Stop
J1	J2	One pilot light (red jewel†)		Start/Stop
		Two pilot lights (red jewels†)		Start/Stop
		Photocontrol relay cover (120 Vac)		EFKB-PC120
		Photocontrol relay cover (208-277 Vac)		EFKB-PC277
PC				

* All covers are copperfree aluminum. Supplied with four captive stainless steel bolts.

† Colored jewels, pilot lights and LED's listed under accessories and parts

‡ When installed on a single gang box the cover assembly is suitable for use in Group B environments but will not be marked Group B.