




EDS Mounting Bodies for Contender® Series Tumbler Switches

Furnished with Internal Ground Screw.

Class I, Division 1, Groups C, D
 Class I, Division 2, Group B, C, D
 Class II, Division 1 and 2, Groups E, F, G
 Class III

Controls

CONTROLS: HAZARDOUS LOCATION CONTROL STATIONS AND SWITCHES

	Type	Hub Size (Inches)	Catalog Number	
			Malleable Iron	Aluminum
1-Gang				
	Dead-End	1/2	EDS171	EDS171-SA
		3/4	EDS271	EDS271-SA
		1	EDS371	EDS371-SA
	Feed-Thru	1/2	EDSC171	EDSC171-SA
		3/4	EDSC271	EDSC271-SA
		1	EDSC371	EDSC371-SA
2-Gang				
	Dead-End	1/2	EDS172	EDS172-SA
		3/4	EDS272	EDS272-SA
		1	EDS372	EDS372-SA
	Feed-Thru	1/2	EDSC172	EDSC172-SA
		3/4	EDSC272	EDSC272-SA
		1	EDSC372	EDSC372-SA
Tandem †				
	Dead-End	1/2	EDS177	EDS177-SA
		3/4	EDS277	EDS277-SA
		1	EDS377	EDS377-SA
	Feed-Thru	1/2	EDSC177	EDSC177-SA
		3/4	EDSC277	EDSC277-SA
		1	EDSC377	EDSC377-SA

† For tandem bodies, external seals must be installed within 5 feet/1.5 meters of each conduit entrance for Class I, Groups C and D.