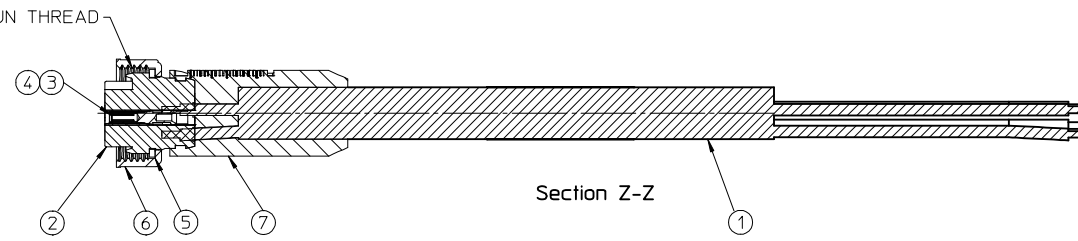
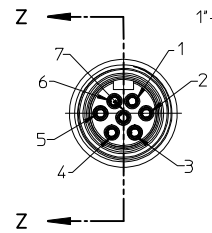
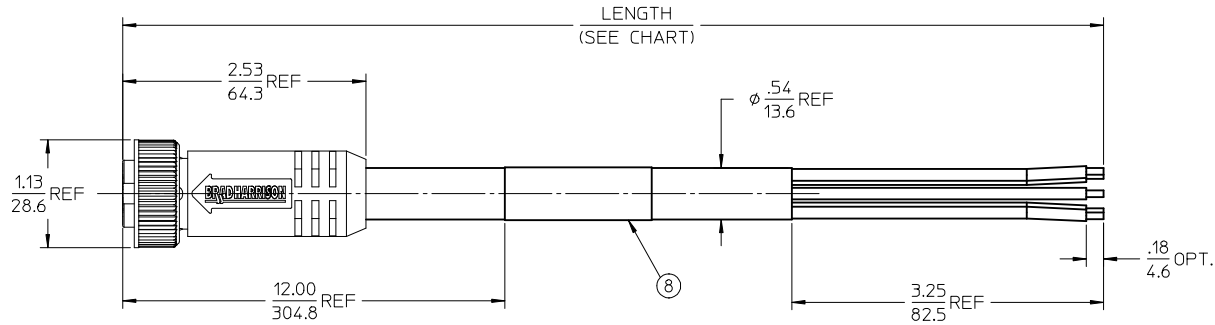
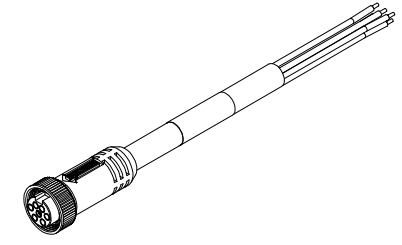


PART NUMBER	ENGINEERING NO.	LENGTH
1300070071	207000A01F030	3' 0" +1.75 - 0 [.9M +44.5 - 0]
1300070073	207000A01F060	6' 0" +2.19 - 0 [1.8M +55.6 - 0]
1300070076	207000A01F120	12' 0" +3.50 - 0 [3.7M +88.9 - 0]
1300070080	207000A01F200	20' 0" +6.50 - 0 [6.1M +165.1 - 0]

(A1)



- NOTES:
1. MATERIAL: SEE TABLE
 2. FINISHES: SEE TABLE
 3. CABLE ASSEMBLIES ARE BAGGED SEPARATELY IN POLY BAGS WITH BARCODE LABEL ATTACHED TO OUTSIDE OF BAG
 4. WRAP LABEL IS MARKED WITH P/N, DATE CODE VOLTAGE & AMPERAGE
 5. MATES WITH: MINI CHANGE, B-SIZE 7 POLE RECEPTACLE
 6. ELECTRICAL SPECIFICATIONS:
VOLTAGE RATING: 600V
CURRENT RATING: 8 AMPS
 7. ASSEMBLY IS RoHS COMPLIANT

S1	Color
1	WHITE/BLACK
2	BLACK
3	WHITE
4	RED
5	ORANGE
6	BLUE
7	GREEN/YELLOW

WIRING DIAGRAM

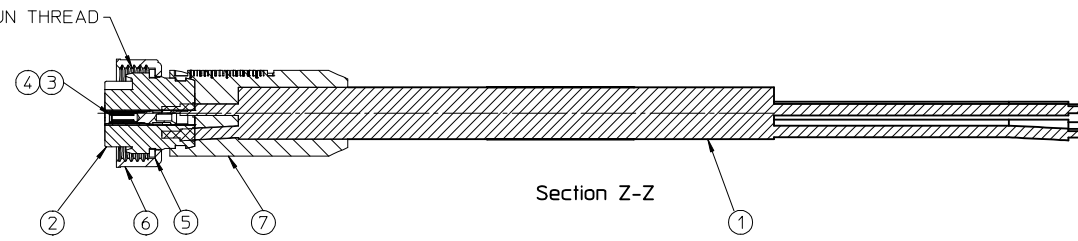
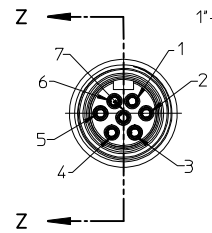
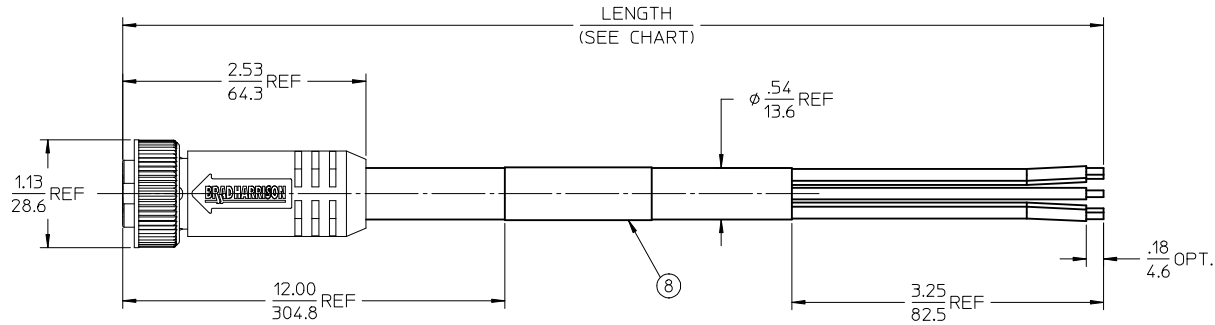
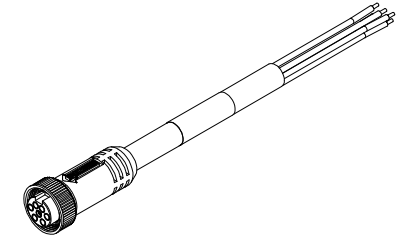
ITEM	QTY.	DESCRIPTION	MATERIAL	FINISH
8	1	LABEL	PLASTIC FILM	BLACK/YELLOW
7	1	OVERMOLD	PVC	YELLOW
6	1	COUPLING NUT	ZIN DIE CAST	BLACK
5	1	FRICION RING	NYON	NATURAL
4	7	SOCKET CONTACT	BRASS	GOLD PLATED
3	7	SOCKET SLEEVE	STAINLESS STEEL	
2	1	INSERT, FEMALE, 7 POLE	PVC	YELLOW
1	1	CABLE, 16-7 ST00W/ST	PVC JACKET	YELLOW

RELEASED EC NO: MNA2009-0867 DRAWN: BRUPERT 2009/06/25 CHKD: BRUPERT APPR: J. MURPHY 2009/07/08	DESCRIPTION QUALITY SYMBOLS ▽=0 ▽=0	GENERAL TOLERANCES (UNLESS SPECIFIED)		DIMENSION STYLE IN/MM		SCALE 1:1	DESIGN UNITS INCH	THIRD ANGLE PROJECTION			
		4 PLACES ± --- ± ---	3 PLACES ± --- ± ---	2 PLACES ± --- ± .01	1 PLACE ± 0.3 ± ---	DRAWN BY BRUPERT	DATE 2009/04/02	TITLE MINI-CHANGE CORD ASSY FEMALE, B-SIZE 7 POLE			
		ANGULAR ±1/2°				CHECKED BY B. WOODMAN	DATE 2009/04/03	MOLEX INCORPORATED			
		DRAFT WHERE APPLICABLE MUST REMAIN WITHIN DIMENSIONS				APPROVED BY J. MURPHY	DATE 2008/04/06	DOCUMENT NO. SD-130007-005		SHEET NO. 1 OF 1	

THIS DRAWING CONTAINS INFORMATION THAT IS PROPRIETARY TO MOLEX INCORPORATED AND SHOULD NOT BE USED WITHOUT WRITTEN PERMISSION

PART NUMBER	ENGINEERING NO.	LENGTH
1300070071	207000A01F030	3' 0" +1.75 - 0 [.9M +44.5 - 0]
1300070073	207000A01F060	6' 0" +2.19 - 0 [1.8M +55.6 - 0]
1300070076	207000A01F120	12' 0" +3.50 - 0 [3.7M +88.9 - 0]
1300070080	207000A01F200	20' 0" +6.50 - 0 [6.1M +165.1 - 0]

(A1)



- NOTES:
1. MATERIAL: SEE TABLE
 2. FINISHES: SEE TABLE
 3. CABLE ASSEMBLIES ARE BAGGED SEPARATELY IN POLY BAGS WITH BARCODE LABEL ATTACHED TO OUTSIDE OF BAG
 4. WRAP LABEL IS MARKED WITH P/N, DATE CODE VOLTAGE & AMPERAGE
 5. MATES WITH: MINI CHANGE, B-SIZE 7 POLE RECEPTACLE
 6. ELECTRICAL SPECIFICATIONS:
VOLTAGE RATING: 600V
CURRENT RATING: 8 AMPS
 7. ASSEMBLY IS RoHS COMPLIANT

S1	
1	WHITE/BLACK
2	BLACK
3	WHITE
4	RED
5	ORANGE
6	BLUE
7	GREEN/YELLOW

WIRING DIAGRAM

ITEM	QTY.	DESCRIPTION	MATERIAL	FINISH
8	1	LABEL	PLASTIC FILM	BLACK/YELLOW
7	1	OVERMOLD	PVC	YELLOW
6	1	COUPLING NUT	ZIN DIE CAST	BLACK
5	1	FRICION RING	NYON	NATURAL
4	7	SOCKET CONTACT	BRASS	GOLD PLATED
3	7	SOCKET SLEEVE	STAINLESS STEEL	
2	1	INSERT, FEMALE, 7 POLE	PVC	YELLOW
1	1	CABLE, 16-7 ST00W/ST	PVC JACKET	YELLOW

RELEASED EC NO: MNA2009-0867 DRAWN: BRUPERT 2009/06/25 CHKD: BRUPERT APPR: J. MURPHY 2009/07/08	QUALITY SYMBOLS ▽=0 ▽=0	GENERAL TOLERANCES (UNLESS SPECIFIED)		DIMENSION STYLE IN/MM		SCALE 1:1	DESIGN UNITS INCH	THIRD ANGLE PROJECTION	
		4 PLACES ± --- ± --- 3 PLACES ± --- ± --- 2 PLACES ± --- ± .01 1 PLACE ± 0.3 ± ---	mm INCH ± --- ± --- ± --- ± .01 ± --- ± ---	DRAWN BY BRUPERT	DATE 2009/04/02	CHECKED BY B. WOODMAN	DATE 2009/04/03	TITLE MINI-CHANGE CORD ASSY FEMALE, B-SIZE 7 POLE	
DRAFT WHERE APPLICABLE MUST REMAIN WITHIN DIMENSIONS		MATERIAL NO. SEE CHART		APPROVED BY J. MURPHY		DATE 2008/04/06		MOLEX INCORPORATED	
A1		SIZE C		THIS DRAWING CONTAINS INFORMATION THAT IS PROPRIETARY TO MOLEX INCORPORATED AND SHOULD NOT BE USED WITHOUT WRITTEN PERMISSION		DOCUMENT NO. SD-130007-005		SHEET NO. 1 OF 1	