

GRF Conduit Outlet Boxes and Fixture Hanger Covers and Canopies

Explosionproof, Dust-Ignitionproof

UNILETS® for use with Threaded Metal Conduit.

Class I, Division 1 and 2, Groups C, D
 Class II, Division 1 and 2, Groups E, F, G
 Class III

Applications

- Fixture hangers and accessories for suspension of industrial type HID, incandescent, and fluorescent lighting fixtures in Class I, Class II, and Class III classified locations.
- Suitable for use in areas where moisture, dust and corrosive atmospheres are present.
- GRF conduit outlet boxes have smooth, rounded integral bushing in each hub to protect conductor insulation.

Features

- GRF conduit outlet box with fixture hanger canopy or cover is used where fixture stem is less than 12"/304.8 mm long or with EXJF, ESD, or ESS where fixture stem is more than 12" long.
- Raintight when used with O-Ring.
- For use with hub cover or canopy. Canopy has threaded cover opening for convenience in splicing conductors.
- Cover and canopy hubs have set-screws with screwdriver slots to allow locking of conduit. Prevents fixture stem from turning.

Standard Materials


- Malleable iron or copperfree (4/10 of 1% max.) aluminum

Standard Finishes

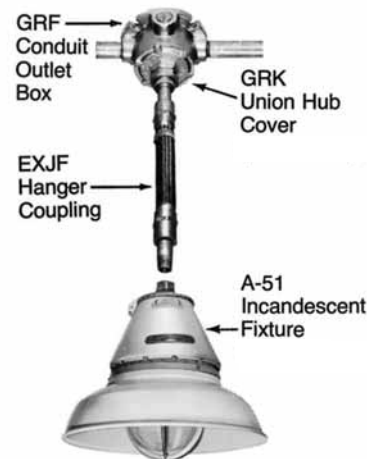
- Bodies: triple-coat – 1) zinc electroplate; (2) chromate, and (3) epoxy powder coat
- Covers and canopies: zinc electroplate and clear chromate

Certifications and Compliances

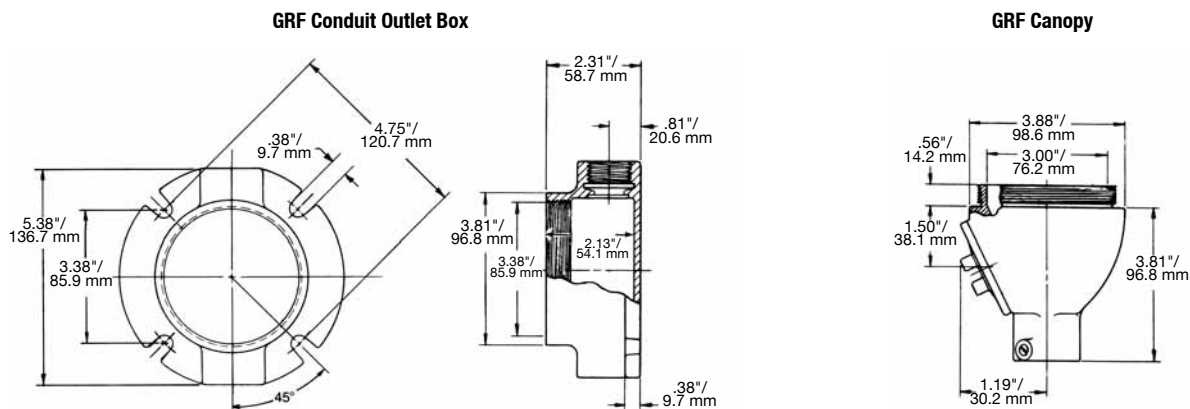
- UL Standard: 886
- Suitable for Class I, Division 1 and 2, if installed in compliance with NEC 501-9(a)(b) and for Class II, Division 1 and 2, if in compliance with NEC 502-11(a)(b)



Illustrated Features



Dimensions in Inches/Millimeters











GRF Conduit Outlet Boxes and Fixture Hanger Covers and Canopies

Explosionproof, Dust-Ignitionproof

UNILETS® for use with Threaded Metal Conduit.

Class I, Division 1 and 2, Groups C, D
Class II, Division 1 and 2, Groups E, F, G
Class III

	Conduit Size (Inches)	Fixture Stem Size (Inches)	NEC Catalog Number		CSA Catalog Number 	
			Malleable Iron	Aluminum	Aluminum	Malleable Iron
GRF Flanged Conduit Outlet Boxes – Form 1, Less Cover – For use with GRF fixture hanger canopies and covers below – Nominal diameter of cover opening is 3-3/8" – Furnished with threaded hubs and ground screw – Flange has four 3/8" mounting slots						
	1/2		GRFC-50LC	–	GRFC-50LCCN	
	3/4		GRFC-75LC	–	GRFC-75LCCN	
	1		GRFC-100LC	–	GRFC-100LCCN	
	1/2		GRFL-50LC	–	GRFL-50LCCN	
	3/4		GRFL-75LC	–	GRFL-75LCCN	
	1		GRFL-100LC	–	GRFL-100LCCN	
	1/2		GRFT-50LC	–	GRFT-50LCCN	
	3/4		GRFT-75LC	–	GRFT-75LCCN	
	1		GRFT-100LC	–	GRFT-100LCCN	
	1/2		GRFX-50LC	GRFX-50ALCCN	GRFX-50LCCN	
	3/4		GRFX-75LC	GRFX-75ALCCN	GRFX-75LCCN	
	1		GRFX-100LC	–	GRFX-100LCN	
GRF Fixture Covers – Form 1 – Furnished with external threads for attachment to GRF mounting box above						
Threaded Hub Cover						
		1/2	GRK-50	–	GRK-50CN	
		3/4	GRK-75	–	GRK-75CN	
Union Hub Cover						
		3/4	GRK-75U	–	GRK-75UCN	
GRF Fixture Canopies – Form 1 – Furnished with external threads for attachment to GRF mounting box above – Threaded cover opening on side for convenience in splicing						
		1/2	GRK-50C	–	GRK-50CCN	
		3/4	GRK-75C	–	GRK-75CCN	
		1	GRK-100C	–	GRK-100CCN	

 CSA Approved.

Visit our website at www.appletonelec.com or contact us at (800) 621-1506.
© November 2011