



Main

Range of Product	Modicon X80
Product or Component Type	Power supply module
Backplane compatibility	Not compatible with BMEXBP..02
Product Specific Application	Extended temperature
Primary Voltage	125 V
Supply circuit type	DC
Secondary power	15 W 3.3 V DC I/O module logic power supply 31.2 W 24 V DC I/O module power supply and processor

Complementary

Primary voltage limit	100...150 V
Input current	350 mA 125 V
Inrush current	30 A 125 V
I ² t on activation	2 A ² .s 125 V
It on activation	0.05 A.s 125 V
Protection type	Internal fuse not accessible primary circuit Overload protection secondary circuit, 24 V sensor power supply Overvoltage protection secondary circuit, 24 V sensor power supply Short-circuit protection secondary circuit, 24 V sensor power supply
Current at secondary voltage	1.3 A 24 V DC I/O module power supply and processor 4.5 A 3.3 V DC I/O module logic power supply
Maximum power dissipation in W	8.5 W
Status LED	1 LED (Green) rack voltage OK 1 LED (Green) sensor voltage
Control Type	RESET push-button cold restart
Electrical connection	1 connector 2 alarm relay 1 connector 5 line supply, protective earth, 24 V DC input sensor
Insulation resistance	>= 100 MOhm primary/ground >= 100 MOhm primary/secondary
Net Weight	0.79 lb(US) (0.36 kg)

Environment

Immunity to microbreaks	1 ms
Dielectric strength	2000 V primary/secondary I/O module logic power supply 500 V 24 V sensor output/ground
Vibration resistance	3 gn
Shock resistance	30 gn
IP Degree of Protection	IP20
Directives	2014/35/EU - low voltage directive 2014/30/EU - electromagnetic compatibility
Environmental characteristic	Gas resistant class Gx Gas resistant class 3C4 Dust resistant class 3S4 Sand resistant class 3S4 Salt resistant level 2 Mold growth resistant class 3B2 Fungal spore resistant class 3B2
Ambient Air Temperature for Storage	-40...185 °F (-40...85 °C)

Ambient Air Temperature for Operation	-13...158 °F (-25...70 °C)
Relative humidity	5...95 % 131 °F (55 °C) without condensation
Protective treatment	Conformal coating
Operating altitude	0...6561.68 ft (0...2000 m) 2000...5000 m with derating factor

Ordering and shipping details

Category	18160-MODICON M340
Discount Schedule	PC34
GTIN	3595864082318
Nbr. of units in pkg.	1
Package weight(Lbs)	16.93 oz (480.0 g)
Returnability	Yes
Country of origin	ID

Packing Units

Unit Type of Package 1	PCE
Package 1 Height	5.39 in (13.7 cm)
Package 1 width	6.18 in (15.7 cm)
Package 1 Length	6.18 in (15.7 cm)
Unit Type of Package 2	S04
Number of Units in Package 2	12
Package 2 Weight	14.25 lb(US) (6.463 kg)
Package 2 Height	11.81 in (30 cm)
Package 2 width	15.75 in (40 cm)
Package 2 Length	23.62 in (60 cm)
Unit Type of Package 3	PAL
Number of Units in Package 3	48
Package 3 Weight	91.64 lb(US) (41.568 kg)
Package 3 Height	23.62 in (60 cm)
Package 3 width	31.50 in (80 cm)
Package 3 Length	18.90 in (48 cm)

Offer Sustainability

Sustainable offer status	Green Premium product
California proposition 65	WARNING: This product can expose you to chemicals including: Lead and lead compounds, which is known to the State of California to cause cancer and birth defects or other reproductive harm. For more information go to www.P65Warnings.ca.gov
REACH Regulation	REACH Declaration
EU RoHS Directive	Pro-active compliance (Product out of EU RoHS legal scope) EU RoHS Declaration
Mercury free	Yes
RoHS exemption information	Yes
China RoHS Regulation	China RoHS Declaration
Environmental Disclosure	Product Environmental Profile
Circularity Profile	End Of Life Information
WEEE	The product must be disposed on European Union markets following specific waste collection and never end up in rubbish bins.

Contractual warranty

Warranty	18 months
----------	-----------

Modules Mounted on Racks

Dimensions



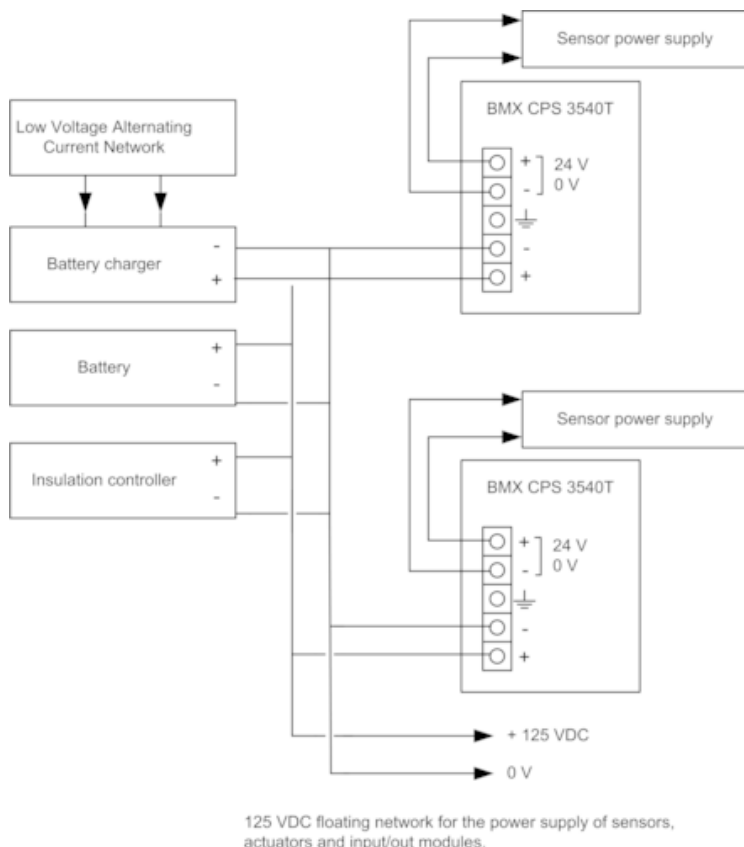
(1) With removable terminal block (cage, screw or spring).

(2) With FCN connector.

(3) On AM1 ED rail: 35 mm wide, 15 mm deep. Only possible with BMXXBP0400/0400H/0600/0600H/0800/0800H rack.

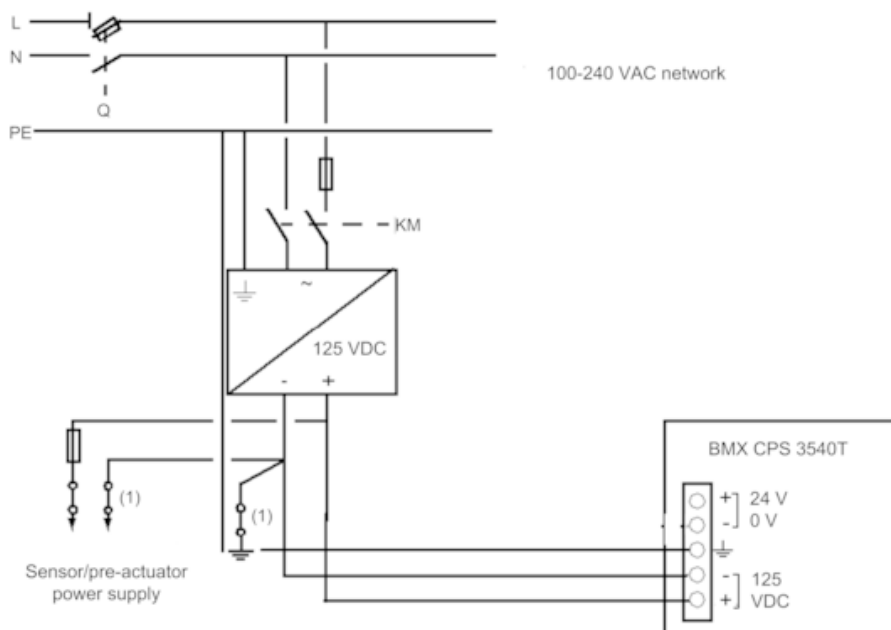
Rack references	a in mm	a in in.
BMXXBP0400 and BMXXBP0400H	242.4	09.54
BMXXBP0600 and BMXXBP0600H	307.6	12.11
BMXXBP0800 and BMXXBP0800H	372.8	14.68
BMXXBP1200 and BMXXBP1200H	503.2	19.81

Connection of Direct Current Power Supply Modules to a 125 VDC Floating Direct Current Network



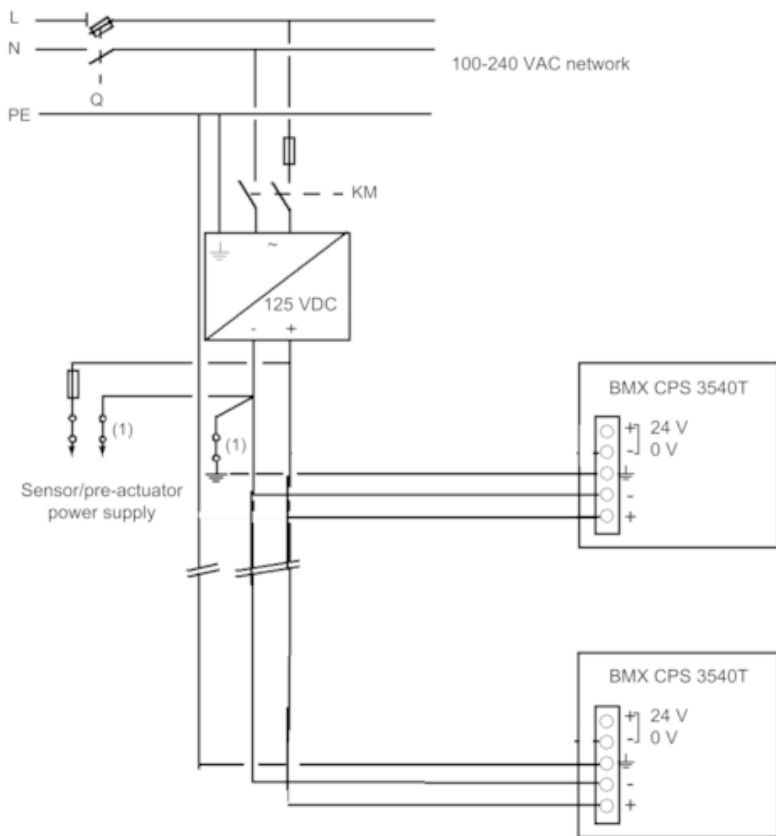
Connection of Direct Current Power Supply Modules to an Alternating Current Network

Connection of a Single Rack PLC Station



- Q General isolator
- KM Line contactor or circuit breaker
- (1) Insulation connector bar for grounding

Connection of a Multi-Rack PLC Station



- Q General isolator
- KM Line contactor or circuit breaker
- 1 Insulation connector bar for grounding