



Main

Range of Product	Modicon X80
Product or Component Type	Relay discrete output module
Discrete output number	8 EN/IEC 61131-2
Discrete output logic	Positive or negative
Discrete output voltage	5...125 V 5...150 V DC 24...240 V 19...264 V AC

Complementary

Electrical connection	40 ways terminal block
Network Frequency	50/60 Hz
Network frequency limits	47...63 Hz
Sensor power supply	5...150 V 19...264 V
[I _{th}] conventional free air thermal current	4 A 104 °F (40 °C) 3 A 122 °F (50 °C) 2 A 140 °F (60 °C)
Insulation resistance	> 10 MOhm 500 V DC
Power dissipation in W	3.6 W
Response time on output	<= 10 ms activation <= 13 ms deactivation
Typical current consumption	40 MA 3.3 V DC 101 mA 24 V DC
MTBF reliability	2683411 H
Protection type	External short-circuit protection External overload protection External overvoltage protection, inductive AC External overvoltage protection, inductive DC
Output overload protection	Use 1 fast blow fuse per channel or group of channel
Output overvoltage protection	Use discharge diode on each output DC Use RC circuit on each output AC Use ZNO surge limiter on each output AC
Output short-circuit protection	Use 1 fast blow fuse per channel or group of channel
Minimum switching current	10 mA 5 V DC

Electrical durability	AC-12 200000 cycles 48 VA 24 V 32...140 °F (0...60 °C) AC-12 300000 cycles 48 VA 48 V 32...140 °F (0...60 °C) AC-12 150000 cycles 96 VA 48 V 32...140 °F (0...60 °C) AC-12 300000 cycles 110 VA 100...120 V 32...140 °F (0...60 °C) AC-12 150000 cycles 220 VA 100...120 V 32...140 °F (0...60 °C) AC-12 300000 cycles 220 VA 200...250 V 32...140 °F (0...60 °C) AC-12 150000 cycles 500 VA 200...250 V 32...140 °F (0...60 °C) AC-15 700000 cycles 10 VA 24 V 32...140 °F (0...60 °C) 0.4) AC-15 500000 cycles 24 VA 24 V 32...140 °F (0...60 °C) 0.4) AC-15 200000 cycles 48 VA 24 V 32...140 °F (0...60 °C) 0.4) AC-15 700000 cycles 10 VA 48 V 32...140 °F (0...60 °C) 0.4) AC-15 500000 cycles 24 VA 48 V 32...140 °F (0...60 °C) 0.4) AC-15 300000 cycles 48 VA 48 V 32...140 °F (0...60 °C) 0.4) AC-15 100000 cycles 96 VA 48 V 32...140 °F (0...60 °C) 0.4) AC-15 1000000 cycles 10 VA 100...120 V 32...140 °F (0...60 °C) 0.4) AC-15 300000 cycles 50 VA 100...120 V 32...140 °F (0...60 °C) 0.4) AC-15 200000 cycles 110 VA 100...120 V 32...140 °F (0...60 °C) 0.4) AC-15 70000 cycles 220 VA 100...120 V 32...140 °F (0...60 °C) 0.4) AC-15 1000000 cycles 10 VA 200...250 V 32...140 °F (0...60 °C) 0.4) AC-15 500000 cycles 50 VA 200...250 V 32...140 °F (0...60 °C) 0.4) AC-15 200000 cycles 110 VA 200...250 V 32...140 °F (0...60 °C) 0.4) AC-15 150000 cycles 220 VA 200...250 V 32...140 °F (0...60 °C) 0.4) DC-12 200000 cycles 24 W 24 V 32...140 °F (0...60 °C) DC-12 150000 cycles 48 W 24 V 32...140 °F (0...60 °C) DC-12 150000 cycles 40 W 48...60 V 32...140 °F (0...60 °C) DC-12 100000 cycles 45 W 100...125 V 32...140 °F (0...60 °C) DC-13 100000 cycles 10 W 24 V 32...140 °F (0...60 °C) DC-13 60000 cycles 24 W 24 V 32...140 °F (0...60 °C) DC-13 40000 cycles 48 W 24 V 32...140 °F (0...60 °C) DC-13 40000 cycles 40 W 48...60 V 32...140 °F (0...60 °C) DC-13 100000 cycles 15 W 100...125 V 32...140 °F (0...60 °C)
Status LED	RUN 1 LED Green) Channel diagnostic 1 LED per channel Green) ERR 1 LED Red) I/O 1 LED Red)
Net weight	0.42 lb(US) (0.189 kg)

Environment

IP Degree of Protection	IP20
Dielectric strength	1780 V AC 50/60 Hz 1 min
Vibration resistance	3 gn
Shock resistance	30 gn
Relative humidity	0...95 % 32...140 °F (0...60 °C) without condensation
Operating altitude	0...6561.68 ft (0...2000 m) 2000...5000 m with derating factor

Ordering and shipping details

GTIN	3606489485061
Nbr. of units in pkg.	1
Package weight(Lbs)	11.71 oz (332 g)

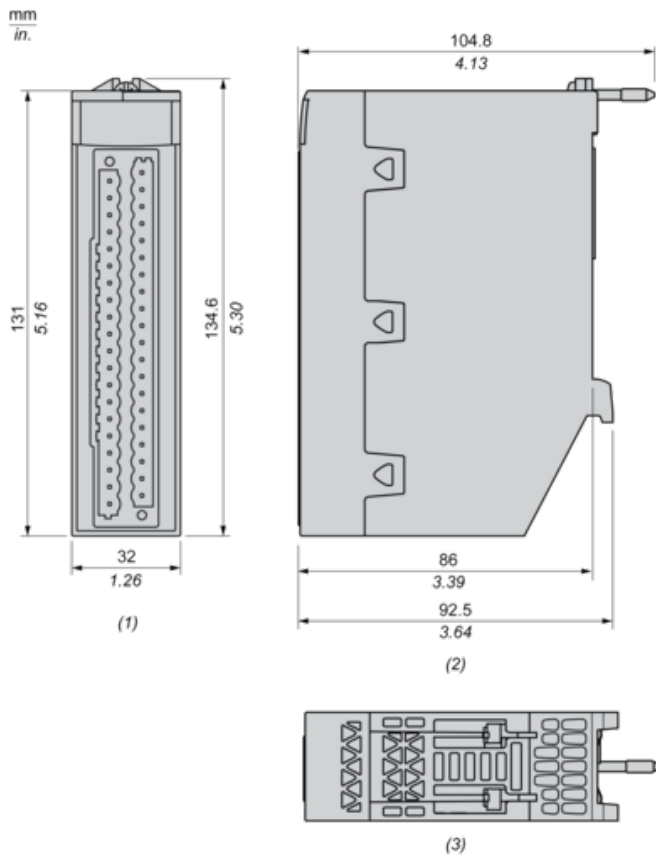
Packing Units

Unit Type of Package 1	PCE
Package 1 Height	2.17 in (5.5 cm)
Package 1 width	7.09 in (18 cm)
Package 1 Length	10.24 in (26 cm)
Unit Type of Package 2	S03
Number of Units in Package 2	8
Package 2 Weight	5.86 lb(US) (2.656 kg)
Package 2 Height	11.81 in (30 cm)
Package 2 width	11.81 in (30 cm)
Package 2 Length	15.75 in (40 cm)

Offer Sustainability

Sustainable offer status	Green Premium product
California proposition 65	WARNING: This product can expose you to chemicals including: Lead and lead compounds, which is known to the State of California to cause cancer and birth defects or other reproductive harm. For more information go to www.P65Warnings.ca.gov
REACH Regulation	REACH Declaration
EU RoHS Directive	Pro-active compliance (Product out of EU RoHS legal scope) EU RoHS Declaration
Mercury free	Yes
RoHS exemption information	Yes
China RoHS Regulation	China RoHS Declaration
Environmental Disclosure	Product Environmental Profile
Circularity Profile	End Of Life Information
WEEE	The product must be disposed on European Union markets following specific waste collection and never end up in rubbish bins.

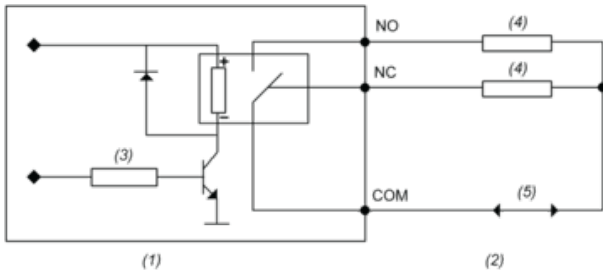
Dimensions



- (1) Front view
- (2) Right view
- (3) Top view

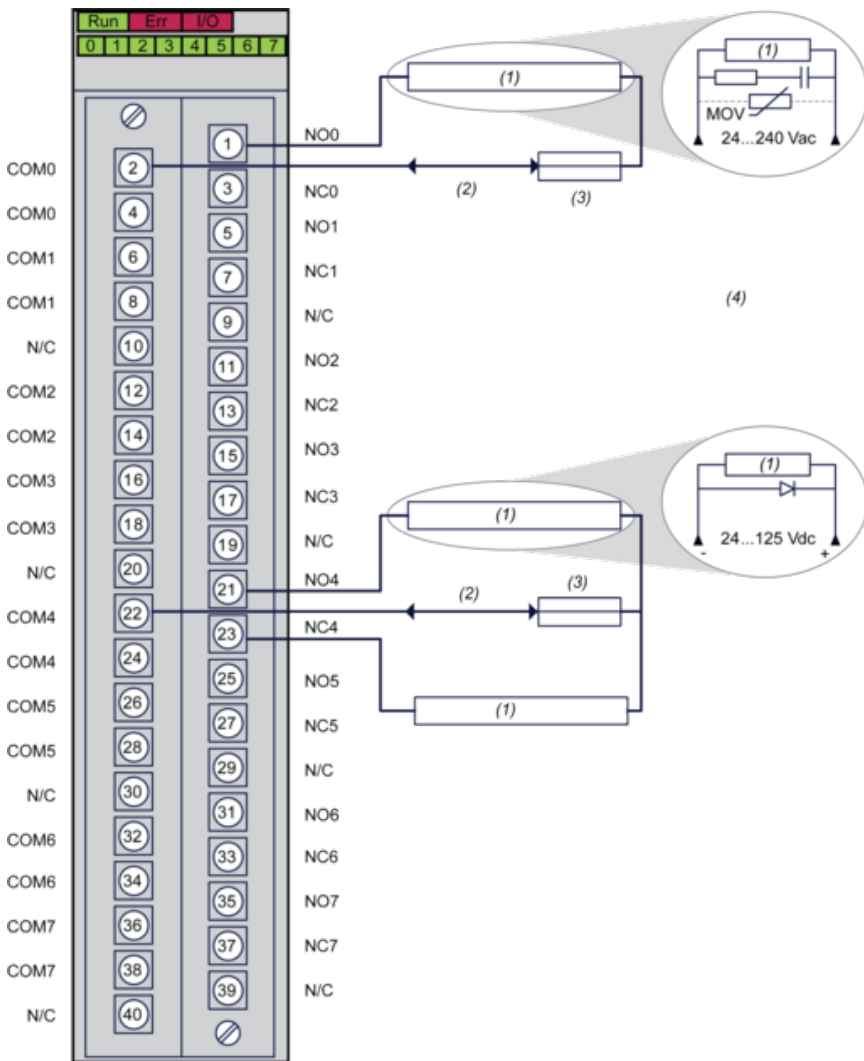
Connecting the Module

Output Circuit Diagram



- (1) Module
 - (2) Output
 - (3) Command
 - (4) Pre-actuator
 - (5) Power supply
- NO : Normally open output
NC : Normally closed output

Module Connection



- (1) Pre-actuator

(2) Power supply : 24...125 Vdc or 24...240 Vac

(3) Fuse : Use appropriate fast-blow fuse for each relay

(4) We recommend installing this type of protection on the terminals of each pre-actuator

N/C : Not connected