



# KT-HBLEDD155-2F-8XX-VDIM-P /G2

## LED HIGH BAY FIXTURE

### DESCRIPTION

Complete Compact LED High Bay Fixture

### APPLICATION

Used for commercial and industrial high bay lighting applications



**10 YEAR LIMITED WARRANTY**

### PRODUCT FEATURES

- Architectural grade compact design
- Designed to accept easy screw-in installation of optional sensors via 1/2" threaded receptacle in driver cover
- Compatible with Keystone SmartSafe emergency LED drivers (see accessories section for details)
- Powered by Keystone 0–10V dimming LED drivers with 12V Aux
- Frosted lens eliminates glare
- V-hook and chain mounting accessories included
- UL Listed 1598: Suitable for dry and damp locations
- Ambient operating temperature:  $-20^{\circ}\text{C}/-4^{\circ}\text{F}$  to  $50^{\circ}\text{C}/122^{\circ}\text{F}$
- THD:  $< 20\%$
- PF:  $> 0.90$
- LED chip lifetime: L70  $> 100,000$  hrs @  $25^{\circ}\text{C}/77^{\circ}\text{F}$  ambient fixture temp.

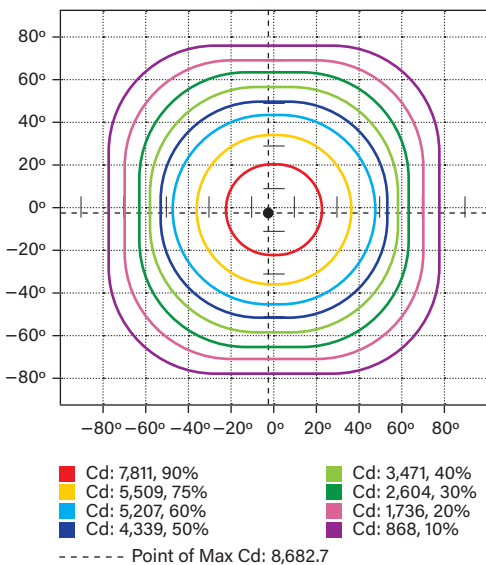
*Note: This LED light fixture is not suitable for use in applications where there is presence of caustic or corrosive chemicals in the environment / facility (Including, but not limited to, various sulfuric and hydrochloric acids, sodium hydroxide, chlorine, degreasing solvents like acetone and methyl ethyl ketone, ammonia, and hydrogen peroxide) See disclaimer on warranty statement for more details. Please consult with Keystone for additional information if this may be a concern.*

### PERFORMANCE SPECIFICATIONS

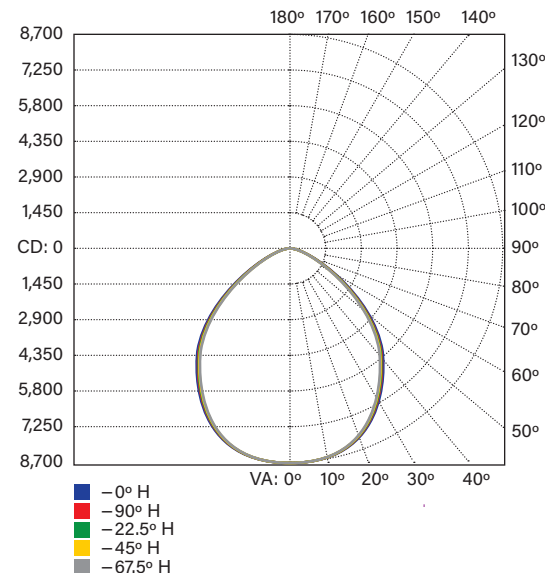
CATALOG NUMBER	NOMINAL LENGTH	INPUT VOLTAGE	CCT	WATTAGE	LUMEN OUTPUT	EFFICACY	CRI	POWER FACTOR	LIFETIME
KT-HBLEDD155-2F-840-VDIM-P /G2	2 ft.	120–277V	4000K	155W	23,250	150 lm/W	$> 80.0$	$> 0.90$	50,000 hrs
KT-HBLEDD155-2F-850-VDIM-P /G2	2 ft.	120–277V	5000K	155W	23,405	151 lm/W	$> 80.0$	$> 0.90$	50,000 hrs

### PHOTOMETRIC SPECIFICATIONS

#### ISOCANDELA PLOT



#### POLAR CANDELA DISTRIBUTION



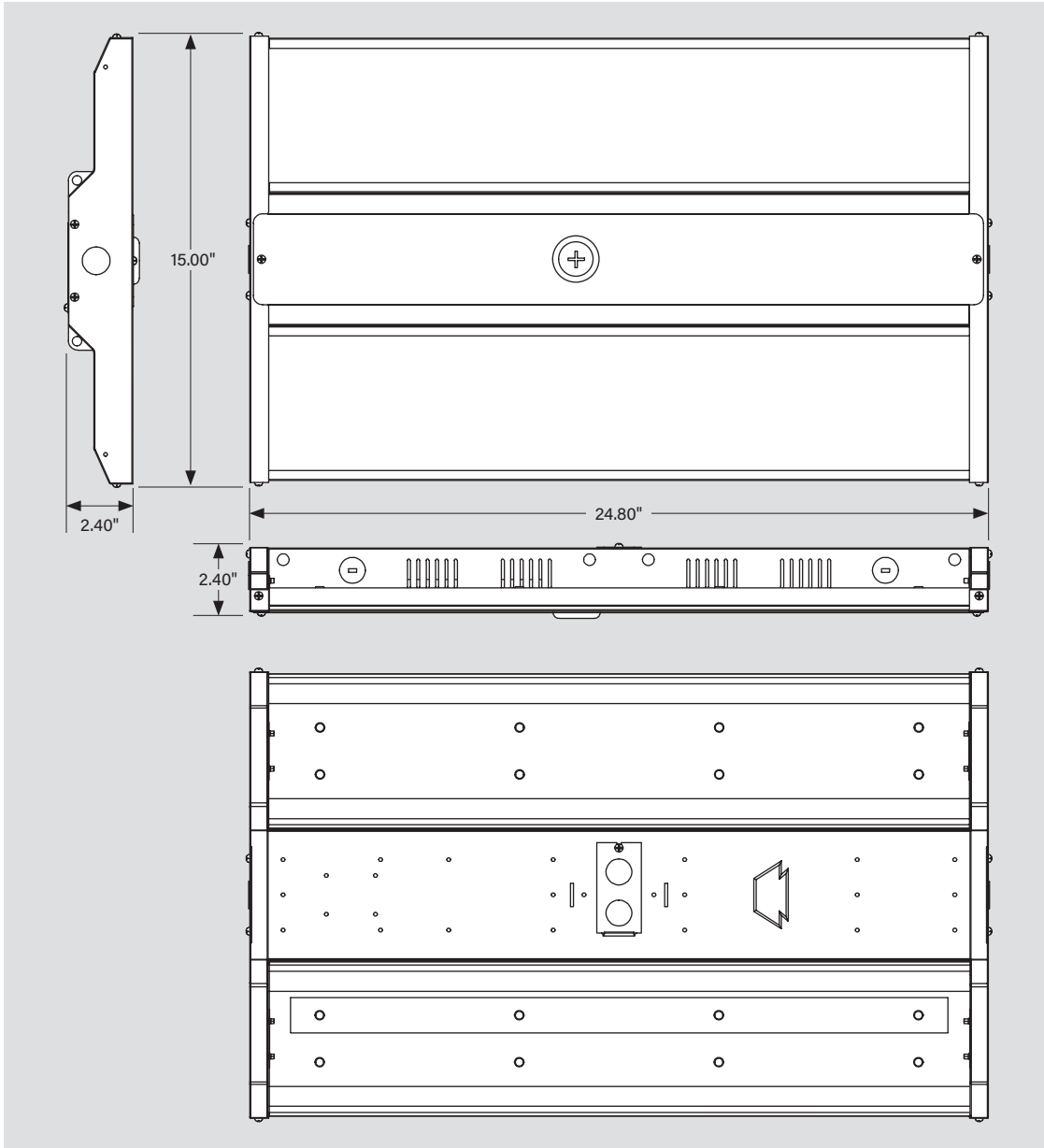
#### ZONAL LUMEN SUMMARY

Zone	Lumens	% Luminaire
0–30	6,673.5	30.30%
0–40	10,833.6	49.10%
0–60	18,337.7	83.20%
60–90	3,649.0	16.50%
70–100	1,380.5	6.30%
90–120	17.5	0.10%
0–90	21,986.7	99.70%
90–180	62.8	0.30%
0–180	22,049.5	100%

# KT-HBLEDD155-2F-8XX-VDIM-P /G2

LED HIGH BAY FIXTURE

## PHYSICAL SPECIFICATIONS





# KT-HBLED155-2F-8XX-VDIM-P /G2

## LED HIGH BAY FIXTURE

**ACCESSORIES**

**SENSORS AND CONTROLLERS**

**Factory-Installable OR Field-Installable** (field-installable purchased separately)


✓	SUFFIX*	CATALOG NUMBER	DESCRIPTION	UPC	EASY CODE
	/HBFC1	KTSL-HBFC1-UV-KO-PIR	Smart Loop Bluetooth mesh PIR occupancy sensor with built-in fixture controller	843654129266	AEJ-50
	/FC3	KTSL-FC3-12V-PKO-PIR	Smart Loop Bluetooth mesh screw-in PIR occupancy sensor with built-in fixture controller. No wiring required.	843654138862	OCW-60
	/FC4	KTSL-FC4-12V-PKO	Smart Loop Bluetooth mesh screw-in low voltage fixture controller, 12V, 0-10V Dimming	843654149066	RUN-10
	/PIR2	KTS-PIR2-UV-KO	PIR sensor for high bay fixtures; Preset for 5 min hold time, 10 min standby time at 10% dim, daylight disabled	843654123288	IOF-04
	/PIR-A	KTS-PIR3-12V-PKO /A	Smart Port PIR sensor for high bay fixtures; Preset for 1 min hold time, 3 min standby time at 30% dim, daylight disabled	843654133638	RXQ-30
	/PIR-B	KTS-PIR3-12V-PKO /B	Smart Port PIR sensor for high bay fixtures; Preset for 5 min hold time, 10 min standby time at 10% dim, daylight disabled	843654133645	LEF-34
	/MW3-A	KTS-MW3-12V PKO /A	Smart Port Microwave Occupancy sensor for high bay fixtures; Preset for 1 min hold time, 3 min standby time at 30% dim, daylight disabled	843654133317	XYR-25
	/MW3-B	KTS-MW3-12V PKO /B	Smart Port Microwave Occupancy sensor for high bay fixtures; Preset for 5 min hold time, 10 min standby time at 10% dim, daylight disabled	843654133324	SPF-37



\* For factory installation of accessory, add suffix to fixture part number (see ordering examples and instructions on last page of spec sheet).

**Field-Installable / Field-Use ONLY** (purchased separately)

CATALOG NUMBER	DESCRIPTION	UPC	EASY CODE
KTS-MW3-REMOTECONTROL	Remote control for KTS-MW3-12V-PKO /A or /B and KTS-PIR3-12V-PKO /A or /B sensors. Used to set and adjust all sensor settings, including high-end trim brightness, sensitivity, hold time, daylight threshold, stand-by time, and stand-by dimming level.	843654132020	XSR-61



(Accessories continued on next page)



# KT-HBLE155-2F-8XX-VDIM-P /G2

## LED HIGH BAY FIXTURE

### ACCESSORIES (continued)

#### CORD SETS

Factory-Installable OR Field-Installable (field-installable purchased separately)

✓	SUFFIX*	CATALOG NUMBER	DESCRIPTION	UPC	EASY CODE
	/515P6	KT-CS-515P-6-18/3	Cord set for high bay; 125V NEMA 5-15P; straight blade plug; 6' SJTOW cable; 18/3 wire	843654140124	UKH-26
	/L715P10	KT-CS-L715P-10-16/3	Cord set for high bays; 277V NEMA L7-15P; twist lock plug; 10' SJTOW cable; 16/3 wire	843654140131	SFV-88
	/L615P10	KT-CS-L615P-10-16/3	Cord set for high bays; 250V NEMA L6-15P; twist lock plug; 10' SJTOW cable; 16/3 wire	843654140148	ZQS-05
	/L515P10	KT-CS-L515P-10-16/3	Cord set for high bays; 125V NEMA L5-15P; twist lock plug; 10' SJTOW cable; 16/3 wire	843654140155	GVH-22
	/L715P6	KT-CS-L715P-6-16/3	Cord set for high bays; 277V NEMA L7-15P; twist lock plug; 6' SJTOW cable; 16/3 wire	843654140162	DVU-44
	/L615P6	KT-CS-L615P-6-16/3	Cord set for high bays; 250V NEMA L6-15P; twist lock plug; 6' SJTOW cable; 16/3 wire	843654140179	LCW-66
	/L515P6	KT-CS-L515P-6-16/3	Cord set for high bays; 125V NEMA L5-15P; twist lock plug; 6' SJTOW cable; 16/3 wire	843654140186	POC-82
	/MC63	KT-MC-NP-6-18/3	MC cable whip for high bays; no plug; inners 1/2" strip on both ends; 6' metal-clad cable; 18/3 wire	843654134505	EYP-82
	/MC65	KT-MC-NP-6-18/5	MC cable whip for high bays; no plug; inners 1/2" strip on both ends; 6' metal-clad cable; 18/5 wire (dimming wires included)	843654134512	CBU-56
	/NP10	KT-CS-NP-10-16/3	Cord for high bays; no plug; inners 1/2" strip on both ends; 10' SJTOW cable; 16/3 wire	843654140193	YOH-90
	/NP6	KT-CS-NP-6-16/3	Cord for high bays; no plug; inners 1/2" strip on both ends; 6' SJTOW cable; 16/3 wire	843654140216	HUB-73
	/NP15	KT-CS-NP-15-16/3	Cord for high bays; no plug; inners 1/2" strip on both ends; 15' SJTOW cable; 16/3 wire	843654140209	EYD-18
	/NP6D	KT-CS-NP-6-18/5	Cord for fixtures; no plug; inners 1/2" strip on both ends; 6' long black SJTOW cable; 300V; 18/5 wire	843654153346	ANT-58
	/NP6D	KT-CS-NP-6-18/6	Cord for fixtures; no plug; inners 1/2" strip on both ends; 6' long black SJTOW cable; 300V; 18/6 wire. For use with Emergency	843654153353	ZRX-06
	/NP10D	KT-CS-NP-10-18/5	Cord for fixtures; no plug; inners 1/2" strip on both ends; 10" long black SJTOW cord; 300V; 18/5 wire	843654153360	DSZ-45
	/NP10D	KT-CS-NP-10-18/6	Cord for fixtures; no plug; inners 1/2" strip on both ends; 10" long black SJTOW cord; 300V; 18/6 wire. For use with Emergency	843654153377	FFI-18
	/NP15D	KT-CS-NP-15-18/5	Cord for fixtures; no plug; inners 1/2" strip on both ends; 15" long black SJTOW cord; 300V; 18/5 wire	843654153384	JEB-96
	/NP15D	KT-CS-NP-15-18/6	Cord for fixtures; no plug; inners 1/2" strip on both ends; 15" long black SJTOW cord; 300V; 18/6 wire. For use with Emergency	843654153391	RQV-39
	/NP20D	KT-CS-NP-20-18/5	Cord for fixtures; no plug; inners 1/2" strip on both ends; 20" long black SJTOW cord; 300V; 18/5 wire	843654154442	USN-91
	/NP20D	KT-CS-NP-20-18/6	Cord for fixtures; no plug; inners 1/2" strip on both ends; 20" long black SJTOW cord; 300V; 18/6 wire. For use with Emergency	843654154459	JCN-20
	/NP22D	KT-CS-NP-22-18/5	Cord for fixtures; no plug; inners 1/2" strip on both ends; 20" long black SJTOW cord; 300V; 18/5 wire	843654153407	DUH-47
	/NP22D	KT-CS-NP-22-18/6	Cord for fixtures; no plug; inners 1/2" strip on both ends; 20" long black SJTOW cord; 300V; 18/6 wire. For use with Emergency	843654153414	ITP-55



Cord Sets

\* For factory installation of accessory, add suffix to fixture part number (see ordering examples and instructions on last page of spec sheet).  
**Note:** For cord sets not listed here, please contact your Keystone sales rep.

(Accessories continued on next page)



# KT-HBLED155-2F-8XX-VDIM-P /G2


## LED HIGH BAY FIXTURE

**ACCESSORIES** (continued)

**EMERGENCY BACKUP**

**Factory-Installable OR Field-Installable** (field-installable purchased separately)


✓	SUFFIX*	CATALOG NUMBER	DESCRIPTION	UPC	EASY CODE
	/EM5†	KT-EMRG-LED-5C-500-EN /DF	5W, 500 lumen Smart Safe emergency backup with dual flex cables	843654132433	RAR-74
	/EM12†	KT-EMRG-LED-12C-1200-EN /DF	12W, 1200 lumen Smart Safe emergency backup with dual flex cables	890949019900	YCV-23
	/EM20†	KT-EMRG-LED-20SD-2000-EN /DF	20W, 2000 lumen Smart Safe emergency backup with dual flex cables; Self-diagnostic	843654103143	BZU-19



\* For factory installation of accessory, add suffix to fixture part number (see ordering examples and instructions on last page of spec sheet).  
 † Factory installation of emergency backup units will automatically include any relevant mounting bracket.

**Field-Installable / Field-Use ONLY** (purchased separately)

CATALOG NUMBER	DESCRIPTION	UPC	EASY CODE
KT-HBLED-EM-BR-KIT	Emergency LED backup mounting bracket kit for LED high bay fixtures	843654110066	OGY-07



(Accessories continued on next page)

# KT-HBLEDD155-2F-8XX-VDIM-P /G2


## LED HIGH BAY FIXTURE

**ACCESSORIES (continued)**

**MOUNTS AND BRACKETS**

**Factory-Installable OR Field-Installable** (field-installable purchased separately)

✓	SUFFIX*	CATALOG NUMBER	DESCRIPTION	UPC	EASY CODE
	/WG-1	KT-HBLEDD-WG-1-KIT /G2	Wire guard kit for 2.0' /G2 linear LED high bay fixtures (155W)	843654137759	ZCB-56



\* For factory installation of accessory, add suffix to fixture part number (see ordering examples and instructions on last page of spec sheet).

**Field-Installable / Field-Use ONLY** (purchased separately)


CATALOG NUMBER	DESCRIPTION	UPC	EASY CODE
KT-HBLEDD-PM-1-KIT	Pendant mount kit for LED high bay fixtures	890919020042	HRV-72
KT-HBLEDD-SM-1-KIT	Surface mount kit for LED high bay fixtures	890919020035	LDN-61
KT-HBLEDD-CABLE-KIT	Aircraft cable hanging kit for LED high bay fixtures	890949012871	XPJ-88



**STEP-DOWN TRANSFORMERS**

**Factory-Installable OR Field-Installable** (field-installable purchased separately)

✓	SUFFIX*	CATALOG NUMBER	DESCRIPTION	UPC	EASY CODE
	/480†‡	KTAT-250-480-277 /SF	Fully enclosed, single flex step-down transformer for LED high bay fixtures (250VA or lower)	843654102931	XIM-17



\* For factory installation of accessory, add suffix to fixture part number (see ordering examples and instructions on last page of spec sheet).

† Factory installation of step-down transformer units will automatically include any relevant mounting bracket.

‡ Step-down transformers cannot be ordered in conjunction with standard SJTOW cord set options (contact Keystone sales rep for available custom options if needed).



# KT-HBLED155-2F-8XX-VDIM-P /G2

## LED HIGH BAY FIXTURE

### FIXTURE ORDERING INFORMATION

ORDER CODE	PACK QTY.	UPC	EASY CODE	DLC PRODUCT ID
KT-HBLED155-2F-840-VDIM-P /G2	1	843654136745	NHC-35	PV00LZJR
KT-HBLED155-2F-850-VDIM-P /G2	1	843654136752	PJL-12	PZTJ2E89

### FIXTURE CATALOG NUMBER BREAKDOWN

# KT-HBLED155-2F-8XX-VDIM-P /G2

<b>1</b>	<b>2</b>	<b>3</b>	<b>4</b>	<b>5</b>	<b>6</b>	<b>7</b>	<b>8</b>	<b>9</b>	<b>10</b>
<b>1</b> Keystone Technologies		<b>6</b> 80 CRI							
<b>2</b> LED High Bay Fixture		<b>7</b> Color Temperature							
<b>3</b> Wattage		<b>8</b> 0-10V Dimming							
<b>4</b> Nominal Length		<b>9</b> Premium Series							
<b>5</b> Frosted Lens		<b>10</b> 2nd Generation							

### ORDERING EXAMPLES


FIXTURE WITH MULTIPLE FACTORY-INSTALLED ACCESSORIES\*

**KT-HBLED155-2F-840-VDIM-P /G2/PIR2/L715P6/EM5/WG-1**




FIXTURE WITH MULTIPLE FACTORY-INSTALLED ACCESSORIES\*

**KT-HBLED155-2F-840-VDIM-P /G2/PIR2/EM5/WG-1/480**




FIXTURE WITH TWO FACTORY-INSTALLED ACCESSORIES\*

**KT-HBLED155-2F-840-VDIM-P /G2/PIR2/480**




FIXTURE WITH SINGLE FACTORY-INSTALLED ACCESSORY

**KT-HBLED155-2F-840-VDIM-P /G2/PIR2**



FIXTURE WITH NO FACTORY-INSTALLED ACCESSORIES

**KT-HBLED155-2F-840-VDIM-P /G2**



KEYSTONE FIXTURE	
CATALOG NUMBER	
KT-HBLED155-2F-840-VDIM-P /G2	

SENSORS AND CONTROLLERS	
SUFFIX	CATALOG NUMBER
<input checked="" type="checkbox"/> /PIR2	KTS-PIR2-UV-KO

CORD SETS	
SUFFIX	CATALOG NUMBER
<input checked="" type="checkbox"/> /L715P6	KT-CS-L715P-6-16/3

EMERGENCY BACKUP	
SUFFIX	CATALOG NUMBER
<input checked="" type="checkbox"/> /EM5	KT-EMRG-LED-5C-500-EN /DF

MOUNTS AND BRACKETS	
SUFFIX	CATALOG NUMBER
<input checked="" type="checkbox"/> /WG-1	KT-HBLED-WG-1-KIT /G2

STEP-DOWN TRANSFORMERS	
SUFFIX	CATALOG NUMBER
<input checked="" type="checkbox"/> /480	KTAT-250-480-277 /SF

*Note: Step-down transformers cannot be ordered in conjunction with standard SJTOW cord set options (contact Keystone sales rep for available custom options if needed).*

\*When ordering more than one factory-installed accessory, use multiple suffixes as shown in the ordering examples above.  
**Note:** All accessories can also be ordered separately for field installation using just their regular Catalog Number, UPC, or Easy Code.