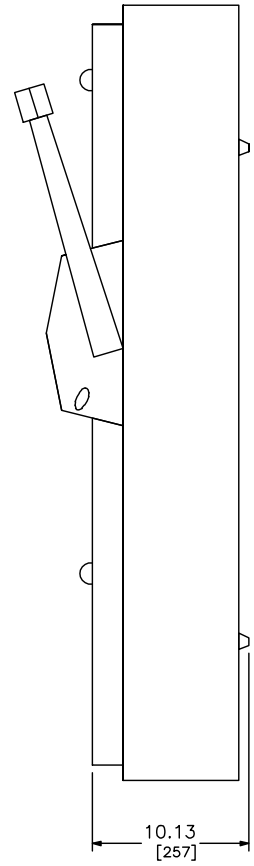
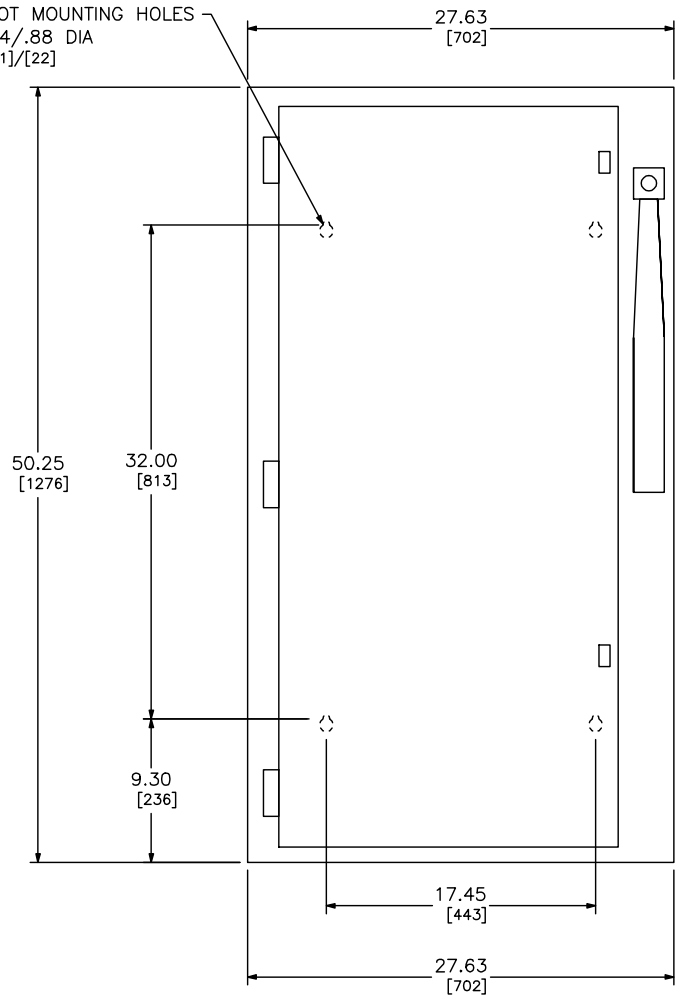
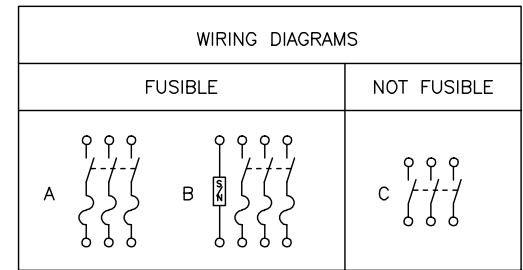


KEYSLOT MOUNTING HOLES
(4) .44/.88 DIA
[111]/[222]



NEMA TYPE 1
NO KNOCKOUTS

NOTES:
FINISH - GRAY BAKED ENAMEL
UL LISTED - FILE E-154828
ALL NEUTRALS - INSULATED GROUNDABLE
SUITABLE FOR USE AS SERVICE EQUIPMENT
SHORT CIRCUIT CURRENT RATINGS:
10,000 AMPERES WHEN USED WITH OR PROTECTED BY CLASS H OR K FUSES.
200,000 AMPERES WHEN USED WITH OR PROTECTED BY CLASS R FUSES HAVING
CLASS R REJECTION KITS INSTALLED OR CLASS J FUSES.



NOTE: FOR SWITCHING DC USE TWO OUTSIDE POLES.

TERMINAL LUGS DATA			
AMPERES	MAX WIRE	MIN WIRE	TYPE
400	(1) 750 KCMIL OR	(1) #1/0 AWG OR	AL OR CU
	(2) 300 KCMIL	(2) #1/0 AWG	

DUAL DIMENSIONS: INCHES
MILLIMETERS

CATALOG NUMBER	MAX VOLTAGE RATINGS	WIRING DIAG	HORSEPOWER RATINGS						
			240VAC		480VAC		600VAC		
			MAX	STD	MAX	STD	MAX	STD	
H365	600VAC;600VDC	A	-	100	250	125	350	50	50
H365N	600VAC;600VDC	B	-	100	250	125	350	50	50
HU365	600VAC;600VDC	C	125	-	250	-	350	50	50

HEAVY DUTY SAFETY SWITCHES
VISIBLE BLADE TYPE
400 AMPERE
ENCLOSURE - NEMA TYPE 1 GENERAL PURPOSE



DWG# 1922
NO.