



Main

Range	PowerPact
Product name	PowerPact H
Product or Component Type	Circuit breaker
Device application	Distribution

Complementary

Line Rated Current	90 A
Number of Poles	3P
Protected poles description	3t
Control type	Toggle
Breaking capacity code	L
Breaking capacity	125 KA 240 V AC 50/60 Hz UL 489 100 KA 480 V AC 50/60 Hz UL 489 50 KA 600 V AC 50/60 Hz UL 489 20 KA 250 V DC UL 489 50 KA 500 V DC UL 489
[Ue] rated operational voltage	690 V AC 50/60 Hz IEC 60947-3
Network Frequency	50/60 Hz
[Ics] rated service breaking capacity	125 KA 220/240 V AC 50/60 Hz IEC 60947-2 100 KA 380/440/415 V AC 50/60 Hz IEC 60947-2 50 KA 500/525 V AC 50/60 Hz IEC 60947-2 20 KA 250 V DC IEC 60947-2 20 KA 500 V DC IEC 60947-2
[Uimp] rated impulse withstand voltage	8 kV IEC 60947-2
Trip unit technology	Thermal-magnetic
Magnetic tripping current	1450 A
Magnetic hold current	800 A
Continuous current rating	80 %
[Ui] rated insulation voltage	750 V IEC 60947-2
Suitability for isolation	Yes IEC 60947-2
Utilisation category	Category A
AWG gauge	AWG 14...AWG 3/0 aluminium/copper terminal
Local signalling	Switched off (OFF) 1 trip indicator green)
Mounting mode	I-Line bracket)
Mounting Support	Bracket
Electrical connection	I-Line connection line Lugs load
Terminal identifier	AL150HD
Mounting Height	4.5 in (114.30 mm)
Tightening torque	44.25 Lbf.in (5 N.m) 0.00...0.01 in ² (2.5...6 mm ²) (AWG 14...AWG 10) 123.91 lbf.in (14 N.m) 0.02...0.15 in ² (10...95 mm ²) (AWG 8...AWG 3/0)

The information provided in this documentation contains general descriptions and/or technical characteristics of the performance of the products contained herein. This documentation is not intended as a substitute for and is not to be used for determining suitability or reliability of these products for specific user applications. It is the duty of any such user or integrator to perform the appropriate and complete risk analysis, evaluation and testing of the products with respect to the relevant specific application or use thereof. Neither Schneider Electric Industries SAS nor any of its affiliates or subsidiaries shall be responsible or liable for misuse of the information contained herein.

Number of slots	2 auxiliary switch OF plug-in) 1 alarm switch SD plug-in) 1 overcurrent trip switch SDE plug-in) 1 voltage release MN or MX plug-in)
Power wire stripping length	0.63 in (16 mm)
Color	Black
Height	6.42 in (163 mm)
Width	4.09 in (104 mm)
Depth	3.39 in (86 mm)
Net Weight	4.85 lb(US) (2.2 kg)
Quantity per Set	1
Phase connection	ABC
Communication interface	Modbus Ethernet

Environment

Quality labels	CE
Standards	UL CSA NEMA NOM-003-SCFI-2000 IEC 60947-2
Product certifications	UL CSA NOM
IP degree of protection	Front cover IP40 IEC 60529
Pollution degree	3 IEC 60947-1
Ambient Air Temperature for Operation	28...158 °F (-2...70 °C)
Ambient Air Temperature for Storage	-58...185 °F (-50...85 °C)
Operating altitude	< 6561.68 ft (2000 m) without derating 5000 m with derating




Ordering and shipping details

Category	01122-HL, JL I-LINE BREAKER/SWITCH
Discount Schedule	DE2
GTIN	00785901422259
Nbr. of units in pkg.	1
Package weight(Lbs)	1 lb(US) (0.45 kg)
Returnability	No
Country of origin	US

Packing Units

Unit Type of Package 1	PCE
Package 1 Height	6.40 in (16.256 cm)
Package 1 width	8.80 in (22.352 cm)
Package 1 Length	15.00 in (38.1 cm)

Offer Sustainability

Sustainable offer status	Green Premium product
California proposition 65	WARNING: This product can expose you to chemicals including: DINP, which is known to the State of California to cause cancer, and DIDP, which is known to the State of California to cause birth defects or other reproductive harm. For more information go to www.P65Warnings.ca.gov
REACH Regulation	 REACH Declaration
EU RoHS Directive	Compliant  EU RoHS Declaration
Mercury free	Yes
RoHS exemption information	 Yes
China RoHS Regulation	 China RoHS Declaration

Environmental Disclosure	Product Environmental Profile
Circularity Profile	End Of Life Information
PVC free	Yes
Contractual warranty	
Warranty	18 months