

## XVBC9M

Harmony XVB, Audible unit for modular tower lights, plastic, Ø70, buzzer, continuous or intermitten tone,70... 90 dB, 120...230 V AC



### Main

Range of Product	Harmony XVB Universal
Product or Component Type	Indicator bank
Beacon or indicator bank unit type	Audible unit
Mounting diameter	2.76 in (70 mm)
Component name	XVBC
Noise level	70...90 dB 1 m
[Us] rated supply voltage	120...230 V AC

### Complementary

Signalling type	Continuous or intermittent buzzer
Assembly style	Customer assembly, up to 5 units
Connections - terminals	Screw clamp terminals, <= 1 x 1.5 mm <sup>2</sup> with cable end
[Ui] rated insulation voltage	250 V IEC 60947-1
Nominal voltage limit	0.85...1.1 Un IEC 60947-5-1
Current Consumption	< 25 mA
[Uimp] rated impulse withstand voltage	4 kV IEC 60947-1
Fundamental frequency	2.8 kHz
CAD overall width	2.76 in (70 mm)
CAD overall height	2.48 in (63 mm)
CAD overall depth	2.76 in (70 mm)
Net Weight	0.40 lb(US) (0.18 kg)

### Environment

Product Certifications	CCC EAC CSA C22-2 No 14 UL 508
Standards	EN/IEC 60947-5-1
Protective treatment	TC
Ambient Air Temperature for Storage	-40...158 °F (-40...70 °C)
Ambient Air Temperature for Operation	-13...122 °F (-25...50 °C)
Electrical shock protection class	Class I on support tube IEC 61140 Class II on base unit IEC 61140
IP degree of protection	IP65 on fixing base XVBZ0. IEC 60529 IP66 on base unit IEC 60529
NEMA degree of protection	Type 4X UL indoor)

### Ordering and shipping details

Category	22611-XVB-STACKLIGHTS
Discount Schedule	XV
GTIN	3389110845976
Nbr. of units in pkg.	1
Package weight(Lbs)	6.00 oz (170.0 g)

Returnability	Yes
Country of origin	ID

## Packing Units

Unit Type of Package 1	PCE
Package 1 Height	3.94 in (10 cm)
Package 1 width	3.23 in (8.2 cm)
Package 1 Length	3.15 in (8 cm)
Unit Type of Package 2	P06
Number of Units in Package 2	144
Package 2 Weight	80.47 lb(US) (36.5 kg)
Package 2 Height	17.72 in (45 cm)
Package 2 width	23.62 in (60 cm)
Package 2 Length	31.50 in (80 cm)
Unit Type of Package 3	S03
Number of Units in Package 3	36
Package 3 Weight	15.43 lb(US) (7.0 kg)
Package 3 Height	11.81 in (30 cm)
Package 3 width	11.81 in (30 cm)
Package 3 Length	15.75 in (40 cm)

## Offer Sustainability

Sustainable offer status	Green Premium product
California proposition 65	WARNING: This product can expose you to chemicals including: Lead and lead compounds, which is known to the State of California to cause cancer and birth defects or other reproductive harm. For more information go to <a href="http://www.P65Warnings.ca.gov">www.P65Warnings.ca.gov</a>
REACH Regulation	<a href="#">REACH Declaration</a>
EU RoHS Directive	Pro-active compliance (Product out of EU RoHS legal scope) <a href="#">EU RoHS Declaration</a>
Mercury free	Yes
RoHS exemption information	<a href="#">Yes</a>
China RoHS Regulation	<a href="#">China RoHS Declaration</a>
Environmental Disclosure	<a href="#">Product Environmental Profile</a>
WEEE	The product must be disposed on European Union markets following specific waste collection and never end up in rubbish bins.

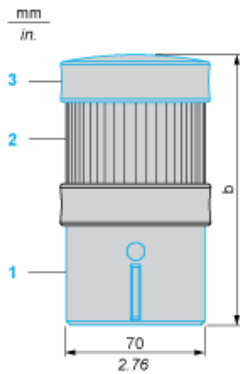
## Contractual warranty

Warranty	18 months
----------	-----------

Indicator Bank without “Flash” Discharge Tube Unit

Dimensions

Below drawing shows the minimum configuration of the product. Select the number of stages according to the product characteristics in order to get b dimension.



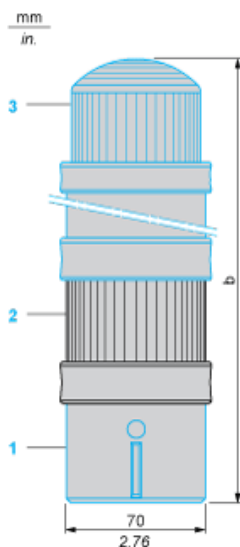
- (1) Base unit XVBC21, to be ordered separately
- (2) Illuminated or audible signalling unit
- (3) Cover (supplied with XVBC21 base unit)

Number of illuminated or audible signalling units (no “flash”)	b in mm	b in in.
1	138	5.43
2	201	7.91
3	264	10.39
4	327	12.87
5	390	15.35

Indicator Bank with “Flash” Discharge Tube Unit

Dimensions

Below drawing shows the minimum configuration of the product. Select the number of stages according to the product characteristics in order to get b dimension.



- (1) Base unit XVBC07, to be ordered separately
- (2) Illuminated or audible signalling unit
- (3) “Flash” unit, to be ordered separately

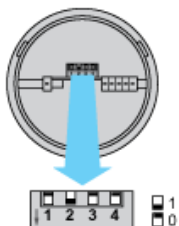
Number of illuminated or audible signalling units other than "flash" tube	b in mm	b in in.
1	295	11.61
2	358	14.09
3	421	16.57
4	484	19.06

Indicator Bank

Adjustment of Audible Signal

By means of 4 microswitches located in the base of the buzzer:

- 2 switches marked 1 and 2 for selecting continuous or intermittent mode (Hz).
- 2 switches marked 3 and 4 for selecting the power (dB) of the audible signal.



Position of microswitches		Setting
1	2	Mode
1	1	continuous: 2.8 kHz
1	0	continuous: 2.8 kHz
0	1	intermittent: 5 Hz
0	0	intermittent: 1 Hz

Position of microswitches		Setting
3	4	Power
1	1	90 dB
0	1	85 dB
1	0	80 dB
0	0	70 dB