



Main

| | |
|------------------------------------|-----------------------|
| Range of Product | Harmony XVB Universal |
| Product or Component Type | Indicator bank |
| Beacon or indicator bank unit type | Audible unit |
| Mounting diameter | 2.76 in (70 mm) |
| Component name | XVBC |
| Noise level | 70...90 dB 1 m |
| [Us] rated supply voltage | 12...48 V AC/DC |

Complementary

| | |
|--|--|
| Signalling type | Continuous or intermittent buzzer |
| Assembly style | Customer assembly, up to 5 units |
| Connections - terminals | Screw clamp terminals, $\leq 1 \times 1.5 \text{ mm}^2$ with cable end |
| [Ui] rated insulation voltage | 250 V IEC 60947-1 |
| Nominal voltage limit | 0.85...1.1 Un IEC 60947-5-1 |
| Current Consumption | < 15 mA |
| [Uimp] rated impulse withstand voltage | 4 kV IEC 60947-1 |
| Fundamental frequency | 2.8 kHz |
| CAD overall width | 2.76 in (70 mm) |
| CAD overall height | 2.48 in (63 mm) |
| CAD overall depth | 2.76 in (70 mm) |
| Net Weight | 0.37 lb(US) (0.17 kg) |

Environment

| | |
|---------------------------------------|--|
| Product Certifications | CCC EAC CSA C22-2 No 14 UL 508 |
| Standards | EN/IEC 60947-5-1 |
| Protective treatment | TC |
| Ambient Air Temperature for Storage | -40...158 °F (-40...70 °C) |
| Ambient Air Temperature for Operation | -13...122 °F (-25...50 °C) |
| Electrical shock protection class | Class I on support tube IEC 61140 Class II on base unit IEC 61140 |
| IP degree of protection | IP65 on fixing base XVBZ0. IEC 60529 IP66 on base unit IEC 60529 |
| NEMA degree of protection | Type 4X UL indoor) |

Ordering and shipping details

| | |
|-----------------------|-----------------------|
| Category | 22611-XVB-STACKLIGHTS |
| Discount Schedule | XV |
| GTIN | 3389110845969 |
| Nbr. of units in pkg. | 1 |
| Package weight(Lbs) | 5.86 oz (166.0 g) |

| | |
|-------------------|-----|
| Returnability | Yes |
| Country of origin | ID |

Packing Units

| | |
|------------------------------|---------------------------|
| Unit Type of Package 1 | PCE |
| Package 1 Height | 3.07 in (7.8 cm) |
| Package 1 width | 3.15 in (8 cm) |
| Package 1 Length | 3.78 in (9.6 cm) |
| Unit Type of Package 2 | P06 |
| Number of Units in Package 2 | 288 |
| Package 2 Weight | 132.90 lb(US) (60.284 kg) |
| Package 2 Height | 30.31 in (77 cm) |
| Package 2 width | 23.62 in (60 cm) |
| Package 2 Length | 31.50 in (80 cm) |
| Unit Type of Package 3 | S03 |
| Number of Units in Package 3 | 36 |
| Package 3 Weight | 14.80 lb(US) (6.715 kg) |
| Package 3 Height | 11.81 in (30 cm) |
| Package 3 width | 11.81 in (30 cm) |
| Package 3 Length | 15.75 in (40 cm) |

Offer Sustainability

| | |
|----------------------------|---|
| Sustainable offer status | Green Premium product |
| California proposition 65 | WARNING: This product can expose you to chemicals including: Lead and lead compounds, which is known to the State of California to cause cancer and birth defects or other reproductive harm. For more information go to www.P65Warnings.ca.gov |
| REACH Regulation | REACH Declaration |
| EU RoHS Directive | Pro-active compliance (Product out of EU RoHS legal scope) EU RoHS Declaration |
| Mercury free | Yes |
| RoHS exemption information | Yes |
| China RoHS Regulation | China RoHS Declaration |
| Environmental Disclosure | Product Environmental Profile |
| WEEE | The product must be disposed on European Union markets following specific waste collection and never end up in rubbish bins. |

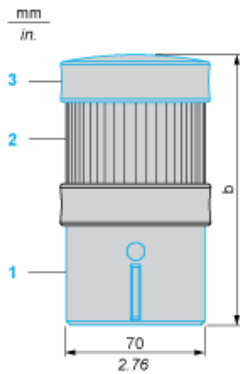
Contractual warranty

| | |
|----------|-----------|
| Warranty | 18 months |
|----------|-----------|

Indicator Bank without “Flash” Discharge Tube Unit

Dimensions

Below drawing shows the minimum configuration of the product. Select the number of stages according to the product characteristics in order to get b dimension.



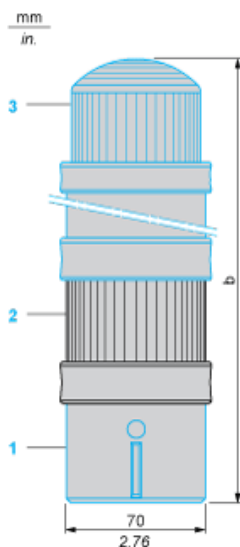
- (1) Base unit XVBC21, to be ordered separately
- (2) Illuminated or audible signalling unit
- (3) Cover (supplied with XVBC21 base unit)

| Number of illuminated or audible signalling units (no “flash”) | b in mm | b in in. |
|--|---------|----------|
| 1 | 138 | 5.43 |
| 2 | 201 | 7.91 |
| 3 | 264 | 10.39 |
| 4 | 327 | 12.87 |
| 5 | 390 | 15.35 |

Indicator Bank with “Flash” Discharge Tube Unit

Dimensions

Below drawing shows the minimum configuration of the product. Select the number of stages according to the product characteristics in order to get b dimension.



- (1) Base unit XVBC07, to be ordered separately
- (2) Illuminated or audible signalling unit
- (3) “Flash” unit, to be ordered separately

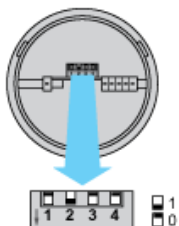
| Number of illuminated or audible signalling units other than "flash" tube | b in mm | b in in. |
|---|---------|----------|
| 1 | 295 | 11.61 |
| 2 | 358 | 14.09 |
| 3 | 421 | 16.57 |
| 4 | 484 | 19.06 |

Indicator Bank

Adjustment of Audible Signal

By means of 4 microswitches located in the base of the buzzer:

- 2 switches marked 1 and 2 for selecting continuous or intermittent mode (Hz).
- 2 switches marked 3 and 4 for selecting the power (dB) of the audible signal.



| Position of microswitches | | Setting |
|---------------------------|---|---------------------|
| 1 | 2 | Mode |
| 1 | 1 | continuous: 2.8 kHz |
| 1 | 0 | continuous: 2.8 kHz |
| 0 | 1 | intermittent: 5 Hz |
| 0 | 0 | intermittent: 1 Hz |

| Position of microswitches | | Setting |
|---------------------------|---|---------|
| 3 | 4 | Power |
| 1 | 1 | 90 dB |
| 0 | 1 | 85 dB |
| 1 | 0 | 80 dB |
| 0 | 0 | 70 dB |