



Main

Range of Product	Harmony XB7
Product or Component Type	Pilot light
Device short name	XB7
Mounting diameter	0.87 in (22 mm)
Sale per indivisible quantity	10
Shape of signaling unit head	Round
Cap/operator or lens colour	Red
Light source	LED
Bulb base	Integral LED
[Us] Rated Supply Voltage	230...240 V AC 50/60 Hz
Device presentation	Monolithic product

Complementary

Height	1.14 in (29 mm)
Width	1.14 in (29 mm)
Depth	2.13 in (54 mm)
Terminals description ISO n°1	(X1-X2)PL
Net Weight	0.04 lb(US) (0.02 kg)
Device mounting	Fixing hole 0.89 in (22.5 mm) 22.3 +0.4/0 EN/IEC 60947-5-1
Fixing center	>= 30 x 40 mm support panel) metal 0.04...0.24 in (1...6 mm) >= 30 x 40 mm support panel) plastic 0.08...0.24 in (2...6 mm)
Fixing mode	Fixing nut beneath head 17.70...21.24 lbf.in (2...2.4 N.m)
Connections - terminals	Screw clamp terminals, <= 2 x 1.5 mm ² with cable end EN/IEC 60947-1 Screw clamp terminals, 1 x 0.22...2 x 2.5 mm ² without cable end EN/IEC 60947-1
Tightening torque	7.08...10.62 lbf.in (0.8...1.2 N.m) EN 60947-1
Shape of screw head	Cross JIS No 1 Cross Philips no 1 Cross pozidriv No 1 Slotted flat Ø 4 mm Slotted flat Ø 5.5 mm
[Ui] rated insulation voltage	250 V 3)EN/IEC 60947-1
[Uimp] rated impulse withstand voltage	6 kV EN/IEC 60947-1
Signalling type	Steady
Supply voltage limits	195...264 V AC
Current Consumption	16...20 mA
Service life	70000 h at rated voltage and 25 °C

Environment

Protective treatment	TH
Ambient Air Temperature for Storage	-40...158 °F (-40...70 °C)
Ambient Air Temperature for Operation	-13...158 °F (-25...70 °C)
Overvoltage category	Class II IEC 60536
IP degree of protection	IP20 IEC 60529 rear face) IP65 IEC 60529 front face)

NEMA degree of protection	NEMA 4 UL 50 E NEMA 12 UL 50 E
Standards	EN/IEC 60947-1 CSA C22.2 No 14 UL 508 JIS C8201-5-1 EN/IEC 60947-5-1 JIS C8201-1
Vibration resistance	5 gn 2...500 Hz)IEC 60068-2-6
Shock resistance	50 gn 11 ms) half sine wave acceleration IEC 60068-2-27
Electromagnetic compatibility	Disturbing field emissionclass B EN 55011

Ordering and shipping details

Category	22464-PUSHBUTTONS, XB7-22MM
Discount Schedule	CS2
GTIN	3389110839760
Nbr. of units in pkg.	1
Package weight(Lbs)	0.70 oz (19.8 g)
Returnability	No
Country of origin	ID

Packing Units

Unit Type of Package 1	PCE
Package 1 Height	1.18 in (3 cm)
Package 1 width	1.18 in (3 cm)
Package 1 Length	2.17 in (5.5 cm)
Unit Type of Package 2	BAG
Number of Units in Package 2	10
Package 2 Weight	7.09 oz (201.0 g)
Package 2 Height	2.76 in (7 cm)
Package 2 width	3.54 in (9 cm)
Package 2 Length	5.91 in (15 cm)
Unit Type of Package 3	S01
Number of Units in Package 3	100
Package 3 Weight	5.08 lb(US) (2.304 kg)
Package 3 Height	5.91 in (15 cm)
Package 3 width	5.91 in (15 cm)
Package 3 Length	15.75 in (40 cm)

Offer Sustainability

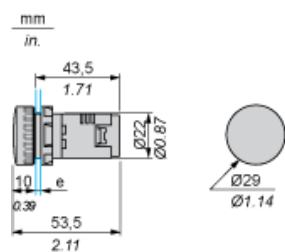
Sustainable offer status	Green Premium product
California proposition 65	WARNING: This product can expose you to chemicals including: Lead and lead compounds, which is known to the State of California to cause cancer and birth defects or other reproductive harm. For more information go to www.P65Warnings.ca.gov
REACH Regulation	REACH Declaration
REACH free of SVHC	Yes
EU RoHS Directive	Pro-active compliance (Product out of EU RoHS legal scope) EU RoHS Declaration
Toxic heavy metal free	Yes
Mercury free	Yes
RoHS exemption information	Yes
China RoHS Regulation	China RoHS Declaration
Environmental Disclosure	Product Environmental Profile
Circularity Profile	End Of Life Information
WEEE	The product must be disposed on European Union markets following specific waste collection and never end up in rubbish bins.

Contractual warranty

Warranty	18 months
----------	-----------

Pilot Light with Screw Terminal

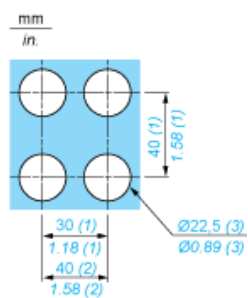
Dimensions



e Support panel thickness: 1 to 6 mm/0.4 to 0.24 in. (metal), 2 to 6 mm/0.8 to 0.24 in. (plastic).

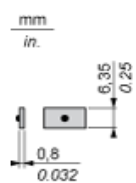
Mounting

Diameter of Finished Fixing Holes



- (1) Minimum value.
- (2) 40 mm/1.58 in. for Emergency switching off pushbutton only.
- (3) Standard value: Ø 22.3 (0; + 0.4) mm/Ø 0.88 (0; + 0.02) in.

Faston Clip Connection



“U” Type Tag Connection



- (1) 6.5 mm/0.26 in. recommended, 7 mm/0.28 in. max.
- (2) M3 screw clamp terminal.

Wiring Diagram



(1) LED