



Main

Range	TeSys
Product Name	TeSys VARIO
Device Short Name	V
Product Type	Switch body

Complementary

Mounting Support	Plate Symmetrical rail
Performance Level	High performance
Number of Poles	3P
Contact Type and Composition	3 NO
Network type	AC DC
Network frequency	50/60 Hz
[Ue] IEC Rated Operational Voltage	690 V AC 50/60 Hz
IEC Rated Operational Power in W	11 KW 400...415 V AC-3) 11 KW 690 V AC-3) 15 KW 500 V AC-3) 15 KW 690 V AC-23A) 18.5 KW 500 V AC-23A) 5.5 KW 230...240 V AC-3) 7.5 KW 230...240 V AC-23A) 15 kW 400...415 V AC-23A)
[Ie] Rated Operational Current	29 A AC-23 Ue: 400 V
[Ith] Conventional Free Air Thermal Current	40 A
[Ithe] Conventional Enclosed Thermal Current	32 A
Making capacity (I Rms)	400 A 400 V AC-21A 400 A 400 V AC-22A 400 A 400 V AC-23A
Breaking Capacity	320 A 400 V AC-21A) 320 A 400 V AC-22A) 320 A 400 V AC-23A)
Rated Conditional Short Circuit Current	10 KA 400 V 50 A aM 10 kA 400 V 50 A gG
[Icm] Rated Short Circuit Making Capacity	1 kA 400 V at Ipeak
Intermittent duty class	30
Suitability for isolation	Yes
[Uimp] rated impulse withstand voltage	8 kV
[Icw] rated short-time withstand Rms current	480 A 400 V 1 s
Mechanical Durability	100000 cycles
Electrical Durability	100000 Cycles AC-21 30000 cycles DC-1...5
IEC Terminal Connection	Power circuit screw clamp terminals 0.02 in ² (10 mm ²) solid Power circuit screw clamp terminals 0.01 in ² (6 mm ²) flexible - with cable end
Tightening Torque	Power circuit 18.59 lbf.in (2.1 N.m) screw clamp terminals

The information provided in this documentation contains general descriptions and/or technical characteristics of the performance of the products contained herein. This documentation is not intended as a substitute for and is not to be used for determining suitability or reliability of these products for specific user applications. It is the duty of any such user or integrator to perform the appropriate and complete risk analysis, evaluation and testing of the products with respect to the relevant specific application or use thereof. Neither Schneider Electric Industries SAS nor any of its affiliates or subsidiaries shall be responsible or liable for misuse of the information contained herein.

Height	2.91 in (74 mm)
Width	2.17 in (55 mm)
Depth	2.36 in (60 mm)
Product Weight	0.44 lb(US) (0.2 kg)

Environment

Standards	IEC 60947-3
Product Certifications	UL CSA GL UKCA
Degree of Protection	IP20 conforming to IEC 60529
Protective Treatment	TC
Mechanical Robustness	Vibrations 10...150 Hz 1 gn) IEC 60068-2-6 Shocks 11 ms 30 Gn) IEC 60068-2-27
Ambient Air Temperature for Operation	-4...122 °F (-20...50 °C)
Fire Resistance	1760 °F (960 °C) IEC 60695-2-1





Ordering and shipping details

Category	21730-V VARIO SWITCH
Discount Schedule	CP1
GTIN	3389110551709
Nbr. of units in pkg.	1
Package weight(Lbs)	6.14 oz (174.0 g)
Returnability	Yes
Country of origin	CZ

Packing Units

Unit Type of Package 1	PCE
Package 1 Height	3.15 in (8 cm)
Package 1 width	3.35 in (8.5 cm)
Package 1 Length	4.72 in (12 cm)
Unit Type of Package 2	P06
Number of Units in Package 2	192
Package 2 Weight	100.93 lb(US) (45.78 kg)
Package 2 Height	30.31 in (77 cm)
Package 2 width	31.50 in (80 cm)
Package 2 Length	23.62 in (60 cm)
Unit Type of Package 3	S03
Number of Units in Package 3	24
Package 3 Weight	10.27 lb(US) (4.66 kg)
Package 3 Height	11.81 in (30 cm)
Package 3 width	11.81 in (30 cm)
Package 3 Length	15.75 in (40 cm)

Offer Sustainability

Sustainable offer status	Green Premium product
REACH Regulation	 REACH Declaration
REACH free of SVHC	Yes
EU RoHS Directive	Compliant  EU RoHS Declaration
Toxic heavy metal free	Yes
Mercury free	Yes
RoHS exemption information	 Yes
China RoHS Regulation	 China RoHS Declaration

Environmental Disclosure	Product Environmental Profile
WEEE	The product must be disposed on European Union markets following specific waste collection and never end up in rubbish bins.
PVC free	Yes
Halogen content performance	Halogen free product

Contractual warranty

Warranty	18 months
----------	-----------