



## Main

|                                |                                   |
|--------------------------------|-----------------------------------|
| Range                          | TeSys                             |
| Range of Product               | TeSys K                           |
| Product or Component Type      | Contacteur                        |
| Device short name              | LP1K                              |
| Contacteur application         | Motor control                     |
| Utilisation category           | AC-3<br>AC-4                      |
| Poles description              | 3P                                |
| Pole contact composition       | 3 NO                              |
| [Ie] rated operational current | 6 A ≤ 440 V AC AC-3 power circuit |
| Auxiliary contact composition  | 1 NC                              |

## Complementary

|  |   |
|--|---|
| Auxiliary contacts type                                  | Instantaneous 1 NC  |
| Control circuit voltage limits                           | Operational 0.8...1.15 U <sub>c</sub> 122 °F (50 °C)<br>Drop-out 0.1...0.75 U <sub>c</sub> 122 °F (50 °C)   |
| [U <sub>i</sub> ] rated insulation voltage               | Power circuit 600 V UL 508<br>Power circuit 690 V IEC 60947-4-1<br>Signalling circuit 690 V IEC 60947-4-1<br>Signalling circuit 690 V IEC 60947-5-1<br>Signalling circuit 600 V UL 508<br>Power circuit 600 V CSA C22.2 No 14<br>Signalling circuit 600 V CSA C22.2 No 14 |
| [U <sub>imp</sub> ] rated impulse withstand voltage      | 8 kV  |
| Overvoltage category                                     | III   |
| Mounting Support   | Rail<br>Plate   |
| Flame retardance   | V1 conforming to UL 94<br>Requirement 2 conforming to NF F 16-101<br>Requirement 2 conforming to NF F 16-102  |
| Tightening torque  | 11.51 Lbf.in (1.3 N.m) screw clamp terminals Philips No 2<br>11.51 Lbf.in (1.3 N.m) screw clamp terminals flat Ø 6 mm   |
| [U <sub>e</sub> ] rated operational voltage              | Power circuit 690 V AC 50/60 Hz<br>Signalling circuit ≤ 690 V AC 50/60 Hz   |
| [I <sub>th</sub> ] conventional free air thermal current | 20 A 122 °F (50 °C) power circuit<br>10 A 122 °F (50 °C) signalling circuit   |
| I <sub>rms</sub> rated making capacity                   | 110 A AC power circuit NF C 63-110<br>110 A AC power circuit IEC 60947<br>110 A AC signalling circuit IEC 60947   |
| Rated breaking capacity                                  | 110 A 415 V IEC 60947<br>110 A 440 V IEC 60947<br>80 A 500 V IEC 60947<br>110 A 220...230 V IEC 60947<br>110 A 380...400 V IEC 60947<br>70 A 660...690 V IEC 60947  |
| Associated fuse rating                                   | 25 A gG ≤ 440 V power circuit<br>25 A aM power circuit<br>10 A gG signalling circuit IEC 60947<br>10 A gG signalling circuit VDE 0660   |
| Average impedance  | 3 mOhm - I <sub>th</sub> 20 A 50 Hz power circuit   |
| Inrush power in W  | 3 W 68 °F (20 °C)   |

The information provided in this documentation contains general descriptions and/or technical characteristics of the products contained herein. This documentation is not intended as a substitute for and is not to be used for determining suitability or reliability of these products for specific user applications. It is the duty of any such user or integrator to perform the appropriate and complete risk analysis, evaluation and testing of the products with respect to the relevant specific application or use thereof. Neither Schneider Electric Industries SAS nor any of its affiliates or subsidiaries shall be responsible or liable for misuse of the information contained herein.

|                                |  |
|--------------------------------|--|
| Hold-in power consumption in W | 3 W 68 °F (20 °C)  |
| Operating time                 | 30...40 ms coil energisation and NO closing<br>10 ms coil de-energisation and NO opening   |
| Safety reliability level       | B10d = 1369863 cycles contactor with nominal load EN/ISO 13849-1<br>B10d = 20000000 cycles contactor with mechanical load EN/ISO 13849-1 |
| Mechanical durability          | 10 Mcycles   |
| Maximum operating rate         | 3600 cyc/h   |
| Minimum switching current      | 5 mA signalling circuit  |
| Minimum switching voltage      | 17 V signalling circuit  |
| Insulation resistance          | > 10 MOhm signalling circuit   |
| Height                         | 2.28 in (58 mm)  |
| Width                          | 1.77 in (45 mm)  |
| Depth                          | 2.24 in (57 mm)  |
| Net Weight                     | 0.50 lb(US) (0.225 kg)   |

## Environment

|                                       |                                      |
|---------------------------------------|--------------------------------------|
| Product Certifications                | UL<br>CSA<br>UKCA                    |
| Ambient Air Temperature for Operation | -13...122 °F (-25...50 °C)           |
| Ambient Air Temperature for Storage   | -58...176 °F (-50...80 °C)           |
| Operating altitude                    | 6561.68 ft (2000 m) without derating |

## Ordering and shipping details

|                       |                                 |
|-----------------------|---------------------------------|
| Category              | 22321-CTR,K-LINE,DC,OPEN,NONREV |
| Discount Schedule     | I12                             |
| GTIN                  | 3389110363210                   |
| Nbr. of units in pkg. | 1                               |
| Package weight(Lbs)   | 7.80 oz (221.0 g)               |
| Returnability         | Yes                             |
| Country of origin     | FR                              |

## Packing Units

|                              |                            |
|------------------------------|----------------------------|
| Unit Type of Package 1       | PCE                        |
| Package 1 Height             | 1.77 in (4.5 cm)           |
| Package 1 width              | 2.36 in (6 cm)             |
| Package 1 Length             | 2.56 in (6.5 cm)           |
| Unit Type of Package 2       | S02                        |
| Number of Units in Package 2 | 40                         |
| Package 2 Weight             | 20.05 lb(US) (9.093 kg)    |
| Package 2 Height             | 5.91 in (15 cm)            |
| Package 2 width              | 11.81 in (30 cm)           |
| Package 2 Length             | 15.75 in (40 cm)           |
| Unit Type of Package 3       | P06                        |
| Number of Units in Package 3 | 640                        |
| Package 3 Weight             | 338.38 lb(US) (153.488 kg) |
| Package 3 Height             | 29.53 in (75 cm)           |
| Package 3 width              | 31.50 in (80 cm)           |
| Package 3 Length             | 23.62 in (60 cm)           |

## Offer Sustainability

|                            |   |
|----------------------------|---|
| Sustainable offer status   | Green Premium product   |
| California proposition 65  | WARNING: This product can expose you to chemicals including: Antimony oxide & Antimony trioxide, which is known to the State of California to cause cancer. For more information go to <a href="http://www.P65Warnings.ca.gov">www.P65Warnings.ca.gov</a> |
| REACH Regulation           | <a href="#">REACH Declaration</a>   |
| REACH free of SVHC         | Yes   |
| EU RoHS Directive          | Compliant <a href="#">EU RoHS Declaration</a>   |
| Toxic heavy metal free     | Yes   |
| Mercury free               | Yes   |
| RoHS exemption information | <a href="#">Yes</a>   |
| China RoHS Regulation      | <a href="#">China RoHS Declaration</a>  |
| Environmental Disclosure   | <a href="#">Product Environmental Profile</a>   |
| Circularity Profile        | <a href="#">End Of Life Information</a>   |
| WEEE                       | The product must be disposed on European Union markets following specific waste collection and never end up in rubbish bins.  |

## Contractual warranty

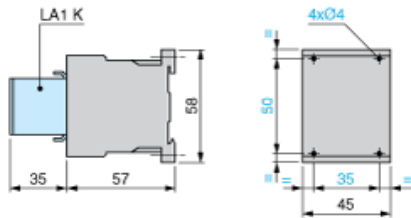
|          |           |
|----------|-----------|
| Warranty | 18 months |
|----------|-----------|

---

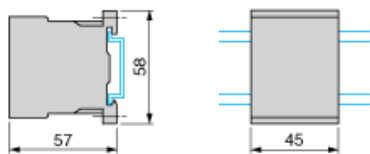
Dimensions

---

Contactors LC1 K, LP1 K, LP4 K: Mounting on Panel



Contactors LC1 K, LP1 K, LP4 K: Mounting on Rail AM1 DP200 or AM1 DE200 (35 mm)

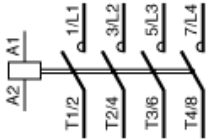


---

Wiring

---

3-Pole Contactors: 3P + N/O



3-Pole Contactors: 3P + N/C

