

# LC1D258F7

IEC contactor, TeSys Deca, nonreversing,  
40A resistive, 4 pole, 2 NO and 2 NC, 110VAC  
50/60Hz coil, open style

---



## Main

Range	TeSys TeSys Deca
Product name	TeSys D TeSys Deca
Product or Component Type	Contacteur
Device short name	LC1D
Contacteur application	Resistive load
Utilisation category	AC-1
Poles description	4P
Power pole contact composition	2 NO + 2 NC
[Ue] rated operational voltage	Power circuit <= 690 V AC 25...400 Hz
[Ie] rated operational current	40 A 140 °F (60 °C) <= 440 V AC AC-1 power circuit
Control circuit type	AC 50/60 Hz
[Uc] control circuit voltage	110 V AC 50/60 Hz
Auxiliary contact composition	1 NO + 1 NC
[Uimp] rated impulse withstand voltage	6 kV IEC 60947
Overvoltage category	III
[Ith] conventional free air thermal current	10 A 140 °F (60 °C) signalling circuit 40 A 140 °F (60 °C) power circuit
Irms rated making capacity	140 A AC signalling circuit IEC 60947-5-1 250 A DC signalling circuit IEC 60947-5-1 450 A 440 V power circuit IEC 60947
Rated breaking capacity	450 A 440 V power circuit IEC 60947
[Icw] rated short-time withstand current	240 A 104 °F (40 °C) - 10 s power circuit 380 A 104 °F (40 °C) - 1 s power circuit 50 A 104 °F (40 °C) - 10 min power circuit 120 A 104 °F (40 °C) - 1 min power circuit 100 A - 1 s signalling circuit 120 A - 500 ms signalling circuit 140 A - 100 ms signalling circuit
Associated fuse rating	10 A gG signalling circuit IEC 60947-5-1 63 A gG <= 690 V type 1 power circuit 40 A gG <= 690 V type 2 power circuit
Average impedance	2 mOhm - Ith 40 A 50 Hz power circuit
[Ui] rated insulation voltage	Power circuit 690 V IEC 60947-4-1 Power circuit 600 V CSA Power circuit 600 V UL Signalling circuit 690 V IEC 60947-1 Signalling circuit 600 V CSA Signalling circuit 600 V UL
Electrical durability	1.4 Mcycles 40 A AC-1 <= 440 V
Power dissipation per pole	3.2 W AC-1
Front cover	With
Mounting Support	Rail Plate
Standards	EN 60947-4-1 EN 60947-5-1 IEC 60947-4-1 IEC 60947-5-1 UL 60947-4-1 UL 60947-5-1 CSA C22.2 No 60947-4-1 CSA C22.2 No 60947-5-1 GB/T 14048.4

Product Certifications	UL CSA CCC EAC UKCA CB EU-RO-MR by DNV-GL
Connections - terminals	Control circuit screw clamp terminals 1 0.00... 0.01 in <sup>2</sup> (1...4 mm <sup>2</sup> )flexible without cable end Control circuit screw clamp terminals 2 0.00... 0.01 in <sup>2</sup> (1...4 mm <sup>2</sup> )flexible without cable end Control circuit screw clamp terminals 1 0.00... 0.01 in <sup>2</sup> (1...4 mm <sup>2</sup> )flexible with cable end Control circuit screw clamp terminals 2 0.00... 0.00 in <sup>2</sup> (1...2.5 mm <sup>2</sup> )flexible with cable end Control circuit screw clamp terminals 1 0.00... 0.01 in <sup>2</sup> (1...4 mm <sup>2</sup> )solid without cable end Control circuit screw clamp terminals 2 0.00... 0.01 in <sup>2</sup> (1...4 mm <sup>2</sup> )solid without cable end Power circuit connector 1 0.00...0.02 in <sup>2</sup> (2.5... 10 mm <sup>2</sup> )flexible without cable end Power circuit connector 2 0.00...0.02 in <sup>2</sup> (2.5... 10 mm <sup>2</sup> )flexible without cable end Power circuit connector 1 0.00...0.02 in <sup>2</sup> (2.5... 10 mm <sup>2</sup> )flexible with cable end Power circuit connector 2 0.00...0.02 in <sup>2</sup> (2.5... 10 mm <sup>2</sup> )flexible with cable end Power circuit connector 1 0.00...0.02 in <sup>2</sup> (2.5... 16 mm <sup>2</sup> )solid without cable end Power circuit connector 2 0.00...0.02 in <sup>2</sup> (2.5... 16 mm <sup>2</sup> )solid without cable end
Tightening torque	Control circuit 15.05 lbf.in (1.7 N.m) screw clamp terminals flat Ø 6 mm Control circuit 15.05 lbf.in (1.7 N.m) screw clamp terminals Philips No 2 Power circuit 15.93 lbf.in (1.8 N.m) connector flat Ø 6 mm Power circuit 15.93 lbf.in (1.8 N.m) connector Philips No 2 Control circuit 15.05 lbf.in (1.7 N.m) screw clamp terminals pozidriv No 2 Power circuit 22.13 lbf.in (2.5 N.m) screw clamp terminals pozidriv No 2
Operating time	12...22 ms closing 4...19 ms opening
Safety reliability level	B10d = 1369863 cycles contactor with nominal load EN/ISO 13849-1 B10d = 20000000 cycles contactor with mechanical load EN/ISO 13849-1
Mechanical durability	15 Mcycles
Maximum operating rate	3600 cyc/h 140 °F (60 °C)

## Complementary

Coil technology	Without built-in suppressor module
Control circuit voltage limits	0.3...0.6 Uc -40...140 °F (-40...60 °C) drop-out AC 50/60 Hz 0.8...1.1 Uc -40...140 °F (-40...60 °C) operational AC 50 Hz 0.85...1.1 Uc -40...140 °F (-40...60 °C) operational AC 60 Hz
Inrush power in VA	70 VA 60 Hz 0.75 68 °F (20 °C)) 70 VA 50 Hz 0.75 68 °F (20 °C))
Hold-in power consumption in VA	7.5 VA 60 Hz 0.3 68 °F (20 °C)) 7 VA 50 Hz 0.3 68 °F (20 °C))
Heat dissipation	2...3 W 50/60 Hz
Auxiliary contacts type	Mechanically linked 1 NO + 1 NC IEC 60947-5-1 Mirror contact 1 NC IEC 60947-4-1
Signalling circuit frequency	25...400 Hz
Minimum switching current	5 mA signalling circuit
Minimum switching voltage	17 V signalling circuit
Non-overlap time	1.5 Ms on de-energisation between NC and NO contact 1.5 ms on energisation between NC and NO contact
Insulation resistance	> 10 MOhm signalling circuit

## Environment

IP degree of protection	IP20 front face IEC 60529
Climatic withstand	IACS E10 IEC 60947-1 Annex Q category D
Protective treatment	TH IEC 60068-2-30
Pollution degree	3
Ambient air temperature for operation	-40...140 °F (-40...60 °C) 140...158 °F (60...70 °C) with derating
Ambient Air Temperature for Storage	-76...176 °F (-60...80 °C)
Operating altitude	0...9842.52 ft (0...3000 m)
Fire resistance	1562 °F (850 °C) IEC 60695-2-1
Mechanical robustness	Vibrations contactor open2 Gn, 5...300 Hz Vibrations contactor closed4 Gn, 5...300 Hz Shocks contactor closed15 Gn for 11 ms Shocks contactor open8 Gn for 11 ms
Height	4.13 in (105 mm)
Width	1.77 in (45 mm)
Depth	3.90 in (99 mm)
Net Weight	0.94 lb(US) (0.425 kg)






## Ordering and shipping details

Category	22354-CTR, TESYS D, OPEN, 9-38A AC
Discount Schedule	I12
GTIN	3389110577495
Nbr. of units in pkg.	1
Package weight(Lbs)	16.37 oz (464.0 g)
Returnability	Yes
Country of origin	ID

## Packing Units

Unit Type of Package 1	PCE
Package 1 Height	2.28 in (5.8 cm)
Package 1 width	3.74 in (9.5 cm)
Package 1 Length	4.72 in (12 cm)
Unit Type of Package 2	S02
Number of Units in Package 2	16
Package 2 Weight	17.64 lb(US) (8.001 kg)
Package 2 Height	5.91 in (15 cm)
Package 2 width	11.81 in (30 cm)
Package 2 Length	15.75 in (40 cm)

## Offer Sustainability

Sustainable offer status	Green Premium product
California proposition 65	WARNING: This product can expose you to chemicals including: Antimony oxide & Antimony trioxide, which is known to the State of California to cause cancer. For more information go to <a href="http://www.P65Warnings.ca.gov">www.P65Warnings.ca.gov</a>
REACH Regulation	 <a href="#">REACH Declaration</a>
REACH free of SVHC	Yes
EU RoHS Directive	Compliant  <a href="#">EU RoHS Declaration</a>
Toxic heavy metal free	Yes
Mercury free	Yes
RoHS exemption information	 <a href="#">Yes</a>
China RoHS Regulation	 <a href="#">China RoHS Declaration</a>
Environmental Disclosure	 <a href="#">Product Environmental Profile</a>

---

Circularity Profile	<a href="#">End Of Life Information</a>
WEEE	The product must be disposed on European Union markets following specific waste collection and never end up in rubbish bins.
PVC free	Yes

---

### Contractual warranty

---

Warranty	18 months
----------	-----------

---