

# LC1D128M7

IEC contactor, TeSys Deca, nonreversing,  
25A resistive, 4 pole, 2 NO and 2 NC, 220VAC  
50/60Hz coil, open style

---



## Main

Range	TeSys TeSys Deca
Product name	TeSys D TeSys Deca
Product or Component Type	Contacteur
Device short name	LC1D
Contacteur application	Resistive load
Utilisation category	AC-1
Poles description	4P
Power pole contact composition	2 NO + 2 NC
[Ue] rated operational voltage	Power circuit <= 690 V AC 25...400 Hz Power circuit <= 300 V DC
[Ie] rated operational current	25 A 140 °F (60 °C)) <= 440 V AC AC-1 power circuit
Control circuit type	AC 50/60 Hz
[Uc] control circuit voltage	220 V AC 50/60 Hz
Auxiliary contact composition	1 NO + 1 NC
[Uimp] rated impulse withstand voltage	6 kV IEC 60947
Overvoltage category	III
[Ith] conventional free air thermal current	25 A 140 °F (60 °C) power circuit 10 A 140 °F (60 °C) signalling circuit
Irms rated making capacity	250 A 440 V power circuit IEC 60947 140 A AC signalling circuit IEC 60947-5-1 250 A DC signalling circuit IEC 60947-5-1
Rated breaking capacity	250 A 440 V power circuit IEC 60947
[Icw] rated short-time withstand current	105 A 104 °F (40 °C) - 10 s power circuit 210 A 104 °F (40 °C) - 1 s power circuit 30 A 104 °F (40 °C) - 10 min power circuit 61 A 104 °F (40 °C) - 1 min power circuit 100 A - 1 s signalling circuit 120 A - 500 ms signalling circuit 140 A - 100 ms signalling circuit
Associated fuse rating	10 A gG signalling circuit IEC 60947-5-1 40 A gG <= 690 V type 1 power circuit 25 A gG <= 690 V type 2 power circuit
Average impedance	2.5 mOhm - Ith 25 A 50 Hz power circuit
[Ui] rated insulation voltage	Power circuit 690 V IEC 60947-4-1 Power circuit 600 V CSA Power circuit 600 V UL Signalling circuit 690 V IEC 60947-1 Signalling circuit 600 V CSA Signalling circuit 600 V UL
Electrical durability	0.8 Mcycles 25 A AC-1 <= 440 V
Power dissipation per pole	1.56 W AC-1
Front cover	With
Mounting Support	Plate Rail
Standards	CSA C22.2 No 14 EN 60947-4-1 EN 60947-5-1 IEC 60947-4-1 IEC 60947-5-1 UL 508 IEC 60335-1

Product Certifications	UL DNV CCC LROS (Lloyds register of shipping) BV CSA RINA GOST GL UKCA
Connections - terminals	Power circuit screw clamp terminals 1 0.00...0.01 in <sup>2</sup> (1...4 mm <sup>2</sup> )flexible without cable end Power circuit screw clamp terminals 2 0.00...0.01 in <sup>2</sup> (1...4 mm <sup>2</sup> )flexible without cable end Power circuit screw clamp terminals 1 0.00...0.01 in <sup>2</sup> (1...4 mm <sup>2</sup> )flexible with cable end Power circuit screw clamp terminals 2 0.00...0.00 in <sup>2</sup> (1...2.5 mm <sup>2</sup> )flexible with cable end Power circuit screw clamp terminals 1 0.00...0.01 in <sup>2</sup> (1...4 mm <sup>2</sup> )solid without cable end Power circuit screw clamp terminals 2 0.00...0.01 in <sup>2</sup> (1...4 mm <sup>2</sup> )solid without cable end Control circuit screw clamp terminals 1 0.00...0.01 in <sup>2</sup> (1...4 mm <sup>2</sup> )flexible without cable end Control circuit screw clamp terminals 2 0.00...0.01 in <sup>2</sup> (1...4 mm <sup>2</sup> )flexible without cable end Control circuit screw clamp terminals 1 0.00...0.01 in <sup>2</sup> (1...4 mm <sup>2</sup> )flexible with cable end Control circuit screw clamp terminals 2 0.00...0.00 in <sup>2</sup> (1...2.5 mm <sup>2</sup> )flexible with cable end Control circuit screw clamp terminals 1 0.00...0.01 in <sup>2</sup> (1...4 mm <sup>2</sup> )solid without cable end Control circuit screw clamp terminals 2 0.00...0.01 in <sup>2</sup> (1...4 mm <sup>2</sup> )solid without cable end
Tightening torque	Power circuit 15.05 lbf.in (1.7 N.m) screw clamp terminals flat Ø 6 mm Power circuit 15.05 lbf.in (1.7 N.m) screw clamp terminals Philips No 2 Control circuit 15.05 lbf.in (1.7 N.m) screw clamp terminals flat Ø 6 mm Control circuit 15.05 lbf.in (1.7 N.m) screw clamp terminals Philips No 2 Control circuit 15.05 lbf.in (1.7 N.m) screw clamp terminals pozidriv No 2 Power circuit 15.05 lbf.in (1.7 N.m) screw clamp terminals pozidriv No 2
Operating time	12...22 ms closing 4...19 ms opening
Safety reliability level	B10d = 1369863 cycles contactor with nominal load EN/ISO 13849-1 B10d = 20000000 cycles contactor with mechanical load EN/ISO 13849-1
Mechanical durability	15 Mcycles
Maximum operating rate	3600 cyc/h 140 °F (60 °C)

## Complementary

Coil technology	Without built-in suppressor module
Control circuit voltage limits	0.3...0.6 Uc -40...158 °F (-40...70 °C) drop-out AC 50/60 Hz 0.8...1.1 Uc -40...140 °F (-40...60 °C) operational AC 50 Hz 0.85...1.1 Uc -40...140 °F (-40...60 °C) operational AC 60 Hz 1...1.1 Uc 140...158 °F (60...70 °C) operational AC 50/60 Hz
Inrush power in VA	70 VA 60 Hz 0.75 68 °F (20 °C)) 70 VA 50 Hz 0.75 68 °F (20 °C))
Hold-in power consumption in VA	7.5 VA 60 Hz 0.3 68 °F (20 °C)) 7 VA 50 Hz 0.3 68 °F (20 °C))
Heat dissipation	2...3 W 50/60 Hz
Auxiliary contacts type	Mechanically linked 1 NO + 1 NC IEC 60947-5-1 Mirror contact 1 NC IEC 60947-4-1
Signalling circuit frequency	25...400 Hz
Minimum switching current	5 mA signalling circuit
Minimum switching voltage	17 V signalling circuit

Non-overlap time	1.5 Ms on de-energisation between NC and NO contact 1.5 ms on energisation between NC and NO contact
Insulation resistance	> 10 MOhm signalling circuit

## Environment

IP degree of protection	IP20 front face IEC 60529
Climatic withstand	IACS E10 IEC 60947-1 Annex Q category D
Protective treatment	TH IEC 60068-2-30
Pollution degree	3
Ambient air temperature for operation	-40...140 °F (-40...60 °C) 140...158 °F (60...70 °C) with derating
Ambient Air Temperature for Storage	-76...176 °F (-60...80 °C)
Operating altitude	0...9842.52 ft (0...3000 m)
Fire resistance	1562 °F (850 °C) IEC 60695-2-1
Mechanical robustness	Vibrations contactor open2 Gn, 5...300 Hz Vibrations contactor closed4 Gn, 5...300 Hz Shocks contactor open10 Gn for 11 ms Shocks contactor closed15 Gn for 11 ms
Height	3.35 in (85 mm)
Width	1.77 in (45 mm)
Depth	3.62 in (92 mm)
Net Weight	0.80 lb(US) (0.365 kg)




## Ordering and shipping details

Category	22354-CTR, TESYS D, OPEN, 9-38A AC
Discount Schedule	I12
GTIN	3389110577488
Nbr. of units in pkg.	1
Package weight(Lbs)	13.69 oz (388.0 g)
Returnability	No
Country of origin	ID

## Packing Units

Unit Type of Package 1	PCE
Package 1 Height	2.17 in (5.5 cm)
Package 1 width	3.74 in (9.5 cm)
Package 1 Length	4.72 in (12 cm)
Unit Type of Package 2	S02
Number of Units in Package 2	16
Package 2 Weight	15.04 lb(US) (6.822 kg)
Package 2 Height	5.91 in (15 cm)
Package 2 width	11.81 in (30 cm)
Package 2 Length	15.75 in (40 cm)

## Offer Sustainability

Sustainable offer status	Green Premium product
California proposition 65	WARNING: This product can expose you to chemicals including: Antimony oxide & Antimony trioxide, which is known to the State of California to cause cancer. For more information go to <a href="http://www.P65Warnings.ca.gov">www.P65Warnings.ca.gov</a>
REACH Regulation	 <a href="#">REACH Declaration</a>
REACH free of SVHC	Yes
EU RoHS Directive	Compliant  <a href="#">EU RoHS Declaration</a>
Toxic heavy metal free	Yes
Mercury free	Yes
RoHS exemption information	 Yes

China RoHS Regulation	<a href="#">China RoHS Declaration</a>
Environmental Disclosure	<a href="#">Product Environmental Profile</a>
Circularity Profile	<a href="#">End Of Life Information</a>
WEEE	The product must be disposed on European Union markets following specific waste collection and never end up in rubbish bins.
PVC free	Yes

### Contractual warranty

Warranty	18 months
----------	-----------