

## LR9D02

Overload relay, TeSys LRD, motor protection, withstand 6kV impulse and 2kV surge, 0.4A to 2A, electronic, thermal



### Main

|                                     |  |
|-------------------------------------|--|
| Range                               | TeSys  |
| Product name                        | TeSys LRD  |
| Device short name                   | LR9D   |
| Product or Component Type           | Electronic thermal overload relay  |
| Relay application                   | Motor protection   |
| Product Compatibility               | LC1D25<br>LC1D09<br>LC1D32<br>LC1D38<br>LC1D18<br>LC1D12                               |
| Thermal overload class              | Class 5...30   |
| Thermal protection adjustment range | 0.4...2 A  |
| Power Consumption in W              | 300 mW   |
| Mounting support                    | Under contactor<br>Plate, with specific accessories<br>Rail, with specific accessories |

### Complementary

|   |   |
|---|---|
| [Ue] rated operational voltage              | 690 V power circuit<br>660 V signalling circuit   |
| [Ui] rated insulation voltage               | Power circuit 1000 V<br>Signalling circuit 690 V  |
| Tripping threshold                          | 1.25 In IEC 60947-4-1   |
| Control type                                | Red push-button stop and manual reset<br>White 2 microswitches adjustable trip class<br>Red knob automatic reset<br>White dial full-load current adjustment   |
| Time range                                  | 1.5...4 min - automatic reset time  |
| [Ith] conventional free air thermal current | 5 A signalling circuit  |
| Associated fuse rating                      | 5 A gG signalling circuit<br>5 A BS signalling circuit  |
| [Uimp] rated impulse withstand voltage      | 6 kV  |
| Phase failure sensitivity                   | Phase difference > 40% 3 s IEC 60947-4-1  |
| Electromagnetic compatibility               | Surge withstand 2 kV common mode IEC 61000-4-5<br>Resistance to electrostatic discharge 8 kV IEC 61000-4-2<br>Immunity to radiated radio-electrical interference 10 V/m IEC 61000-4-3<br>Immunity to fast transients 2 kV IEC 61000-4-4             |
| Connections - terminals                     | Control circuit screw clamp terminals 1 0.00 in <sup>2</sup> (2.5 mm <sup>2</sup> ) solid or flexible - without cable end<br>Power circuit screw clamp terminals 1 0.02 in <sup>2</sup> (16 mm <sup>2</sup> ) solid or flexible - without cable end |
| Tightening torque                           | Control circuit 0.8 N.m screw clamp terminals<br>Power circuit 3.1 N.m screw clamp terminals  |
| Height                                      | 2.85 in (72.5 mm)   |
| Width                                       | 1.77 in (45 mm)   |
| Depth                                       | 3.15 in (79.9 mm)   |
| Net Weight                                  | 0.40 lb(US) (0.18 kg)   |

The information provided in this documentation contains general descriptions and/or technical characteristics of the performance of the products contained herein. This documentation is not intended as a substitute for and is not to be used for determining suitability or reliability of these products for specific user applications. It is the duty of any such user or integrator to perform the appropriate and complete risk analysis, evaluation and testing of the products with respect to the relevant specific application or use thereof. Neither Schneider Electric Industries SAS nor any of its affiliates or subsidiaries shall be responsible or liable for misuse of the information contained herein.

## Environment

|                                       |  |
|---------------------------------------|--|
| Standards                             | EN/IEC 60947-4-1<br>EN/IEC 60947-5-1<br>UL 60947-4-1<br>UL 60947-5-1<br>CSA C22.2 No 60947-4-1<br>CSA C22.2 No 60947-5-1<br>GB/T 14048.4<br>GB/T 14048.5 |
| Product Certifications                | IECEE CB Scheme<br>UL<br>CSA<br>CCC  |
| IP degree of protection               | IP20 front face IEC 60529  |
| Ambient air temperature for operation | -13...158 °F (-25...70 °C) IEC 60255-8   |
| Ambient Air Temperature for Storage   | -67...176 °F (-55...80 °C)   |
| Operating altitude                    | 6561.68 ft (2000 m) without derating   |
| Mechanical robustness                 | Vibrations 10...150 Hz6 Gn IEC 60068-2-6<br>Shocks 11 ms15 gn IEC 60068-2-7  |
| Dielectric strength                   | 6 kV 50 Hz IEC 60255-5   |




## Ordering and shipping details

|                       |   |
|-----------------------|---|
| Category              | 22348-LR9D ELECTRONIC OVERLOAD RELAY 0.1-110A |
| Discount Schedule     | I12   |
| GTIN                  | 3606485420936                                 |
| Nbr. of units in pkg. | 1   |
| Package weight(Lbs)   | 7.30 oz (207.0 g)                             |
| Returnability         | Yes   |
| Country of origin     | CN  |

## Packing Units

|                              |                           |
|------------------------------|---------------------------|
| Unit Type of Package 1       | PCE                       |
| Package 1 Height             | 2.17 in (5.5 cm)          |
| Package 1 width              | 2.95 in (7.5 cm)          |
| Package 1 Length             | 3.62 in (9.2 cm)          |
| Unit Type of Package 2       | S02                       |
| Number of Units in Package 2 | 30                        |
| Package 2 Weight             | 14.43 lb(US) (6.544 kg)   |
| Package 2 Height             | 5.91 in (15 cm)           |
| Package 2 width              | 11.81 in (30 cm)          |
| Package 2 Length             | 15.75 in (40 cm)          |
| Unit Type of Package 3       | P06                       |
| Number of Units in Package 3 | 480                       |
| Package 3 Weight             | 268.66 lb(US) (121.86 kg) |
| Package 3 Height             | 19.69 in (50 cm)          |
| Package 3 width              | 31.50 in (80 cm)          |
| Package 3 Length             | 23.62 in (60 cm)          |

## Offer Sustainability

|                            |   |
|----------------------------|---|
| Sustainable offer status   | Green Premium product   |
| California proposition 65  | WARNING: Cancer and Reproductive Harm - www.P65Warnings.ca.gov  |
| REACH Regulation           |  <a href="#">REACH Declaration</a>             |
| REACH free of SVHC         | Yes   |
| EU RoHS Directive          | Compliant  <a href="#">EU RoHS Declaration</a> |
| Mercury free               | Yes   |
| RoHS exemption information |  <a href="#">Yes</a>                           |

---

|                          |  |
|--------------------------|--|
| China RoHS Regulation    | <a href="#">China RoHS Declaration</a>   |
| Environmental Disclosure | <a href="#">Product Environmental Profile</a>  |
| Circularity Profile      | <a href="#">End Of Life Information</a>  |
| WEEE                     | The product must be disposed on European Union markets following specific waste collection and never end up in rubbish bins. |

---