

Product data sheet

Specifications



Isolated analog converter, Harmony Analog, 0â€¦10V or 4...20mA to 0â€¦10V or 4...20mA

RMCN22BD

Product availability: Stock - Normally stocked in distribution facility

Main

Range of Product	Harmony Analog
Product or Component Type	Voltage/current converter
Analogue input type	Current 4...20 mA Voltage 0...10 V DC
Analogue output type	Current 4...20 mA \leq 500 Ohm by cabling Voltage 0...10 V \geq 100 kOhm by cabling

Complementary

Protection Type	Short-circuit protection on output Overvoltage protection on output (+/- 30 V) Reverse polarity protection on output
abnormal analogue output voltage	-15...0 V no input or input wire broken
abnormal analogue output current	4...30 mA no input or input wire broken
[Us] rated supply voltage	24 V DC +/- 20 %, non isolated
Current consumption	\leq 40 mA voltage output \leq 60 mA current output
Local signalling	for power ON LED (green)
Measurement error	+/- 5 % of full scale 20 °C temporary performance degradation when subject to electromagnetic interference)
Repeat accuracy	+/- 0.2 % full scale 20 °C +/- 0.6 % full scale 60 °C
Temperature coefficient	200 ppm/°C
Clamping Connection Capacity	1 x 2.5 mm ² 2 x 1.5 mm ²
Tightening torque	5.3...9.7 lbf.in (0.6...1.1 N.m)
Marking	CE
Surge withstand	0.5 kV 1.2/50 μ s IEC 61000-4-5
[Ui] Rated Insulation Voltage	2 kV
Fixing mode	By screws (mounting plate) Clip-on (35 mm symmetrical DIN rail)
Safety reliability data	MTTFd = 73.2 years B10d = 67582
Product Weight	0.26 lb(US) (0.12 kg)

Environment

Standards	IEC 60584-1 IEC 60947-1
-----------	----------------------------

Price is "List Price" and may be subject to a trade discount – check with your local distributor or retailer for actual price.

Product Certifications	GL CSA UL
IP degree of protection	IP20 terminal block) IP50 housing)
Fire resistance	1562 °F (850 °C) IEC 60695-2-1 1562 °F (850 °C) UL
Shock resistance	50 gn 11 ms IEC 60068-2-27
Vibration resistance	5 gn (f= 10...100 Hz) conforming to IEC 60068-2-6
Resistance to electrostatic discharge	6 kV in contact)IEC 61000-4-2 level 3 8 kV in air)IEC 61000-4-2 level 3
Resistance to fast transients	1 kV IEC 61000-4-4 on input-output) 2 kV IEC 61000-4-4 on power supply)
Disturbance radiated/conducted	CISPR 22 group 1 - class B CISPR 11
Ambient Air Temperature for Storage	-40...185 °F (-40...85 °C)
Ambient Air Temperature for Operation	32...122 °F (0...50 °C) mounting side by side 32...140 °F (0...60 °C) 2 cm spacing
Pollution degree	2 IEC 60664-1

Ordering and shipping details

Category	US10CP222375
Discount Schedule	0CP2
GTIN	3389110108903
Returnability	Yes
Country of origin	US

Packing Units

Unit Type of Package 1	PCE
Number of Units in Package 1	1
Package 1 Height	3.35 in (8.500 cm)
Package 1 Width	1.02 in (2.600 cm)
Package 1 Length	3.15 in (8.000 cm)
Package 1 Weight	3.527 oz (100.000 g)
Unit Type of Package 2	S02
Number of Units in Package 2	47
Package 2 Height	5.91 in (15.000 cm)
Package 2 Width	11.81 in (30.000 cm)
Package 2 Length	15.75 in (40.000 cm)
Package 2 Weight	12.125 lb(US) (5.500 kg)

Contractual warranty

Warranty	18 months
-----------------	-----------

Environmental Data

Schneider Electric aims to achieve Net Zero status by 2050 through supply chain partnerships, lower impact materials, and circularity via our ongoing “Use Better, Use Longer, Use Again” campaign to extend product lifetimes and recyclability.

[Environmental Data explained >](#)

[How we assess product sustainability >](#)

Environmental footprint

Carbon footprint (kg CO2 eq, Total Life cycle) 40

Environmental Disclosure [Product Environmental Profile](#)

Use Better

Materials and Substances

Packaging made with recycled cardboard Yes

Packaging without single use plastic Yes

[EU RoHS Directive](#) Pro-active compliance (Product out of EU RoHS legal scope)

SCIP Number A23b5c8f-6893-4fd3-af99-564158dacf76

California proposition 65 **WARNING:** This product can expose you to chemicals including: Nickel compounds, which is known to the State of California to cause cancer, and Di-isodecyl phthalate (DIDP), which is known to the State of California to cause birth defects or other reproductive harm. For more information go to www.P65Warnings.ca.gov

Use Again

Repack and remanufacture

Circularity Profile [End of Life Information](#)

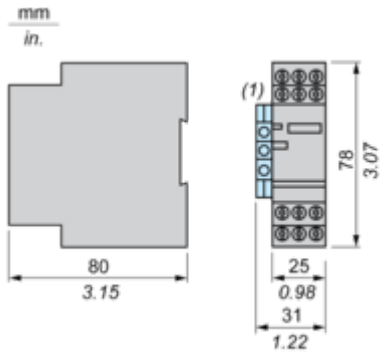
Take-back No

WEEE  The product must be disposed on European Union markets following specific waste collection and never end up in rubbish bins.

Dimensions Drawings

Analog Interface (Converter)

Dimensions

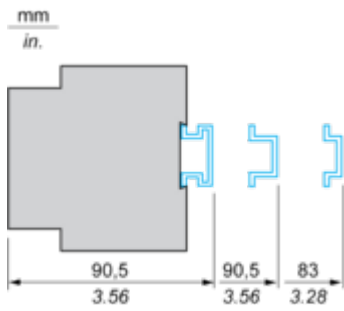


(1) Terminal block AB1TP435U or AB1RRNTP435U2

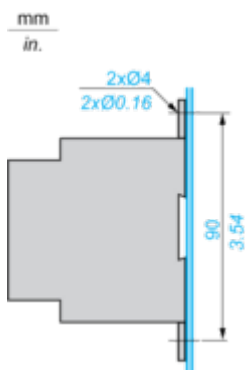
Mounting and Clearance

Mounting

Mounting on Rails AM1•••••



Panel Mounting

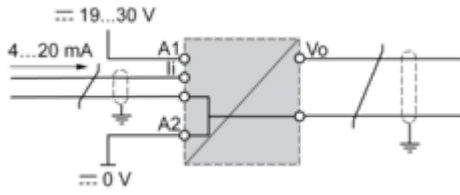


Connections and Schema

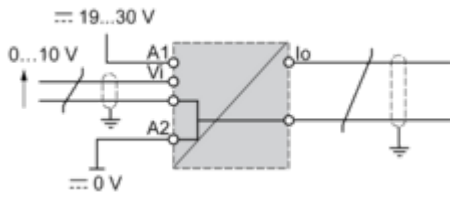
Analog Interface: Voltage/Current Converter

Wiring Diagrams

Current input signal



Voltage input signal



The input, output and power supply lines must be kept away from the power cables to avoid effects due to induced interference.

The supply, input and output cables must be shielded as indicated in the schemes and must be kept away from each other.

Technical Illustration

Dimensions

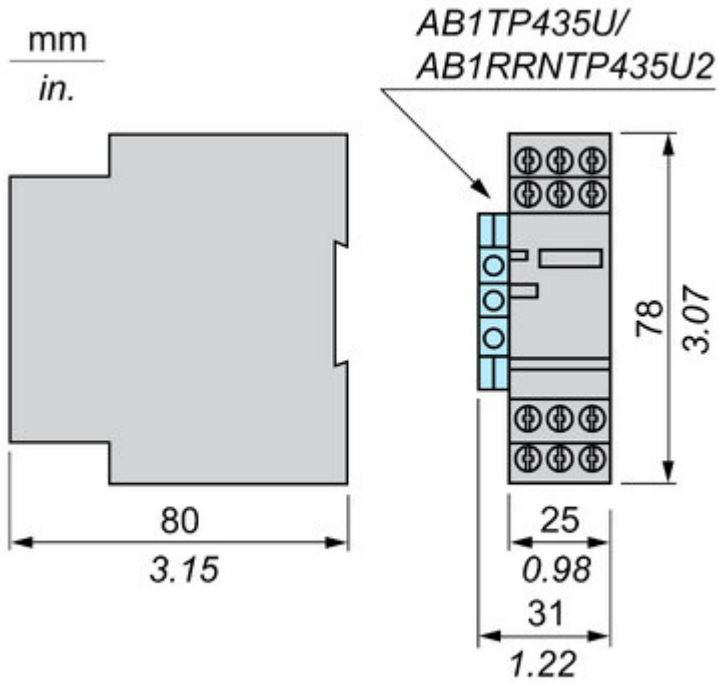


Image of product / Alternate images

Alternative

