

# BGA24040Y1

Circuit breaker, PowerPact B, 40A, 2 pole,  
480Y/277VAC, 35kA, I-Line, thermal magnetic,  
80%, AB



## Main

Range	PowerPact
Product name	PowerPact B
Device short name	BG 040
Product or Component Type	Circuit breaker
Device Application	Distribution

## Complementary

Line Rated Current	40 A
Number of Poles	2P
Control Type	Toggle
Breaking capacity code	G
Breaking capacity	65 KA 208Y/120 V AC 50/60 Hz UL 489 65 KA 240 V AC 50/60 Hz UL 489 35 KA 480/277 V AC 50/60 Hz UL 489 35 KA 480 V AC 50/60 Hz UL 489 20 KA 250 V DC UL 489 20 KA 600Y/347 V AC 50/60 Hz UL 489
[Ue] rated operational voltage	525 V AC 50/60 Hz UL 489
Network Frequency	50/60 Hz
[Ics] rated service breaking capacity	65 KA 220...240 V AC 50/60 Hz IEC 60947-2 18 KA 500...525 V AC 50/60 Hz IEC 60947-2 35 KA 380...415 V AC 50/60 Hz IEC 60947-2 35 KA 440 V AC 50/60 Hz IEC 60947-2
[Uimp] rated impulse withstand voltage	8 kV IEC 60947-2
Trip unit technology	Thermal-magnetic
Continuous current rating	80 %
[Ui] rated insulation voltage	800 V IEC 60947-2
Suitability for isolation	Yes IEC 60947-2
Utilisation category	Category A
Mechanical durability	20000 cycles IEC 947-1 Annex K ed 5.2
Electrical durability	10000 cycles IEC 947-1 Annex K ed 5.2 440 V In
Connection pitch	1.06 in (27 mm)
AWG gauge	AWG 14...AWG 2/0 aluminium/copper
Local signalling	Presence of auxiliary contacts (flag green)
Mounting mode	I-Line
Electrical connection	I-Line connection line Lugs load
Mounting Height	3.00 in (76.2 mm)
Tightening torque	31.86...38.94 Lbf.in (3.6...4.4 N.m) 0.00...0.01 in <sup>2</sup> (2.5...6 mm <sup>2</sup> ) (AWG 14...AWG 10) 44.25...54.87 lbf.in (5...6.2 N.m) 0.02...0.11 in <sup>2</sup> (10...70 mm <sup>2</sup> ) (AWG 8...AWG 2/0)
Number of slots	1 auxiliary switch OF plug-in) 1 voltage release MN or MX plug-in)

The information provided in this documentation contains general descriptions and/or technical characteristics of the performance of the products contained herein. This documentation is not intended as a substitute for and is not to be used for determining suitability or reliability of these products for specific user applications. It is the duty of any such user or integrator to perform the appropriate and complete risk analysis, evaluation and testing of the products with respect to the relevant specific application or use thereof. Neither Schneider Electric Industries SAS nor any of its affiliates or subsidiaries shall be responsible or liable for misuse of the information contained herein.

Power wire stripping length	0.79 in (20 mm)
Color	Gray RAL 7016)
9 mm pitches	6
Height	5.39 in (137 mm)
Width	2.13 in (54 mm)
Depth	3.50 in (89 mm)
Net Weight	2.10 lb(US) (0.952 kg)
Quantity per Set	Set of 1
Phase connection	AB

## Environment

Quality labels	CE
Standards	GB 14048.2 NMX J-266 CSA C22.2 No 5 EN/IEC 60947-5-1 NEMA AB1 UL 489 EN/IEC 60947-2
Product certifications	UL IEC CCC EAC CSA NOM
IP degree of protection	Front cover IP40 IEC 60529
IK degree of protection	IK07 IEC 62262
Pollution degree	3 IEC 60947-1
Ambient Air Temperature for Operation	-13...158 °F (-25...70 °C)
Ambient Air Temperature for Storage	-58...185 °F (-50...85 °C)
Operating altitude	< 6561.68 ft (2000 m) without derating 5000 m with derating




## Ordering and shipping details

Category	01134-BGA I-LINE BREAKER
Discount Schedule	DE2
GTIN	785901457329
Nbr. of units in pkg.	1
Package weight(Lbs)	2.90 lb(US) (1.315 kg)
Returnability	Yes
Country of origin	MX

## Packing Units

Unit Type of Package 1	PCE
Package 1 Height	5.39 in (13.7 cm)
Package 1 width	2.13 in (5.4 cm)
Package 1 Length	3.50 in (8.9 cm)

## Offer Sustainability

Sustainable offer status	Green Premium product
California proposition 65	WARNING: This product can expose you to chemicals including: DINP, which is known to the State of California to cause cancer, and DIDP, which is known to the State of California to cause birth defects or other reproductive harm. For more information go to <a href="http://www.P65Warnings.ca.gov">www.P65Warnings.ca.gov</a>
REACH Regulation	 <a href="#">REACH Declaration</a>
EU RoHS Directive	Compliant  <a href="#">EU RoHS Declaration</a>
Mercury free	Yes
RoHS exemption information	 Yes

China RoHS Regulation	<a href="#">China RoHS Declaration</a>
Environmental Disclosure	<a href="#">Product Environmental Profile</a>
WEEE	The product must be disposed on European Union markets following specific waste collection and never end up in rubbish bins.
PVC free	Yes
Halogen content performance	Halogen free product