



<b>Project:</b>	<b>Type:</b>
<b>Prepared By:</b>	<b>Date:</b>

Driver Info		LED Info	
Type	Constant Current	Watts	17W
120V	0.18A	Color Temp	2700/3000/3500/4000/5000K
208V	0.11A	Color Accuracy	90 CRI
240V	0.10A	L70 Lifespan	50,000 Hours
277V	0.09A	Lumens	1,150 lm
Input Watts	17W	Efficacy	55

**Technical Specifications**

**Performance**

**Product Type:**

Flush Mount

**Description:**

5-CCT selectable, back-lit LED retrofit fixture. Installs on standard junction boxes. Dimmable models available for 0-10V or TRIAC dimming systems with optional microwave sensor and/or integrated emergency battery backup.

**Wattage Equivalency:**

75W Incandescent

**Input Wattage:**

17W

**Nominal Lumens:**

1,150lm

**Efficacy:**

55lm/W

**Measured Lumens:**

1161lm @ 2700K; 1258lm @ 3000K; 1305lm @ 3500K; 1308lm @ 4000K; 1235lm @ 5000K

**Lifespan:**

50,000-Hour LED lifespan based on IES LM-70 results

**Electrical**

**Driver:**

Constant Current, Class 2

**THD:**

20%

**Power Factor:**

>0.9@120V

**Dimmable:**

Yes, dimmable down to 10% on compatible 0-10V dimming systems. See Dimmer Compatibility List. Requires separate 0-10V DC dimming circuit.

**Input Voltage:**

120-277V

**Operating Frequency:**

60 Hz

**Input Current @ 120V (mA):**

180mA

**Input Current @ 208V (mA):**

105mA

**Input Current @ 240V (mA):**

95mA

**Input Current @ 277V (mA):**

85mA

**Operating Temperature:**

-4°F to 104°F (-20°C to 40°C)

**Emergency Operation:**

90 minutes

**Battery Recharge Time:**

24 hours

**Sensor Settings**

**Sensor Connection Type:**

Integrated, behind the lens

**Max Mounting Height:**

9 ft

**Detection Range:**

20 ft diameter at 9 ft mounting height

**Sensor Technology:**

Microwave (MVS)

**Default Setting:**

30 second timeout

**Adjustable Sensor Settings?:**

Yes, using MSR1 remote.

## Technical Specifications (continued)

### Sensing Type:

Occupancy, Vacancy

### Occupied Actions:

On at 100% dim level

### Vacant Actions:

Off

### Occupancy Timeout:

30 seconds

## LED Characteristics

### Beam Angle:

130°

### Color Temperature:

Field adjustable via dip switch  
2700/3000/3500/4000/5000K

### Color Accuracy (CRI):

90 CRI

### R9 Value:

High color performance with R9 greater than 50

### Color Consistency:

<4-step (2700K & 5000K); <7-step  
(3000K/3500K/4000K) MacAdam Ellipse binning to  
achieve consistent fixture-to-fixture color

### Color Stability:

LED color temperature is warrantied to shift no more  
than 200K in color temperature over a 5-year period

### Color Uniformity:

RAB's range of Correlated Color Temperature follows  
the guidelines of the American National Standard for  
Specifications for the Chromaticity of Solid State  
Lighting (SSL) Products, ANSI C78.377-2017.

## Installation

### Mounting:

Surface mount

## Construction

### Size:

11"

### Shape:

Round

### Finish:

White

### Enclosure Material:

Plastic

### Trim Style:

Smooth

### Lens Finish:

Frosted

### Lens:

Polycarbonate light diffuser distributes light evenly  
and smoothly for general lighting applications

## Compliance

### Listings:

UL Listed

### Environment:

Suitable for use indoors and outdoors in dry, damp,  
or wet environments.

### IC Rated:

No

### Air Tight:

No

### DLC Listed:

No

### Certification Model Number:

DLS0186(CRVFAS-11R/MVS/EM)

### California Title 20 Compliant:

No

### California Title 24 JA8 Compliant:

Can be used to conform with the requirements of  
California Title 24 Part 6

### California Energy Commission (CEC) Status:

Lawful for Sales in California

### NEC Compliant:

Suitable for use in closets. Compliant with NEC Sec.  
410.16 (A)(1) and 410.16 (C1).

### IESNA LM-79 & LM-80 Testing:

RAB LED luminaires and LED components have been  
tested by an independent laboratory in accordance  
with IESNA LM-79 and LM-80.

### RoHS:

Mercury and UV free. RoHS-compliant components.

### FCC:

Complies with Part 15 of the FCC Rules

## Other

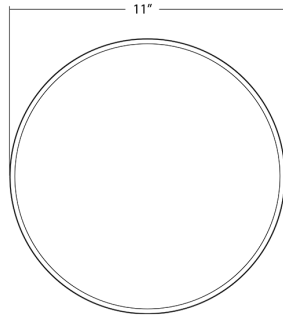
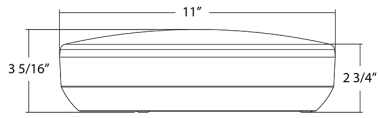
### Compatible Accessories:

CRVFA-CONVERTIBLE-KIT  
Pendant mount kit for CRVFA

### 5-Year, No-Compromise Warranty:

RAB warrants that our LED products will be free from  
defects in materials and workmanship for a period of  
five (5) years from the date of delivery to the end  
user, including coverage of light output, color  
stability, driver performance and fixture finish. RAB's  
warranty is subject to all terms and conditions found  
at [rablighting.com/warranty](http://rablighting.com/warranty).

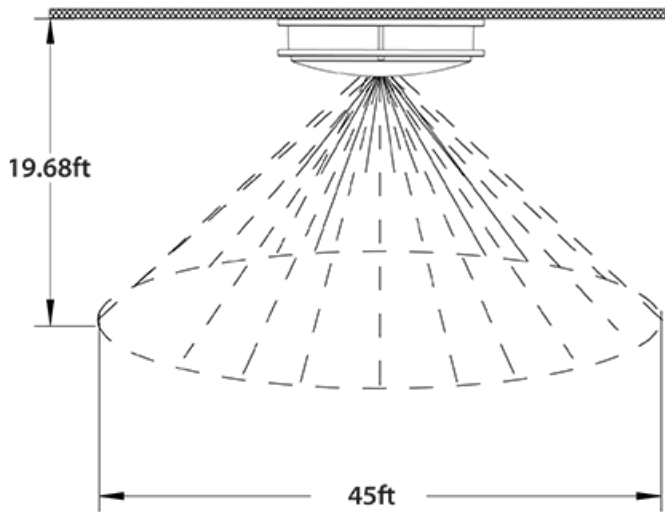
## Dimensions



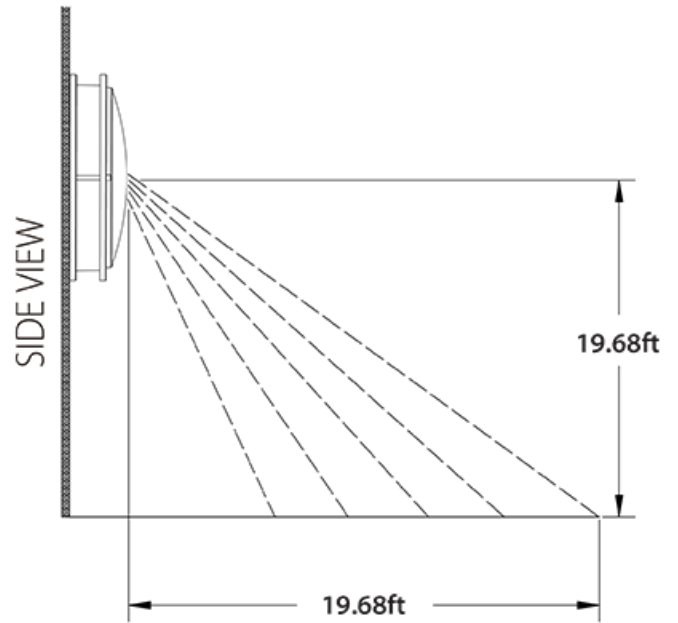
## Features

- Surface mount to ceiling or wall
- Field-adjustable "set and forget" color temperature
- Diffused lens provides soft, smooth light
- Ideal for hospitality and multi-family residential applications
- Suitable for wet and damp locations

## Coverage Pattern



Ceiling Mount



Wall Mount

## Ordering Matrix

Family	Type/Finish	Size/Wattage	Shape	CRI/Color Temp	Driver	Sensor	Battery Backup
CRVFA	S	11	R			/MVS	/EM
	S = Smooth, White	19 = 19", 35W 18 = 18", 35W 14 = 14", 21W 12 = 12", 17W 11 = 11", 17W	R = Round	Blank = 90CRI, 2700/3000/3500/4000/5000K CCT Adjustable	Blank = 120-277V, 0-10V Dimming	/MVS = Microwave Occupancy Sensor	/EM = Emergency Battery Backup