

PRODUCT SPECIFICATIONS

LED Light Engine 2 step MacAdam ellipse binning • 2700K, 3000K, 3500K, or 4000K CCTs are available with 80 CRI minimum • 2700K and 3000K also available with 90 CRI and 95 CRI minimum (R9>90).

Quiet, Glare-free Ceiling 45° visual cutoff to source and source image.

Modular Optics Available with 12°, 24°, 35° and 50° field interchangeable optics • 20°, 30°, 40°, 45° and 60° FWHM can be achieved with diffusing films and 12° optic • Patented (US Patent 8,950,911) auto-adjusting optic holder maximizes efficiency by maintaining optimal LED optic position

• AX3 A/AX3 D accommodates three (3) beam control lenses and/or filters
 • AX3 LPA/AX3 LPD accepts two (2) beam control lenses and/or filters.

Reflector .040" aluminum parabolic reflector in black specular Alzak finish shields housing interior.

Trims Styles Trim Ring, Self Flanged and Flangeless trims styles available

• Must specify FMA3 (gypsum) or SFM3 (wood/stone/tile) option for flangeless installations.

LED Driver Accommodates 120-277V input and multiple control protocols

• For a list of compatible dimmers, refer to [ACULUX3-DIM](#) • Power Factor > 0.9 • Field replaceable from below ceiling.

Life Rated for 50,000 hrs at 70% lumen maintenance.

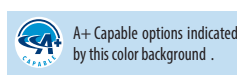
Buy American: This product is assembled in the USA and meets the Buy America(n) government procurement requirements under FARS, DFARS and DOT. Please refer to www.acuitybrands.com/buy-american for additional information.

Warranty - 5YR 5-year limited warranty. Complete warranty terms located at: http://www.acuitybrands.com/CustomResources/Terms_and_conditions.aspx

Codes/Labels UL and cUL listed for through branch wiring, damp locations

• Meets energy code Air Leakage requirements per ASTM E283 • ENERGY STAR® certified with select trims and housings • Can be used to comply with Title 24, Part 6 with select trims and housings • ICAT housings are rated for direct contact with insulation • AX3 08LM/12LM/15LM (ICAT option) are compatible with spray foam insulation with an R-Value of 3.7 per inch or less • Union made.

New Construction Mounting Features patented (US Patent 8,038,113) Pro-VI™ bar hanger system • All fixtures except for 25LM ICAT also feature vertically adjustable mounting brackets (butterfly brackets) • Centerline indicators on plaster frame and patented (US Patent 8,277,090) Tru-Line™ Platform featuring +/- 1/2" translation aids fixture alignment after installation, prior to drywall.



Design2Ship Quick Ship Program:
 Options in green text qualify for Design2Ship — 5 business days from order entry to ship. Refer to Design2Ship Brochure for complete program details.
Maximum Order Quantity: 50 units for housings; 25 units for trims.

3" LED RECESSED DOWNLIGHT
NEW CONSTRUCTION
PARABOLIC REFLECTOR
AX3/3DP
800 - 3000 LUMEN



Housing Styles Fixed Downlight and Universal New Construction housings are available • Fixed downlight housings are compatible with downlight trims • Universal housings are compatible with downlight, adjustable, and wall wash trims.

Junction Box Rated for 4 No. 12 AWG 90° C through branch circuit conductors and includes (6) 1/2", (1) 3/4", and (4) Non-metallic sheathed cable knock-outs • Push-in electrical connectors for field connections.

Ceiling Thickness 1/2" – 1 5/8" ceiling

Note: Actual performance may differ as a result of end-user environment and application. All values are design or typical values, measured under laboratory conditions at 25°C. Specifications subject to change without notice.

ORDERING INFORMATION

Example: AX3 LPD G4 12LM 30K 80CRI 24D FPC 120 ICAT 3DP BS WHR

Housing Style	Lumens	CCT	CRI	Beam	Driver	Voltage ³	Options
Downlight Housings	08LM 800 Lumens	27K 2700K	80CRI	12D 12° beam	GZ1 0-10V, 1% dim	120	CP⁴ Chicago Plenum
AX3 D G4 New Construction Fixed Downlight	12LM 1200 Lumens	30K 3000K	90CRI²	24D 24° beam	EZ1 eldoLED 0-10V, 1% dim	277	ICAT⁵ IC, Air-Tight
AX3 LPD G4 Low Profile Fixed Downlight	15LM 1500 Lumens	35K 3500K	95CRI²	35D 35° beam	EZB eldoLED 0-10V, <1% dim	MVOLT (120-277)	NLIGHT⁶ nLight dimming pack controls
	20LM 2000 Lumens	40K 4000K		50D 50° beam	FPC Phase cut dimming, 5% dim		
Universal ADJ/DL/WW Housings	25LM 2500 Lumens				ECOS2 Lutron Hi-Lume 2-wire forward phase, 1% dim		
AX3 A G4 New Construction Universal ADJ/DL/WW	30LM¹ 3000 Lumens				ECOD Lutron Hi-Lume EcoSystem, 1% dim		
AX3 LPA G4 Low Profile Universal ADJ/DL/WW					EDXB eldoLED DMX, <1% min		
					EDAB eldoLED DALI, 1% min		

Trim Style	Reflector Finish	Flange Style / Finish	Environment	Ceiling Installation
3DP Parabolic Reflector	BS Black Specular	FLANGED	WET Wet location (Solite Lens)	FLANGED
	CD Clear Diffuse	WHR White Trim Ring		Ceiling ≤ .875"
	CS Clear Specular	SF Self-Flanged		CTA3/125 Ceiling 0.875" - 1.25"
	WTD Wheat Diffuse	WHSF Self-Flanged, White painted flange		CTA3/163 Ceiling 1.25" - 1.625"
	W White Paint	FLANGELESS⁷		FLANGELESS, GYPSUM
		FM Flangeless		FMA3/087 Ceiling ≤ .875"
				FMA3/125 Ceiling 0.875" - 1.25"
				FMA3/163 Ceiling 1.25" - 1.625"
				FLANGELESS, WOOD/STONE/TILE⁸
				SFM3/087 (B,W) Ceiling ≤ 0.875"
				SFM3/125 (B,W) Ceiling 0.875" - 1.25"
				SFM3/163 (B,W) Ceiling 1.25" - 1.625"

Ordering Notes

¹ 30LM not available with LPD or LPA. ⁴ CP available up to 20LM for LPD and LPA; available up to 25LM for D and A. ⁷ Must specify FMA3 or SFM3 option.
² 90CRI and 95CRI available on 27K and 30K only. ⁵ ICAT not available with LPD or LPA at 25LM; not available with D or A at 30LM. ⁸ Specify finish: B = Black, W = White.
³ MVOLT standard on GZ1, EZ1, EZB, ECOD, EDXB, EDAB unless NLIGHT specified. Must be 120 for FPC or ECOS2. ⁶ Must specify 120 or 277 volts. NLIGHT only available with EZ1 or EZB. Not available with CP.

3" LED RECESSED DOWNLIGHT NEW CONSTRUCTION PARABOLIC REFLECTOR AX3/3DP 800 - 3000 LUMEN

ACCESSORIES

Accessories			
3AXOPT/12D	12° Optic	CGF 200 MPINK	Med. Pink Color Filter
3AXOPT/24D	24° Optic	CGF 200 WRED	Warm Red Color Filter
3AXOPT/35D	35° Optic	CGF 200 DLTBLUE	Daylight Blue Color Filter
3AXOPT/50D	50° Optic	CGF 200 MBLU	Med. Blue Color Filter
AF3/10	10° Diffusing Film	CGF 200 MAMB	Med. Amber Color Filter
AF3/20	20° Diffusing Film	CGF 200 MGRN	Med. Green Color Filter
AF3/30	30° Diffusing Film	DGF 200 DRED	Red Dichroic Lens
AF3/40	40° Diffusing Film	DGF 200 MGRN	Med. Green Dichroic Lens
AF3/50	50° Diffusing Film	DGF 200 MBLU	Med. Blue Dichroic Lens
AF3/60x1	60°x1° Diffusing Film	DGF 200 DYEL	Yellow Dichroic Lens
		DGF 200 MAGEN	Magenta Dichroic Lens
HB1	Real Nail 3 Bar Hangers	DGF 200 CYAN	Blue Green Dichroic Lens
HB26	26" C-Channel Bar Hangers	DCCF 200 HAL4250	Daylight Blue Correction Lens
HB50	50" C-Channel Bar Hangers	DIFF 200	Diffuse Spread Lens
LB27	27" Linear Bar Hangers	SOLITE 200	Uniformity Lens
		UVF 200	UV Filter Lens
EMI20	20W Remote Mount Emergency Inverter (Compatible with 20LM max)	PRISM 200	Prismatic Lens
		LSPREAD 200	Linear Spread Lens
		HCLBL 200	Hexcell Louver

DIFFUSING FILMS

Desired FWHM	Primary Optic	Film
12°	12D	-
20°	12D	AF3/10
24°	24D	-
30°	12D	AF3/20
35°	35D	-
40°	12D	AF3/30
45°	12D	AF3/40
50°	50D	-
60°	12D	AF3/50
20°x60°	12D	AF3/60x1

To achieve the desired beam angle (FWHM), specify the following primary LED optic on the luminaire and order the diffusing film from the table below

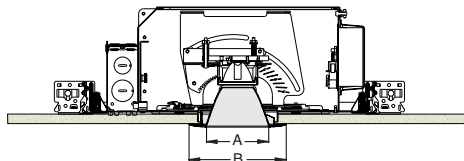
ELECTRICAL DATA

Lumen Package	08LM		12LM		15LM		20LM		25LM		30LM	
Voltage	120	277	120	277	120	277	120	277	120	277	120	277
Input Power	7.0	7.6	11.0	12.0	13.8	14.6	19.7	20.2	25.8	26.3	32.9	33.3
Input Current	0.03	0.06	0.09	0.05	0.12	0.06	0.17	0.08	0.22	0.1	0.28	0.13
Frequency	50/60Hz		50/60Hz		50/60Hz		50/60Hz		50/60Hz		50/60Hz	
Power Factor	>0.9	>0.9	>0.9	>0.9	>0.9	>0.9	>0.9	>0.9	>0.9	>0.9	>0.9	>0.9

	CCT/CRI:	80CRI 27K, 30K, 35K, 40K 90CRI 27K, 30K
	Optic:	12D, 24D, 35D, 50D
	Reflector Finish:	BS, CS, CD, W, WTD

	Construction:	ICAT
	CCT/CRI:	90CRI 27K, 30K
	Optic:	12D, 24D, 35D, 50D
	Reflector Finish:	BS, CS, CD, W, WTD

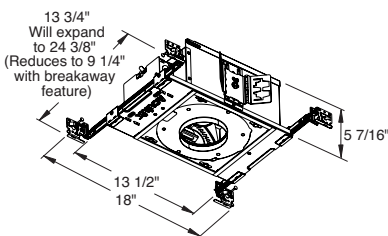
DIMENSIONS



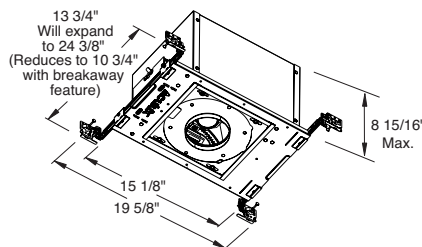
	A	B
Trim Ring	3 1/4"	5"
Self Flanged	3 3/8"	4 5/8"
Flangeless	3 3/8"	3 7/8"

4 1/4" CEILING CUTOUT
(REFER TO INSTRUCTION SHEET FOR FLANGELESS CEILING CUTOUT)

NEW CONSTRUCTION (AX3 D/AX3 A)

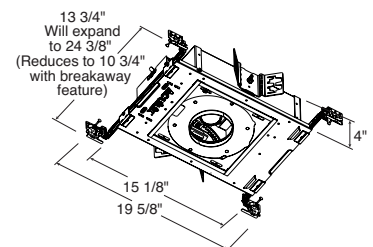


ICAT: 20LM & Less
Non-ICAT: 25LM & 30LM



ICAT: 25LM

LOW PROFILE (AX3 LPD/AX3 LPA)

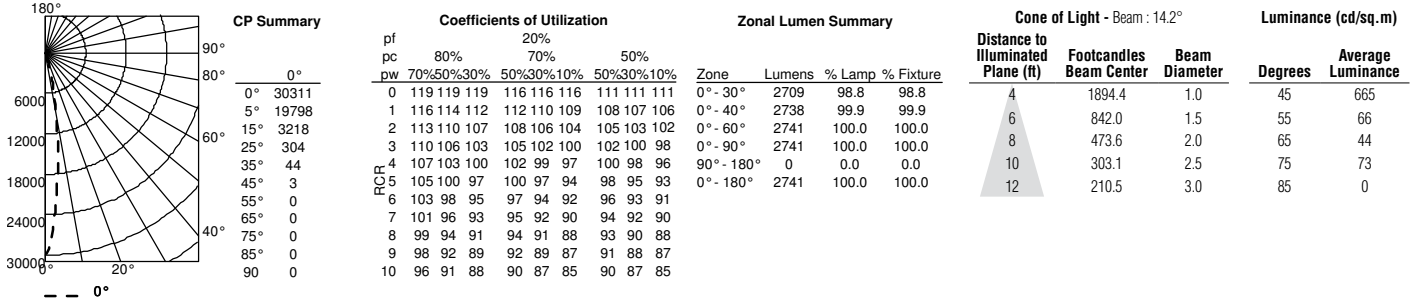


ICAT: 20LM & Less
Non-ICAT: 25LM

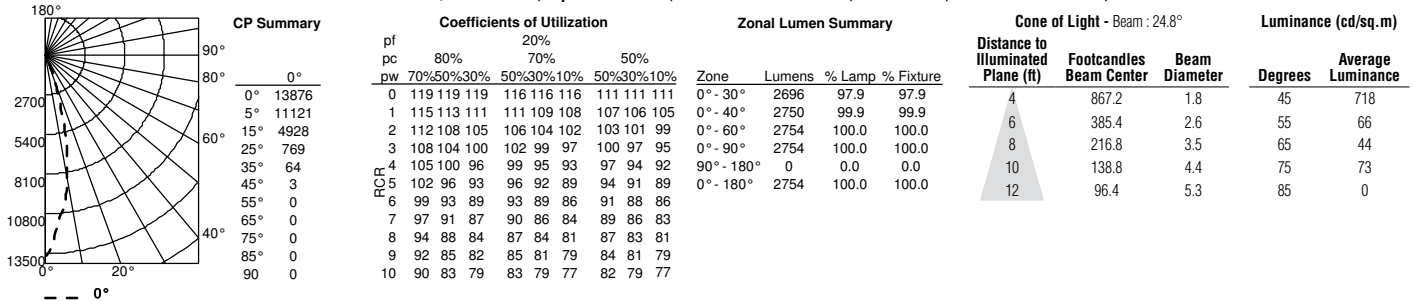
3" LED RECESSED DOWNLIGHT NEW CONSTRUCTION PARABOLIC REFLECTOR AX3/3DP 800 - 3000 LUMEN

PHOTOMETRICS

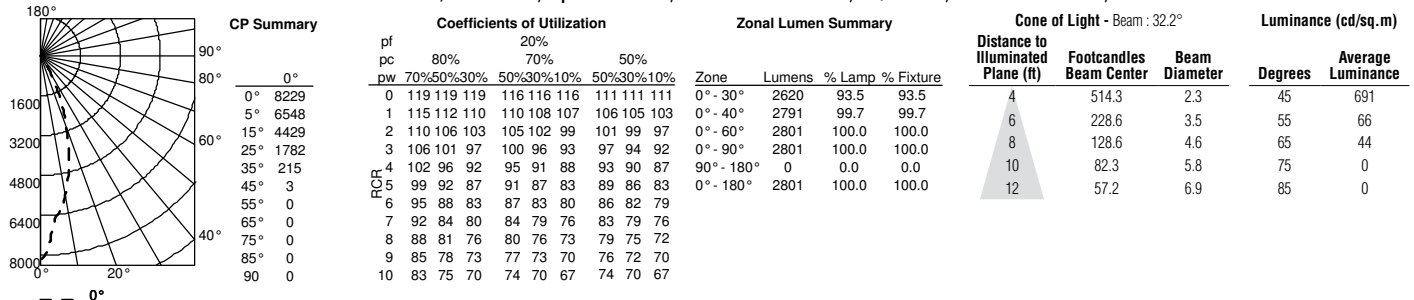
AX3 G4 30LM 30K 80CRI 12D EZI MVOLT + 3DP CS, 3000K LEDs, input watts: 32.6, delivered lumens: 2742, LM/W = 84, test no. PT03181641, tested in accordance to IESNA LM-79



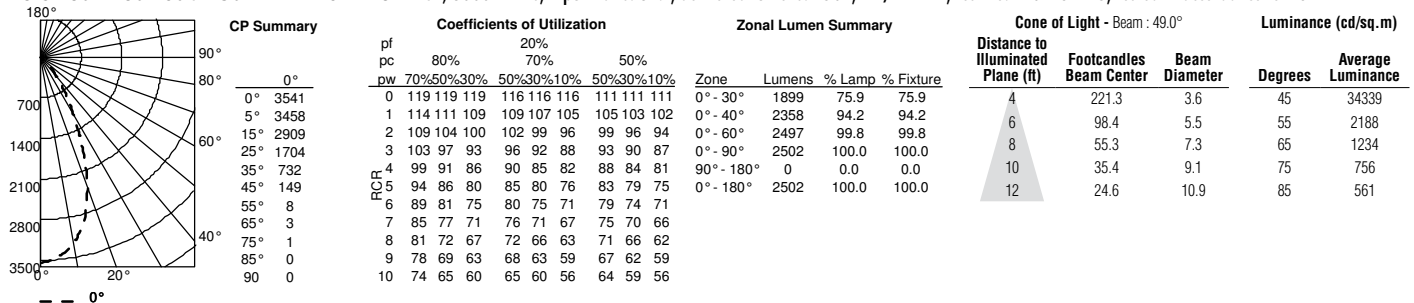
AX3 G4 30LM 30K 80CRI 24D EZI MVOLT + 3DP CS, 3000K LEDs, input watts: 32.6, delivered lumens: 2755, LM/W = 85, test no. PT03181643, tested in accordance to IESNA LM-79



AX3 G4 30LM 30K 80CRI 35D EZI MVOLT + 3DP CS, 3000K LEDs, input watts: 32.6, delivered lumens: 2801, LM/W = 86, test no. PT03181645, tested in accordance to IESNA LM-79



AX3 G4 30LM 30K 80CRI 50D EZI MVOLT + 3DP CD, 3000K LEDs, input watts: 32.7, delivered lumens: 2502, LM/W = 77, test no. PT02182725, tested in accordance to IESNA LM-79



LUMEN OUTPUT MULTIPLIERS

CCT/CRI	Multiplier		
	80CRI	90CRI	95CRI
2700K	100%	86%	65%
3000K	100%	88%	69%
3500K	105%		
4000K	107%		

Lumens	Multiplier
30LM	100%
25LM	87%
20LM	70%
15LM	50%
12LM	40%
08LM	27%