


# SSP3A250P7

Harmony, Solid state relay, 50 A, panel mount, zero voltage switching, input 180...280 V AC, output 48...530 V AC



## Main

Range of Product	Harmony Solid State Relays
Product or Component Type	Solid state relay up to 50 A
Device short name	SSP
Mounting Support	Panel
Number of phases	3 phase
Line Rated Current	50 A
Solid state output type	Zero voltage switching
Output switching mode	Zero voltage switching

## Complementary

Control Type	Without test button
[Uc] control circuit voltage	180...280 V AC
Minimum switching voltage	180 V AC turn-on
Maximum switching voltage	10 V AC turn-off
Response time	20 ms (turn-on) 30 ms (turn-off)
Input current	7...20 mA
Output voltage	48...530 V AC
Load current	0.1...50 A
Transient overvoltage	1200 V
Surge current	715 A 20 ms 750 A 16.6 ms 150 A 1 s
Maximum I <sup>2</sup> t for fusing	2520 A <sup>2</sup> .S for 10 ms at 50 Hz 2320 A <sup>2</sup> .s for 8.3 ms at 60 Hz
Maximum leakage current	3 mA off-state
Maximum voltage drop	<1.35 V on-state
DV/dt	500 V/μs off-state at maximum voltage
Power factor	0.5 (with maximum load)
Motor controller rating	1.5 Hp 104 °F (40 °C) 120 V AC 3 Hp 104 °F (40 °C) 240 V AC 7.5 Hp 104 °F (40 °C) 480 V AC 8.8 hp 104 °F (40 °C) 530 V AC
Motor power kW	1.11 KW 104 °F (40 °C) 120 V AC 2.22 KW 104 °F (40 °C) 240 V AC 5.55 KW 104 °F (40 °C) 480 V AC 6.47 kW 104 °F (40 °C) 530 V AC
Insulation resistance	>= 1000 MOhm at 500 V DC
Maximum capacitance	8 pF for input/output
Dielectric strength	4 KV AC for input/output 4 kV AC for input or output to case
Tightening torque	0.9...1.1 N.m for input 1.7...2.2 N.m for output
Connections - terminals	Screw terminals 1 x 0.2...1 x 2.5 mm <sup>2</sup> , AWG 24...AWG 14) input Screw terminals 1 x 1.5...1 x 10 mm <sup>2</sup> , AWG 16...AWG 8) output
Thermal resistance	0.12 °C/W
LED indicator	LED, green input

IP degree of protection	IP20
Net Weight	0.53 lb(US) (0.24 kg)
Width	3.99 in (101.3 mm)
Height	3.14 in (79.7 mm)
Depth	1.39 in (35.4 mm)
Device presentation	Complete product

## Environment

Flame retardance	V0 conforming to UL 94
Ambient Air Temperature for Operation	-40...176 °F (-40...80 °C)
Ambient Air Temperature for Storage	-40...257 °F (-40...125 °C)
Pollution degree	2
Overvoltage category	III
Product Certifications	UL CSA
Marking	CE
Standards	IEC 60950-1 IEC 62314 IEC 61000

## Ordering and shipping details

Category	22375-INTERFACE MODULE(ABA,R,S)
Discount Schedule	CP2
GTIN	3606480579844
Nbr. of units in pkg.	1
Package weight(Lbs)	9.81 oz (278.0 g)
Returnability	No
Country of origin	MX

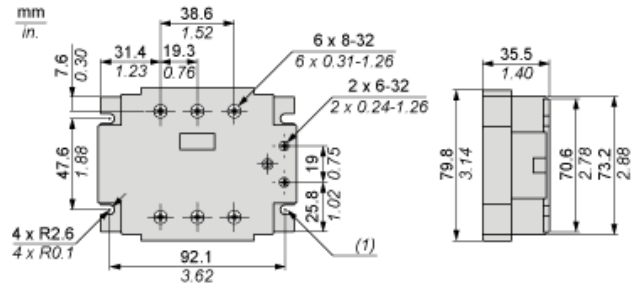
## Packing Units

Unit Type of Package 1	PCE
Package 1 Height	1.57 in (4 cm)
Package 1 width	3.35 in (8.5 cm)
Package 1 Length	4.72 in (12 cm)
Unit Type of Package 2	S02
Number of Units in Package 2	27
Package 2 Weight	25.55 lb(US) (11.588 kg)
Package 2 Height	5.91 in (15 cm)
Package 2 width	11.81 in (30 cm)
Package 2 Length	15.75 in (40 cm)

## Offer Sustainability

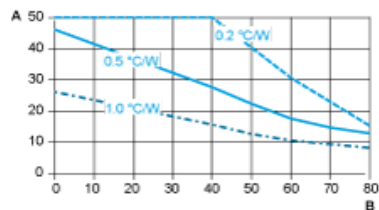
Sustainable offer status	Green Premium product
California proposition 65	WARNING: This product can expose you to chemicals including: Lead and lead compounds, which is known to the State of California to cause cancer and birth defects or other reproductive harm. For more information go to <a href="http://www.P65Warnings.ca.gov">www.P65Warnings.ca.gov</a>
REACH Regulation	<a href="#">REACH Declaration</a>
EU RoHS Directive	Pro-active compliance (Product out of EU RoHS legal scope) <a href="#">EU RoHS Declaration</a>
Mercury free	Yes
RoHS exemption information	<a href="#">Yes</a>
China RoHS Regulation	<a href="#">China RoHS Declaration</a>
Environmental Disclosure	<a href="#">Product Environmental Profile</a>
Circularity Profile	<a href="#">End Of Life Information</a>

Dimensions



(1) 4 Mounting slots

Derating Curves



A : Load Current (Amperes)  
B : Ambient Temperature (°C)