

### Main

|                           |  |
|---------------------------|--|
| Range Compatibility       | Altivar Machine ATV340<br>Easy Altivar 310<br>Altivar&Nbsp;Process ATV900<br>Altivar Machine ATV320<br>Easy Altivar 310L |
| Product or Component Type | Braking resistor   |
| Ohmic value               | 28 Ohm   |

### Complementary

|                         |   |
|-------------------------|---|
| Product compatibility   | Variable speed drive ATV320 15 kW 525...600 V<br>Variable speed drive ATV930 wall mount 4 kW 200...240 V medium cycle<br>Variable speed drive ATV950 wall mount 11 kW 380...480 V light cycle<br>Variable speed drive ATV930 wall mount 3 kW 200...240 V medium cycle<br>Variable speed drive ATV930 wall mount 11 kW 380...480 V light cycle<br>Variable speed drive ATV320 7.5 kW 525...600 V<br>Variable speed drive ATV930 15 kW 500...690 V light cycle<br>Variable speed drive ATV930 wall mount 3 kW 200...240 V light cycle<br>Variable speed drive ATV930 25 hp 600 V light cycle<br>Variable speed drive ATV320 7.5 kW 380...480 V<br>Variable speed drive ATV320 3 kW 200...240 V<br>Variable speed drive ATV320 11 kW 380...480 V<br>Variable speed drive ATV320 11 kW 525...600 V<br>Variable speed drive ATV930 20 hp 600 V light cycle<br>Variable speed drive ATV930 18.5 kW 500...690 V light cycle<br>Variable speed drive ATV930 wall mount 15 kW 380...480 V light cycle<br>Variable speed drive ATV340 11 kW 380...480 V light cycle<br>Variable speed drive ATV950 wall mount 15 kW 380...480 V light cycle<br>Variable speed drive ATV310 11 kW<br>Variable speed drive ATV930 wall mount 4 kW 200...240 V light cycle<br>Variable speed drive ATV340 7.5 kW 380...480 V light cycle<br>Variable speed drive ATV320 2.2 kW 200...240 V |
| Braking cycle           | Light cycle heavy duty) <0.8 s 150 % 40 s<br>Light cycle normal duty) <0.8 s 120 % 40 s<br>Medium cycle normal duty) <4 s 135 % 40 s<br>Medium cycle heavy duty) <4 s 165 % 40 s  |
| Average power available | 0.3 kW 122 °F (50 °C)   |
| Electrical connection   | Terminal <= 10 mm <sup>2</sup> / AWG 8 drive  |
| Protection type         | Thermal protection via drive  |
| Width                   | 6.89 in (175 mm)  |
| Height                  | 13.58 in (345 mm)   |
| Depth                   | 3.94 in (100 mm)  |
| Net Weight              | 5.95 lb(US) (2.7 kg)  |

### Environment

|                                       |                            |
|---------------------------------------|----------------------------|
| IP Degree of Protection               | IP20                       |
| Ambient Air Temperature for Storage   | -13...158 °F (-25...70 °C) |
| Ambient Air Temperature for Operation | 32...122 °F (0...50 °C)    |

The information provided in this documentation contains general descriptions and/or technical characteristics of the products contained herein. This documentation is not intended as a substitute for and is not to be used for determining suitability or reliability of these products for specific user applications. It is the duty of any such user or integrator to perform the appropriate and complete risk analysis, evaluation and testing of the products with respect to the relevant specific application or use thereof. Neither Schneider Electric Industries SAS nor any of its affiliates or subsidiaries shall be responsible or liable for misuse of the information contained herein.

## Ordering and shipping details

|                       |                        |
|-----------------------|------------------------|
| Category              | 22209-ATV650           |
| Discount Schedule     | CP4E                   |
| GTIN                  | 3606480802263          |
| Nbr. of units in pkg. | 1                      |
| Package weight(Lbs)   | 6.70 lb(US) (3.038 kg) |
| Returnability         | No                     |
| Country of origin     | DE                     |

## Packing Units

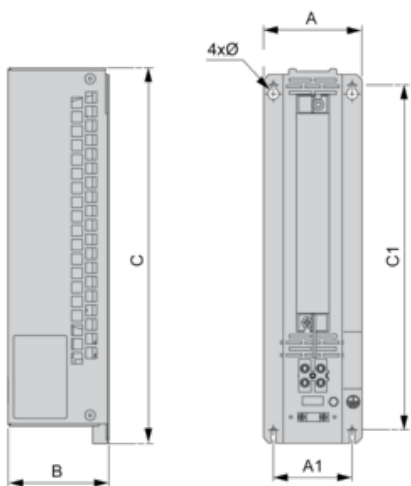
|                              |                           |
|------------------------------|---------------------------|
| Unit Type of Package 1       | PCE                       |
| Package 1 Height             | 6.61 in (16.8 cm)         |
| Package 1 width              | 14.17 in (36.0 cm)        |
| Package 1 Length             | 7.40 in (18.8 cm)         |
| Unit Type of Package 2       | P06                       |
| Number of Units in Package 2 | 18                        |
| Package 2 Weight             | 139.69 lb(US) (63.364 kg) |
| Package 2 Height             | 19.69 in (50.0 cm)        |
| Package 2 width              | 23.62 in (60.0 cm)        |
| Package 2 Length             | 31.50 in (80.0 cm)        |

## Offer Sustainability

|                            |   |
|----------------------------|---|
| California proposition 65  | WARNING: This product can expose you to chemicals including: Lead and lead compounds, which is known to the State of California to cause cancer and birth defects or other reproductive harm. For more information go to <a href="http://www.P65Warnings.ca.gov">www.P65Warnings.ca.gov</a> |
| REACH Regulation           | <a href="#">REACH Declaration</a>   |
| REACH free of SVHC         | Yes   |
| EU RoHS Directive          | Pro-active compliance (Product out of EU RoHS legal scope) <a href="#">EU RoHS Declaration</a>  |
| Toxic heavy metal free     | Yes   |
| Mercury free               | Yes   |
| RoHS exemption information | <a href="#">Yes</a>   |
| China RoHS Regulation      | <a href="#">China RoHS Declaration</a>  |

Dimensions

Right Side and Front View



Dimensions in mm

| A   | B   | C   | A1  | C1  | Ø   |
|-----|-----|-----|-----|-----|-----|
| 175 | 100 | 345 | 142 | 316 | 4.5 |

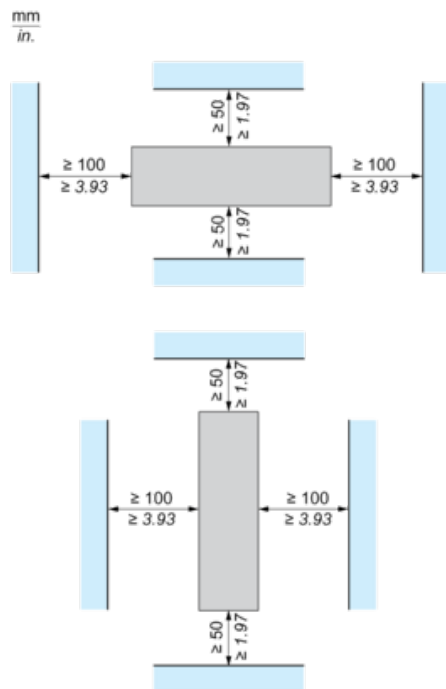
Dimensions in in.

| A    | B    | C     | A1   | C1    | Ø    |
|------|------|-------|------|-------|------|
| 6.89 | 3.94 | 13.58 | 5.59 | 12.44 | 0.18 |

Mounting and Clearance



(1) Braking resistor

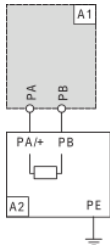


---

Recommended Schema

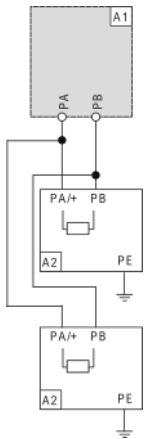
---

1 Braking Resistor



A1 : Drive or external braking unit  
A2 : Braking resistor  
PA, PB : Bus DC

2 Braking Resistors



A1 : Drive or external braking unit  
A2 : Braking resistor  
PA, PB : Bus DC