

Pre-Assembled Self-Regulating Pipe Trace Cable

Pre-Assembled



120 Volt - Grounded Plug



Model Code:

SRP	12	6	-6
A	B	C	D
A: Pre-Assembled Self Reg.			
B: 12 - 120V			
24 - 240V			
C: Watts per foot			
D: Linear Length in feet			

SRP Series Self-Regulating Pre-Assembled Heating Cable is designed for a variety of pipe freeze protection applications.

SRP Self-Regulating Pre-Assembled Heating Cable Features

- Pre-terminated with 30 inch grounded plug and end splice
- Suitable for use on metal and plastic pipes
- 2 year warranty
- Cable will not overheat or burn out when overlapped
- 16 gauge heating cable bus wire
- 6 w/ft at 40°F (5°C)



120V

MODEL	UPC	LENGTH	VOLTS	WATTS*
SRP126-6	40400	6 FT.	120	36
SRP126-12	40402	12 FT.	120	72
SRP126-18	40404	18 FT.	120	108
SRP126-24	40406	24 FT.	120	144
SRP126-37	48711	37.5 FT.	120	225
SRP126-50	40408	50 FT.	120	300
SRP126-62	48712	62.5 FT.	120	375
SRP126-75	40410	75 FT.	120	450
SRP126-87	48713	87.5 FT.	120	525
SRP126-100	40412	100 FT.	120	600
SRP126-125	48714	125 FT.	120	750
SRP126-150	48715	150 FT.	120	900

*Wattage rating for pipe freeze protection application is 6 w/ft determined at 40°F (5°C).



240 Volt - Cold Leads



SRP Series Self-Regulating Pre-Assembled Heating Cable is designed for a variety of pipe freeze protection applications.

SRP Self-Regulating Pre-Assembled Heating Cable Features

- Pre-terminated with 30 inch grounded plug and end splice
- Suitable for use on metal and plastic pipes
- 2 year warranty
- Cable will not overheat or burn out when overlapped
- 16 gauge heating cable bus wire
- 6 w/ft at 40°F (5°C)



240V

MODEL	UPC	LENGTH	VOLTS	WATTS*
SRP246-6	42373	6 FT.	240	36
SRP246-12	42374	12 FT.	240	72
SRP246-18	42375	18 FT.	240	108
SRP246-24	42376	24 FT.	240	144
SRP246-37	48716	37.5 FT.	240	225
SRP246-50	42377	50 FT.	240	300
SRP246-62	48717	62.5 FT.	240	375
SRP246-75	42378	75 FT.	240	450
SRP246-87	48718	87.5 FT.	240	525
SRP246-100	42379	100 FT.	240	600
SRP246-125	48719	125 FT.	240	750
SRP246-150	48720	150 FT.	240	900
SRP246-175	48721	175 FT.	240	1050
SRP246-200	48722	200 FT.	240	1200


*Wattage rating for pipe freeze protection application is 6 w/ft determined at 40°F (5°C).

Charts & Tables SR Pipe Trace Cable

Technical Data Table

Maximum operating temperature	150°F (65°C)
Maximum exposure temperature	185°F (85°C)
Minimum installation temperature	-40°F (-40°C)
Minimum bending radius	1" (24mm)
Dimensions	0.496" x 0.236" (12.6mm x 6mm)
Service Voltage	110V-120V, 208V-277V
Wattage rating temperature	50°F (10°C)
Hazardous Location Rating (-CT Outer Jacket only)	Class I, Div. 2 Class II, Div. 2 Class III

For Pipe Freeze Protection



Heating Cable Selection for Pipe Freeze Protection

Pipe	Type	5'	10'	15'	20'	25'	30'	35'	40'	45'	50'	55'	60'	65'	70'	75'	80'	85'	90'	95'	100'	125'	150'	175'	200'
1/2"	M	A	B	C	D	E	E	E	F	F	F	G	G	H	H	H	I	I	J	J	J	K	L	M	N
	P	A	B	C	D	E	E	F	F	F	G	G	H	H	H	I	I	J	J	J	K	L	M	N	-
1"	M	A	B	C	D	E	E	E	F	F	F	G	G	H	H	H	I	I	J	J	J	K	L	M	N
	P	B	B	C	D	E	E	F	F	F	G	G	H	H	H	I	I	J	J	J	K	L	M	N	-
1 1/2"	M	A	B	C	D	E	E	E	F	F	F	G	G	H	H	H	I	I	J	J	J	K	L	M	N
	P	B	C	D	E	E	F	F	F	G	G	H	H	H	I	I	J	J	J	K	K	M	N	-	-
2"	M	A	B	C	D	E	E	E	F	F	G	G	H	H	H	I	I	J	J	J	K	L	M	N	-
	P	B	C	E	E	F	G	H	H	I	J	J	K	K	L	L	L	M	M	M	N	-	-	-	-
2 1/2"	M	A	C	C	D	E	F	F	F	G	G	H	H	I	I	J	J	K	K	K	K	L	N	-	-
	P	B	D	E	F	G	H	I	J	K	K	L	L	M	M	N	N	-	-	-	-	-	-	-	-

A

SRP126-6
SRP246-6

B

SRP126-12
SRP246-12

C

SRP126-18
SRP246-18

D

SRP126-24
SRP246-24

E

SRP126-37.5
SRP246-37.5

F

SRP126-50
SRP246-50

G

SRP126-62.5
SRP246-62.5

H

SRP126-75
SRP246-75

I

SRP126-87.5
SRP246-87.5

J

SRP126-100
SRP246-100

K

SRP126-125
SRP246-125

L

SRP126-150
SRP246-150

M

SRP246-175

N

SRP246-200

M = Metal Pipe / P = Plastic Pipe

Add 1 foot to the cable length for each valve or spigot.


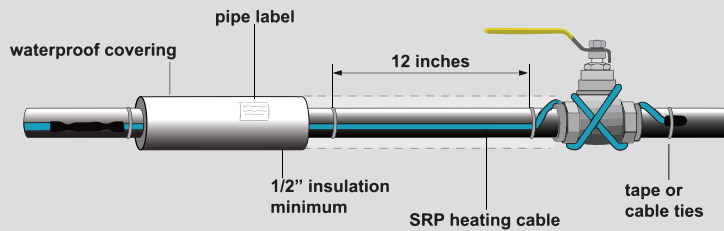
Chart is based on the lowest outside temperature of 0°F (-18°C)

with a minimum of 1/2" thick fiberglass insulation. Use 1" insulation for protection down to -20°F (-29°C).




Charts & Tables SR Pipe Trace Cable

Heating Cable Selection for Pipe Freeze Protection



Single Cable Location



Double Cable Location

For a single cable, run it straight along the bottom of the pipe in the 4 or 8 o'clock position. If two cables are required, attach them at the 4 and 8 o'clock positions as shown in the figure above.

Use Table 1 to select the cable size for metal pipes and use Table 2 for plastic pipes. Read across the table to find the pipe size, then drop down to the row corresponding to the design air temperature and the thickness of the insulation that will be used. The cell that intersects will give the power (watts/ft.) of the heating cable required, it may also have a (2) in the cell which means 2 cables are required.

Table 1 - SR Cable Selection for Metal Pipes (w/ft.)¹

Lowest Air Temp.	Insulation Thickness	1/2"	3/4"	1"	1 1/4"	1 1/2"	2"	2 1/2"	3"	4"	6"	8"
0°F (-18°C)	1/2"	3	3	3	3	5	5	5	5	8	8	10
	1"	3	3	3	3	3	3	3	5	5	8	8
	1-1/2"	3	3	3	3	3	3	3	3	5	5	5
	2"	3	3	3	3	3	3	3	3	3	5	5
-20°F (-29°C)	1/2"	3	5	5	5	5	5	8	8	10	10	*
	1"	3	3	3	3	3	5	5	5	8	8	10
	1-1/2"	3	3	3	3	3	3	3	5	5	8	8
	2"	3	3	3	3	3	3	3	3	5	5	8
-40°F (-40°C)	1/2"	5	5	5	5	8	8	10	(2) 8	(2) 8	(2) 10	*
	1"	3	3	3	5	5	5	8	8	8	10	(2) 8
	1-1/2"	3	3	3	3	3	5	5	5	8	8	10
	2"	3	3	3	3	3	3	3	5	5	8	8
	3"	3	3	3	3	3	3	3	3	3	5	5

Table 2 - SR Cable Selection for Plastic Pipes (w/ft.)¹

Lowest Air Temp.	Insulation Thickness	1/2"	3/4"	1"	1 1/4"	1 1/2"	2"	2 1/2"	3"	4"	6"	8"
0°F (-18°C)	1/2"	3	5	5	5	8	8	8	10	(2) 8	(2) 10	*
	1"	3	3	3	5	5	5	5	5	5	8	8
	1-1/2"	3	3	3	3	3	3	5	8	8	8	10
	2"	3	3	3	3	3	3	3	5	5	8	8
-20°F (-29°C)	1/2"	5	5	8	8	10	10	(2) 8	(2) 8	(2) 10	*	*
	1"	3	3	5	5	5	8	8	8	10	(2) 8	(2) 10
	1-1/2"	5	5	5	5	5	5	5	8	8	10	(2) 8
	2"	3	3	3	3	3	5	5	5	8	8	10
-40°F (-40°C)	1/2"	8	8	8	8	10	10	(2) 8	(2) 10	*	*	*
	1"	5	5	5	8	8	8	10	10	(2) 8	*	*
	1-1/2"	5	5	5	5	5	8	8	8	10	(2) 8	(2) 10
	2"	5	5	5	5	5	5	5	8	8	10	(2) 8
	3"	3	3	5	5	5	5	5	5	5	8	10

1. Tables are based on using fiberglass insulation or equivalent while maintaining a 40°F (4°C) pipe temperature with a 10% safety factor and 20 mph wind speed.

*Contact King for proper cable selection.

SR/SRP Pipe Freeze Protection Accessories



SRK00 Hard Wire Power Connection Kit

Contains labels, pipe mounting bracket, box connector, wire nuts and heat shrink tubing to make electrical supply connection to a metal junction box. Includes one end seal.



SRK02 Connection Kit

Contains heat shrink tubing and woven braid
Also includes one end seal.



SRK10 Splice and Tee Kit

Contains heat shrink tubing and other materials to make one splice or one tee connection
Also includes one end seal.




SRK08 Plug in 120V Connection Kit with GFEP Device

Contains labels, GFEP protection device with 120V plug, cable ties, crimp type connectors, heat shrink tubing and labels.
Includes one end seal.



SRK12 End Seal Kit

Contains heat shrink tubing and other materials to make two end seals.



SRK04

2.5" x 50 yards 2 mil foil tape.



SRK03 Tape

Pipe trace tape and labels.



IFC12

Plug in fixed thermostat



TRF115-005

Freeze Protection Thermostat



SRK17

11 & 13mm Gel end seal



SRK18

Lighted end seal

MODEL	UPC	DESCRIPTION	WEIGHT
SRK00	40462	Hard wired power connection kit, includes end seal	0.3 lbs.
SRK02	40461	Connection kit, includes end seal	0.3 lbs.
SRK03	40464	Pipe trace tape (66ft) and 10 labels per package	1.0 lbs.
SRK04	61713	2.5" x 50 yards 2 mil foil tape	1.6 lbs.
SRK08	40466	Plug in 120V connection kit with GFEP device, includes end seal	1.0 lbs.
SRK10	40468	Weatherproof splice/tee kit, includes end seal	0.2 lbs.
SRK12	40470	End seal kit (2 per package)	0.1 lbs.
SRK17	40477	11 & 13mm Gel end seal	0.1 lbs.
SRK18	40512	Lighted end seal, 85-277V	0.3 lbs.
IFC12	40490	Plug in fixed thermostat, 120V, 15 amp, on at 35°F off at 45°F (12/case)	0.3 lbs.
TRF-115-005	40486	Freeze protection thermostat, weatherproof with 5 ft. remote bulb & capillary, 25 amp at 120/208/240V, 22 amp at 277V, adjustable temp 0°F, suitable for 24 VAC operation (w/Power-On indicator light)	0.3 lbs.